



# Curriculum Newsletter

Bramham Shadwell Federation

## Class 2

March-April 2022



All our learning in class this half term will be focused around the question:  
**How did people treat others in the past?**

### English

- We will be recapping our grammatical understanding of sentence types, focusing on **commands, statements, exclamations and questions** before developing our ability to write expanded noun phrases.
- Our text focus will be a range of Mr Men books, which we will use as a stimulus to write different sentence types.
- We will improve our writing about our class text through the use of interesting **adjectives** and powerful **adverbs**. We will continue to ensure that our sentences are **punctuated accurately** and contain **adjectives** and **adverbs** for extra description.
- Checking and improving** our work is a continued focus so that the children are able to self-edit.
- Phonics and spelling support will continue to take place on a daily basis with a spelling test **each Friday**.
- Handwriting is a focus as we continue to ensure that letters are always **formed, orientated and placed on the line correctly**.



**The text we will focus on:** Mr Men and Little Miss by Roger Hargreaves

**The outcome will be:** To write a story using a range of different sentence types.

#### How can I help / information for Helping

- Encourage your child to **read daily**. This may be a magazine, their own choice of book from home or their school reading book.
- Please support your child by reading with them at home and recording their reading in their reading record.
- Ask your child to make predictions about their reading book. What do you think will happen next? Why do you think this?
- Discuss vocabulary with your child from their reading book – what do you think this word means?

### Maths

- We will begin this half term by focusing on the properties of **2-D and 3-D shapes**. The children will learn how to identify and the number of **sides and vertices in regular polygons and investigate symmetry in a range of shapes**. The children will then move on to sorting 2-D and 3-D shapes by their **properties**.
- Investigating patterns** in sequences of shapes will also feature in our work this term.
- Fractions** will be our second topic of this half term. We will begin by reviewing the children's prior knowledge of simple fractions from Year 1, before working on **halves, quarters and thirds of shapes, objects and quantities**. We will then learn how to find simple **equivalent fractions** and **order fractions** using practical resources and tasty activities 😊
- We will continue to **consolidate the children's knowledge of the four operations (+, -, x and ÷)** during our maths lessons and morning maths tasks.



A square has  
4 lines of symmetry.



#### How can I help / information for Helping




**Practise recall of the 2, 5 and 10x tables and their related division facts.**  
Discuss halves, quarters and thirds of shapes, objects and quantities at home.  
Ensure that your child can quickly recall number bonds within 10 and 20.  
Revise column addition and subtraction

#### KIRF Targets – Spring Term 27



I know the multiplication and division facts for the 10 times table.

#### Key Vocabulary:

- What is 10 **multiplied by** 3?
- What is 10 **times** 9?
- What is 6 **lots of** 10?
- What is 70 **divided by** 10?

Topic	Science	P.E
 <p><b>Focus is:</b> This half term the children will answer the question "How did people treat each other in the past?" which will link to our History studies. We will learn about the life and work of the <b>Wright Brothers</b>, their struggles and eventual success with flying their aircraft and how their achievements affect our lives over 100 years later. We will also learn about transport before the Wright Brothers.</p>  <p><b>Skills / knowledge to be developed:</b> During this topic, the children will develop their <b>chronological understanding</b> and their knowledge and understanding of events and people from the past.</p> <p><b>Applied through:</b> History / English / Maths / Art / PSHE</p>	<p><b>Focus is:</b> This half term the children will continue their learning about the properties and uses of <b>everyday materials</b>.</p> <p><b>Skills / knowledge to be developed:</b> The children will conduct scientific investigations about a range of materials to support them in deciding which will be the best material to make their puppet out of.</p> <p><b>DT links:</b> We will continue to <b>design create our Mr Men puppets</b>. The children will practise different sewing techniques before using these to create their final puppets. <b>In Computing</b> the children will plan and create a stop motion animation using imovie.</p>  <p><b>Applied through:</b> Discussion / Sorting and classifying information / Scientific investigation / DT/ Computing</p>	<p><b>Focus is: Dance</b></p> <p><b>Skills / knowledge to be developed:</b> Children will perform dances using simple movement patterns.</p> <p><b>Applied through:</b> Children will work individually and in small groups to develop a pattern of movement in response to music. We will use our musical knowledge of keeping a steady beat, listening and appraising and expressing ourselves through music</p> <p>Our PE day is <b>Thursday</b>.</p> <p>Please ensure that your child has their <b>named outdoor PE kit including trainers</b>.</p>
<p><b>How can I help / information for Helping</b> Discuss chronology with your child, talk about the order of events in their day to day life and further back in time. Discuss modern transport with your child. What do they think it was like 100 years ago? How did people travel to other countries before planes?</p>	<p><b>How can I help / information for Helping</b> What are the important features of a puppet which you might use in your own SITE project design? Do you have a kite? What is it made out of? Create your own animation – "iMovie Lite" is a free version you could try out at home.</p>	<p><b>How can I help / information for Helping</b> Children will come home in their PE kit unless the lesson is postponed due to the weather and the kit will stay in school to enable us to do the lesson on a different day.</p>

Music	PSHE / MindMate	R.E.
<p><b>Focus is: Exploring Feelings Through Music</b></p> <p><b>Skills / knowledge to be developed:</b> This Charanga unit of Work celebrates a wide range of <b>musical styles</b>. The lessons support the key areas of the English Model Music Curriculum; <b>Listening, Singing, Playing Composing and Performing</b>. There are options for assessment, deeper learning and further musical exploration. <b>Applied through:</b> practical sessions</p>	<p><b>Focus is: Sex and Relationship Education</b> (boys, girls and families)</p> <p><b>Skills / knowledge to be developed:</b> developing the children's understanding of the <b>similarities and differences between boys and girls</b>.</p> <p><b>Applied through:</b> Discussion / Circle time / debate</p>	<p><b>Focus is: How and Why do we pray?</b></p> <p><b>Skills / knowledge to be developed:</b> We will look at why we might pray and then follow the Christian and Muslim faith to see how prayer is important to them</p> <p><b>Applied through:</b> Discussion / Circle time / debate</p>
<p><b>How can I help / information for Helping</b></p> <p>Enjoy listening to a variety of music-</p> <ul style="list-style-type: none"> <li>• Listen and tap the pulse of the music</li> <li>• Can you beat of out a rhythm pattern while someone else taps a steady pulse?</li> </ul>	<p><b>How can I help / information for Helping</b></p> <p>Discuss and read stories with your child about how people may be different to each other and how we must accept people for who they are.</p>	<p><b>How can I help / information for Helping</b></p> <p>Talk to your child about how your family and friends may take time to think, reflect or pray. Talk about what you might pray for and how friends in our school community might pray in a different way</p>

Homework	Any Other Information / Dates for the Diary
<p><b><u>Ongoing Homework</u></b></p> <ul style="list-style-type: none"> <li>• <b>Reading:</b> We encourage all children in KS1 to read for 15 minutes a day. Please log what they have read in their reading record. Books will be given out on Tuesday and Friday each week. They will ONLY be changed on these days and will stay in book bags until these days so please keep reading and re-reading books at home to improve fluency.</li> <li>• <b>KIRF target:</b> See maths</li> <li>• <b>Spellings:</b> A list of spelling words will be sent out each Friday, with a spelling test the following Friday. <u>Please bring your spelling homework sheet back every Friday.</u></li> <li>• <b>Times Tables:</b> A set of times tables will be sent out each Monday, with a times tables test the following Monday. Remember to also log on regularly onto Times Table Rock stars!</li> </ul> <p><b><u>Maths / English Homework</u></b> English and Maths homework will be sent out each Thursday, to be returned the following Tuesday.</p> <p><b>Please encourage your children to discuss their homework at home in order that they develop the skills of explanation and reasoning. Please feel free to annotate or let us know if your child has worried or struggled with their work and we will support them in school with it.</b></p> <p>Children will be set a Learning Log activity each half term. This will be related to the Enriched Curriculum. On weeks when this is set, it will replace Maths or English homework. Please note that this should not be an onerous task and that your child can choose to present their work in any way they wish.</p>	<p><b>15<sup>th</sup>/16<sup>th</sup>/17<sup>th</sup> March – Year 2 Parent Consultations</b></p> <p><b>Friday 18<sup>th</sup> March – Red Nose Day</b></p> <p><b>Thursday 24<sup>th</sup> March - Mother's Day Gift Shop</b></p> <p><b>Friday 1<sup>st</sup> April – Dress Up (Flight – linked to Wright Brothers) – Flight Exit Day</b></p> <p><u>The children are welcome to dress up to celebrate our Flight Day – Be as creative as you'd like to be. We will welcome pilots to butterflies and anything in between.</u></p> <p><b>Friday 1<sup>st</sup> April – Last day of term</b></p> <p><b>PE may take place outside, please ensure that you send your child with <u>outdoor kit</u>, this needs to include tracksuit bottoms, tracksuit top and trainers as it can be very chilly!</b></p> <p>Please ensure that your child has a <u>named</u> water bottle in school every day. They must remember to take it home every evening to wash the bottle and bring it in to school already full. This will ensure that the bottles are kept clean and germ-free for the children's use each day.</p> <p>We encourage you to follow our school Twitter account <u>@BramhamShadwell</u>. We regularly post updates and photographs of what your children are learning in class alongside other important school information, reminders and updates</p>  

We are looking forward to another super term and thank you as always for your continued support! If you have any queries please do not hesitate to contact us.

Mrs McNeill and Miss Eales ☺