



Aged 5 - 7

WEEKLY INSTRUCTIONS


WEEK 17

Monday


Welcome to a new week of learning! This week's story is called 'Anna and the Third Leaf'. In today's chapter, Anna is very excited to audition for the part as Jack in the school play of Jack and the Beanstalk.



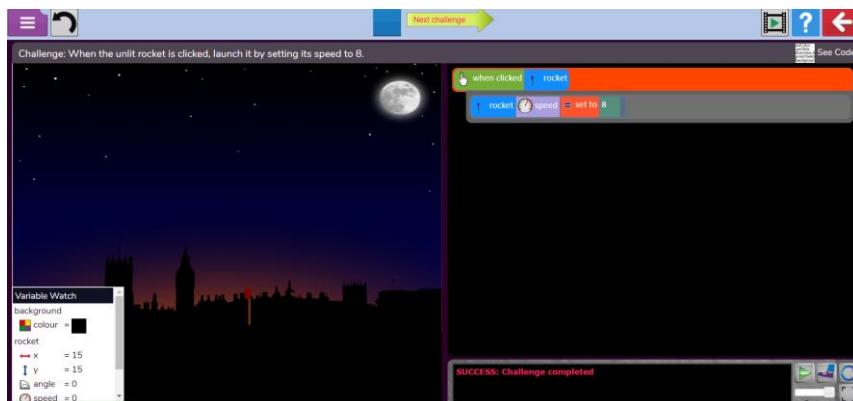
After you have read the first chapter, there are some activities to check your understanding of the story. There are then some fun activities that are linked to what you have read. First of all, there is a jigsaw of a picture from the story, then there is a paint project where you can colour a picture of Anna and Mia.



In maths today, you can practise your 2, 5 and 10 x tables using the 2simple table toons. Can you recall your times tables off by heart?



Finally, there is a chance to develop your coding skills and write some code for the activity, 'Rockets'. Use timers and click events to make a rocket firework display.



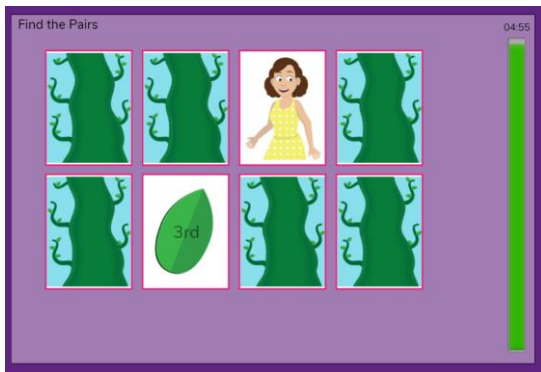
Try to get outside for some exercise today!

**Tuesday**

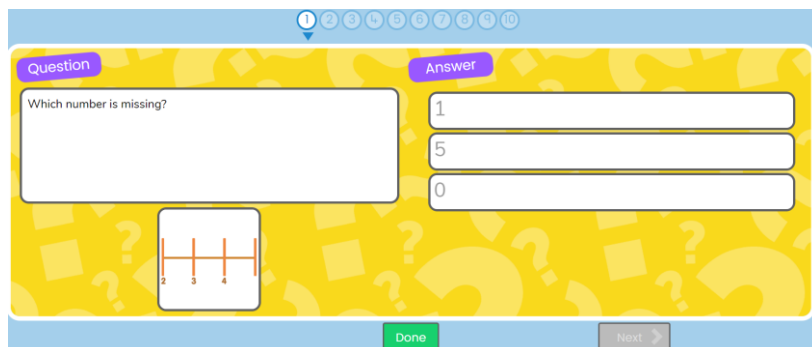
Today we are going to read chapter 2 of our story, 'Anna and the Third Leaf', and then there are some activities to do to check your understanding. In today's chapter, Anna receives some news which leaves her feeling very disappointed.



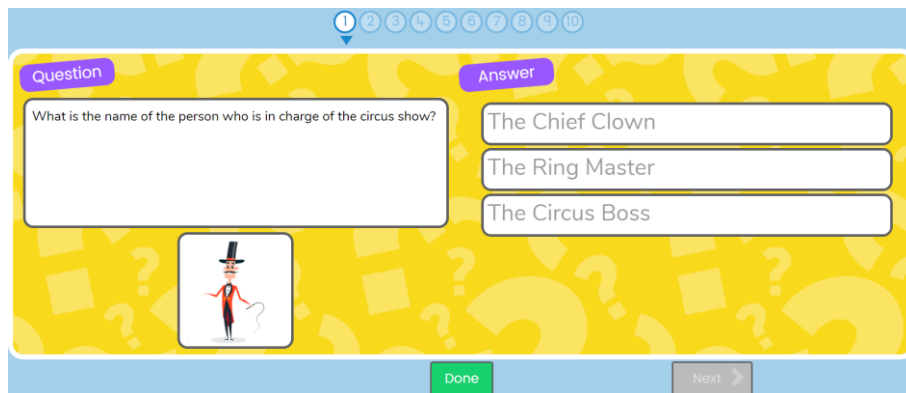
After completing the understanding and word activities, there is a pairs game of the story so far and a paint project of a scene from the story, Jack and the Beanstalk.



In maths today, you have a quiz where you need to find the number that is missing from the number line.



In this week's topic work, we are going to be doing some activity around the theme of the circus! Have you ever been to a circus? To begin our work this week, see what you already know by completing the circus quiz.

A screenshot of a quiz interface with a yellow background and question marks. At the top, a progress bar shows 10 numbered circles, with the first one highlighted. The 'Question' section contains the text 'What is the name of the person who is in charge of the circus show?' and a small illustration of a circus ringmaster. The 'Answer' section has three input fields with the text 'The Chief Clown', 'The Ring Master', and 'The Circus Boss'. At the bottom, there are 'Done' and 'Next' buttons.

After that, have a go at the clown paint project. Design your own clown and write a sentence about it.




Well done! Make sure you eat some healthy foods today.

**Wednesday**

Today we are continuing to read our story, 'Anna and the Third Leaf'. In chapter 3, the children begin the rehearsals for Jack and Beanstalk and Anna realises that being the third leaf might not be so bad after all.

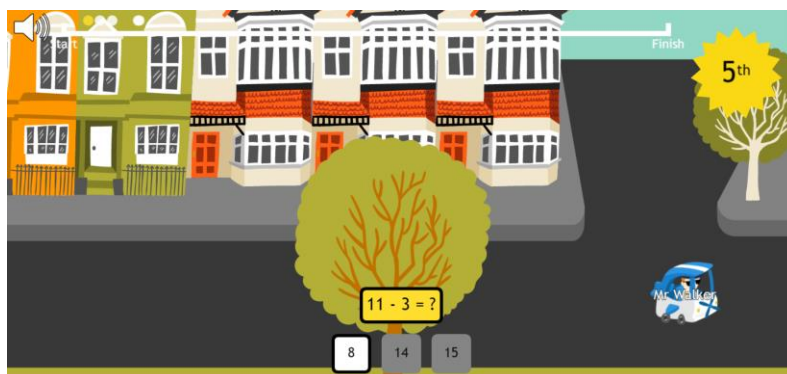


After completing the understanding and missing word activities, you can put the numbered leaves in the correct order and then help Mrs Clark to paint a backdrop for the play.



The image shows two interactive activity windows. The left window displays a beanstalk with three leaves labeled '1st', '2nd', and '3rd'. Below it, a row of five numbered leaves (5th, 2nd, 1st, 3rd, 4th) is shown for ordering. The right window shows a girl painting a backdrop of a beanstalk against a blue sky with white clouds. To the left of the backdrop, there is a list of words: 'background', 'Mrs', 'painted', 'Clark', 'great', 'a'. Below the backdrop, the letters 'Abc' are visible.


In maths today, you have a 2race game to complete, where you can practise your subtraction skills within 20.



For our topic work today, you are going to begin by thinking about what it must be like to be a circus ringmaster. What sort of skills do you need to have? What sort of things do you think you would have to do? Put your face in the mash cam and write, record or draw your thoughts.



After that, you can complete the paint project of the Big Top. How would you decorate your big top if you were running a circus?




Well done for your hard work so far this week!

**Thursday**

In today's chapter of our story, it is the day of the play and everyone is feeling very nervous! Will the show go as planned?




Show how well you understand what you have read by completing the activities. Then there is a game where you need to collect all the leaves for Anna. Watch out for the wolf! After that, complete the paint project from the story.



In maths today, you have a quiz to complete with some addition and subtraction word problems.

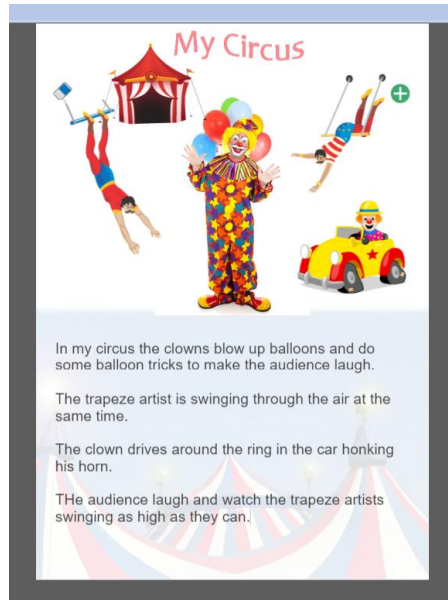
1 2 3 4 5 6 7 8 9 10

Question	Answer
I have £10. I buy a toy car for £2. How much money do I have left?	<input type="text" value="£8"/>
	<input type="text" value="£2"/>
	<input type="text" value="£9"/>
	<input type="text" value="£5"/>



Done Next

In your topic work, you are going to begin by designing your own circus! Use the pictures and the clip art to create your own circus picture and write about what is happening.



**My Circus**

In my circus the clowns blow up balloons and do some balloon tricks to make the audience laugh.













The trapeze artist is swinging through the air at the same time.

The clown drives around the ring in the car honking his horn.

The audience laugh and watch the trapeze artists swinging as high as they can.

After that, there is a pairs game to play. Find the matching circus pictures.

Circus Pairs

Great work today, well done!


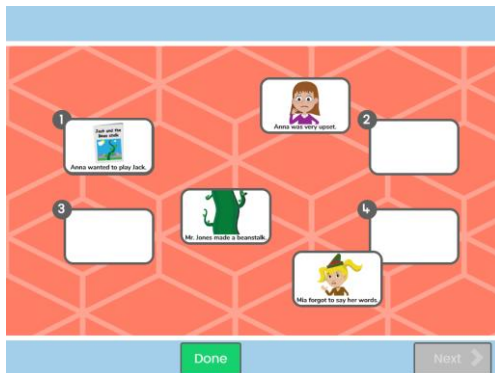


## Friday

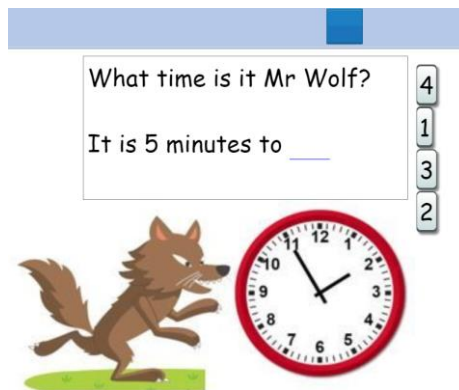
Today we read the final chapter of our story 'Anna and the Third Leaf', where Anna becomes the star of the show for a different reason! What do you think she did?



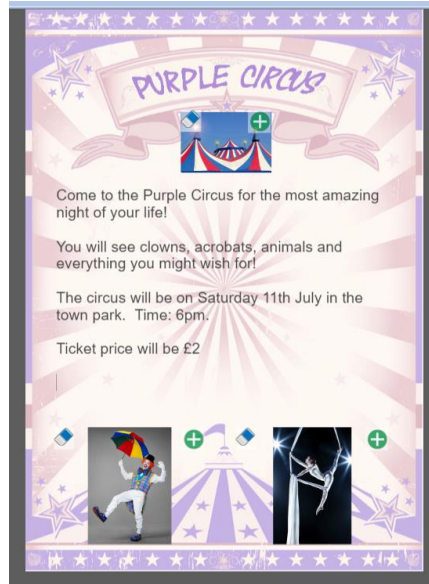
Remember to complete the activities that show how well you have understood this week's story. You then have a sequence the story task to do and a final paint project.



In maths today, there is a quiz all about time. Read the clock to work out what time it is showing.



To finish off our topic work this week, you first need to design your own circus poster. Remember to make it eye catching so lots of people will want to come to your circus!



After that, there is a circus dragging game where you can make your own circus scene.



Well done for all your fantastic work this week. Have a great weekend!