




Aged 3 - 5

WEEKLY INSTRUCTIONS

WEEK 11

Monday

Welcome to the beginning of a new week. This week we are going to be doing some activities about people who help us. There are lots of people in our communities who do lots of things to help us. Can you think of any? Read the story to see if there are any that you did not think of.



I can see a doctor.


← 2 →

The image shows a digital story interface. At the top is a photograph of a smiling male doctor in a white lab coat, holding a tablet. Below the photo is a white text box containing the sentence 'I can see a doctor.' At the bottom of the interface are two purple arrows pointing left and right, with a small purple square containing the number '2' in the center.

After you have read the story, take some time to think about the jobs that those people do. Have you seen any of those people recently in real life or on the television?

Next, have a go at the 2pairs game. Can you find the matching pairs of people who help us?

People who help us pairs 00:16

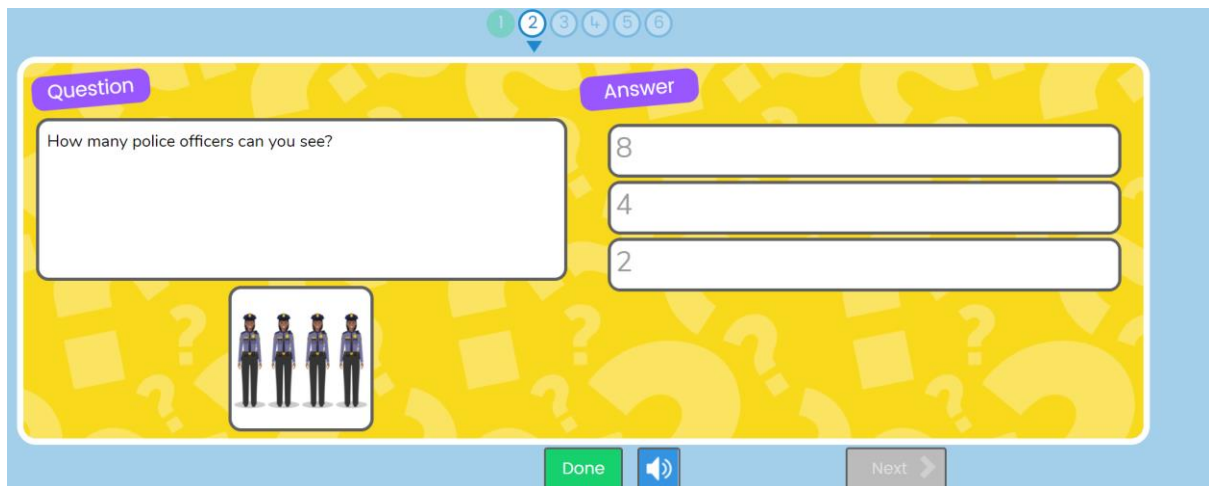


The image shows a matching exercise interface. It features a teal background with a grid of images. The top row contains a photograph of a police officer in a high-visibility vest, followed by three identical patterned cards with a light blue background and yellow floral motifs. The second row contains two identical patterned cards. The bottom row contains two side-by-side photographs of a person lying in a hospital bed, being attended to by medical staff. A vertical grey progress bar is located on the right side of the interface, and a timer in the top right corner shows '00:16'.

Remember to get some fresh air and exercise today, hopefully the sun is shining!

Tuesday

We are going to start today by practising some counting. Look at the picture and count how many people you can see. Click on the correct number.

The interface is set against a light blue background. At the top, a progress bar shows six numbered circles (1-6), with the second circle (2) highlighted. Below this is a yellow panel with a question box on the left containing the text 'How many police officers can you see?'. To the right of the question box is an 'Answer' section with three input fields containing the numbers 8, 4, and 2. Below the question box is a small image of four police officers in uniform. At the bottom of the yellow panel are three buttons: a green 'Done' button, a blue speaker icon, and a grey 'Next' button with a right-pointing arrow.

After that, you can have a go at completing the jigsaw puzzle. Who can you see in the picture? How do these people help us?

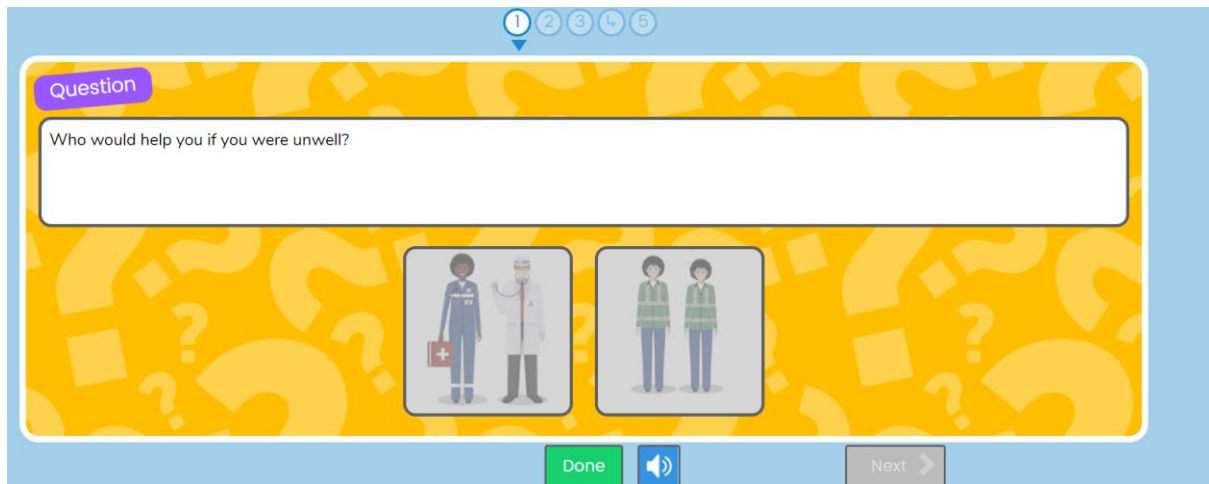


Well done, remember to eat some healthy foods today!

Wednesday

Well done for your hard work so far this week!

Today we are going to start by thinking about who we might go to for help in different situations. Read the question and click on the people who you might go to for help.

This is a screenshot of an interactive educational interface. At the top, there are five numbered circles (1-5) with a blue arrow pointing to the first one. Below this is a yellow banner with a question mark pattern. A white box contains the question: 'Who would help you if you were unwell?'. Below the question are two icons: one of a paramedic and a doctor, and another of two nurses. At the bottom, there are three buttons: a green 'Done' button, a blue speaker icon, and a grey 'Next >' button.

After that, you have a firefighter paint project to do. Colour in the firefighter and write a sentence if you can. Perhaps you could write a thank you message to a firefighter?




Remember to keep active and do some exercise today.

Thursday

Today you are going to start by finding the initial sound to these people who help us. Look at the picture and choose the correct sound which starts the word. Good luck!



For the second activity today, you can design your own vet! What sort of clothes do you think vets wear? Write a sentence if you can.



Great work today!

Friday

Today we are going to have a go at thinking like one of these people who help us. Choose a mash cam and take a picture of yourself in that role. Draw, record yourself speaking, mark make or write some words pretending that you are that person. You could write about why you chose that job or think about what you might be doing today if that were you.



When you have finished that, have a go at completing the jigsaw.



You have worked brilliantly this week! You might like to think about all those people who are helping us right now, and perhaps, if you see a community helper this weekend, you might like to say thank you. Have a lovely weekend!