



# Shawclough C P School

## Year 1 Curriculum

Year 1 Staff

Miss Barnes - Purple Class

Year 1 Staff

Mrs Roebuck - Lavender Class

# Timetable -

A typical morning will look like this...

Time	8:40 - 9:00am	9:00 - 9:15am	9:15 - 10:30am	10:30 - 10:45am	10:45 - 12:00pm
Subject	Register and Assembly	Mastering Number	RWI	Break	Maths

# Timetable -

A typical afternoon will look like this...


Time	1:00 - 2:00pm	2:00 - 2:15pm	2:15 - 2:50pm	2:50 - 3:10pm	3:10 - 3:15pm
Subject	Topic - Science/ History/ Geography  PE - Thursday	Break (Year 1 only)	Topic - RE/PSHE/ Music/Art/ Computing  Library - Tuesday	Story Time	Home Time

# PE

- ▶ PE will be every Thursday every week and your child will need, shorts, t-shirt and pumps.
- ▶ Please make sure all earrings are removed or covered with a plaster or tape.
- ▶ Staff aren't allowed to put on the tape, if brought into school your child needs to do this themselves.
- ▶ Just like your child's uniform, please label the PE kit and bag with their name.







# RWI



- ▶ A RWI lesson will last for 1 hour.
- ▶ It begins with a phonics session. We will be revising set 1 sounds before moving onto set 2 and finally set 3 sounds. It is a good idea to purchase these sound cards for practising at home.
- ▶ Your children will move onto a range of reading activities based around a specific coloured book. They begin with red ditty books, then green, purple, pink, orange, yellow, blue and finally grey books.
- ▶ They will also complete various writing activities, including, hold a sentence, build a sentence and big writing.
- ▶ Your child will bring a ditty or book home every week to practise. They will already have read this book/ditty during their RWI lessons.
- ▶ We will also be sending home a 'Book Bag Book' each week. This will be a book that the children have not previously seen.
- ▶ Some children will also receive spellings to learn at home each week, later in the year.


# Phonics Test June 2024

- ▶ The phonics screening check is taken individually by all children in Year 1 in England, and is usually taken in June. It is designed to give teachers and parents information on how your child is progressing in phonics.
- ▶ The children will read 40 words that include real and nonsense words and contain set 1, 2 and 3 sounds.

Practice sheet: Real words	Practice sheet: Pseudo words
in	ot 
at	vap 
beg	osk 
sum	ect 



# Maths



- ▶ Maths will be a 45 minute session.
- ▶ We will begin the year working on number and place value. This will include, recognising and forming numbers, addition, subtraction and being aware of the value of a number.
- ▶ We will also look at shape, space and measures. This will include, 2D and shapes, time, length, weight and money.

# Topic



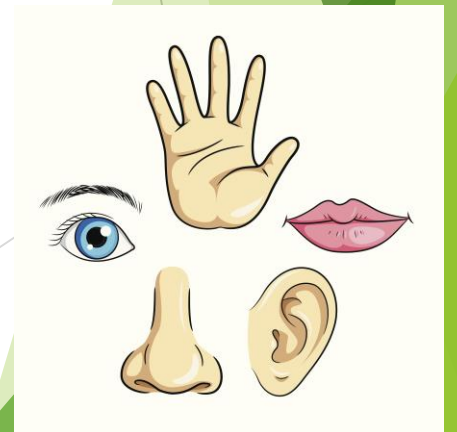
- ▶ Our topics throughout the year will include;
- ▶ All About Me
- ▶ Animals
- ▶ Plants
- ▶ Seaside Holidays
- ▶ Materials



# All About Me!



- ▶ We begin the school year talking about ourselves.
- ▶ Your children will have an opportunity to talk about their likes, dislikes and what makes them special.
- ▶ They will draw pictures of themselves, on paper and also on the computers.
- ▶ We will discuss and label the different body parts and explore what we can use each body part for.
- ▶ We will also learn about our 5 senses, sight, smell, touch, hearing and taste by participating in various activities.



# Animals



► In this topic we will talk about and find out all about the six animal groups;

► Mammals

► Reptiles


► Amphibians

► Fish

► Birds

► Insects

► This usually ends with a parents breakfast based on everything that we have learnt about the six groups.





# Plants



water



light




air

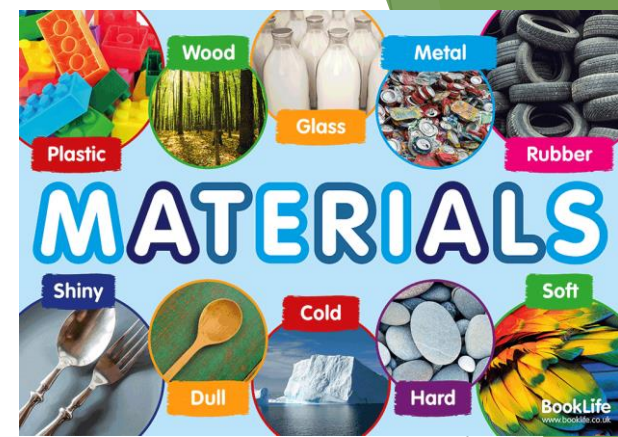
- ▶ We will be growing cress and beans.
- ▶ Your children will discuss how they will plant the cress and beans and what they will need.
- ▶ They will learn about what a plant needs to grow healthily.
- ▶ They will be responsible for their own bean/cress, e.g watering it.

# Seaside Holidays!

- ▶ We will talk about the features of seaside holidays. What would you see if you went to the seaside? What would you do? What would you eat?
- ▶ We will link this to seaside holidays in the past. How were they different? How were they similar?



# Materials

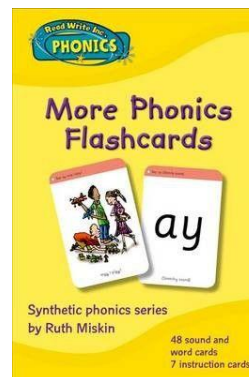


- ▶ Your children will look at the properties of a variety of materials.
- ▶ They will participate in an investigation about different materials. This will be, what is the best material to make an umbrella from?
- ▶ They will be given the opportunity to plan the investigation thinking about what they will need and predict what they think will happen.
- ▶ They will conduct the investigation in groups to answer the question and discover the best material for the job!

# How parents can help at home...



- ▶ Learning Log - This is a book containing one activity that needs to be completed over a two week period.
- ▶ Practising sounds with your child. Begin with set 1 and we will inform you when your child begins to learn set 2 and then set 3 sounds.
- ▶ Listening to your child read their reading books.
- ▶ Counting in 1's to 100 and back again. We will send home a hundred square.
- ▶ Helping your child to recognise numbers to 20 and then 100.



1	2	3	4	5	6	7	8	9	10
11	12	13	14	15	16	17	18	19	20
21	22	23	24	25	26	27	28	29	30
31	32	33	34	35	36	37	38	39	40
41	42	43	44	45	46	47	48	49	50
51	52	53	54	55	56	57	58	59	60
61	62	63	64	65	66	67	68	69	70
71	72	73	74	75	76	77	78	79	80
81	82	83	84	85	86	87	88	89	90
91	92	93	94	95	96	97	98	99	100