

YEAR 2 INFORMATION MEETING

September 2024

WELCOME TO YEAR 2

- The children are settling well into their new class and routines, thank you for your continued support.
- There are 2 classes in year 2, Coral and Sunshine. Miss Greenwood is Sunshine class teacher and Mrs Roebuck is Coral class teacher.
- For Maths and English we are joined by Miss Rayment.
- We are assisted by Mrs O'Hara and other teaching assistants.

A TYPICAL DAY IN YEAR 2

8:30-8:45	8:45-9:00	9:00-10:15	10:15-10:30	10:35-12:00	12:00-1:00	1:00-3:00	3:00-3:10
SODA Register Lunch register	Assembly	Maths groups	Playtime	Maths groups	Lunchtime and playtime	Topic lessons e.g. science, art, music	Story time

A BUSY WEEK!

THIS CAN BE FOUND IN THE FRONT OF YOUR CHILD'S
READING RECORD BOOK

Monday	Reading packet Spelling homework and test Mad minutes maths homework Learning logs – once a fortnight
Tuesday	Reading packet
Wednesday	Reading packet PE kit
Thursday	Reading packet Library book
Friday	Reading packet

MATHS

- We want maths to be interesting, practical and fun. We do use worksheets but will also teach practical lessons with lots of equipment to help understanding.
- Number facts (fluency) we want all our children to know off by heart number facts (EG – bonds to 10 and 20 and 10s numbers to 100 and also 2, 5, and 10 x table)
- Reasoning, we do quite a lot of work on enabling the children to explain their mathematical ideas – and why certain calculations work and others don't.
- We encourage the children to use pictures and jottings to work out problems and calculations.
- How we teach calculation – please see the VCP (Visual Calculation Policy) on the website.
- Home help – this is very important! We appreciate your help with number fact learning, telling the time and having a go at using different measures – e.g. – when baking. Mad minutes, mental arithmetic practise and recall.

ENGLISH - READING

- Most children have got a reading book for use in school and at home.
- Please make sure your child has a reading packet in school every day.
- Please read and fill in the reading record as much as possible, this can be you and your child.
- Phonics will continue to be taught in groups to aid reading and spelling. Children who didn't pass the Phonics Screening Check in Year 1, will be reassessed in June.
- Reading for fluency – making it flow, using punctuation and expression.
- Reading comprehension – understanding the text. VIPERS


KSI Reading

Vipers Vocabulary

Draw upon knowledge of vocabulary in order to understand the text.

Example questions

- What does the word mean in this sentence?
- Find and copy a word which means
- What does this word or phrase tell you about
- Which word in this section do you think is the most important? Why?
- Which of the words best describes the character/setting/mood etc?
- Can you think of any other words the author could have used to describe this?
- Why do you think is repeated in this section?




KS1 Reading

Vipers Infer

Make inferences from the text

Example questions

- Why was..... feeling.....?
- Why did happen?
- Why did say
- Can you explain why.....?
- What do you think the author intended when they said.....?
- How does make you feel?



KSI Reading

Vipers

Predict

Predict what you think will happen based on the information that you have been given.

Example questions

- Look at the book cover/blurb – what do you think this book will be about?
- What do you think will happen next? What makes you think this?
- How does the choice of character or setting affect what will happen next?
- What is happening? What do you think happened before? What do you think will happen after?
- What do you think the last paragraph suggests will happen next?



KS1 Reading


Vipers

Explain

Explain your preferences, thoughts and opinions about the text.

Example questions

- Who is your favourite character? Why?
- Why do you think all the main characters are girls in this book?
- Would you like to live in this setting? Why/why not?
- Is there anything you would change about this story?
- Do you like this text? What do you like about it?




KSI Reading

Vipers Retrieve

Identify and explain the key features of fiction and non-fiction texts such as: characters, events, titles and information.

Example questions

- What kind of text is this?
- Who did.....?
- Where did.....?
- When did.....?
- What happened when.....?
- Why did happen?
- How did?
- How many.....?
- What happened to.....?




KSI Reading

Vipers Sequence

Sequence the key events in the story

Example questions

- Can you number these events 1-5 in the order that they happened?
- What happened after
- What was the first thing that happened in the story?
- Can you summarise in a sentence the opening/middle/end of the story?
- In what order do these chapter headings come in the story?



ENGLISH - HANDWRITING

- We practise this at school but please feel free to do some at home.
- It is important that if you do this you are practising in the same way we are in school. This year we are mainly focusing on the correct letter formation and orientation. Children will be encouraged to join some letters when they are ready.
- If you need any help with this please see a teacher in the morning or after school.

How to Write Letters

Aa Bb Cc Dd Ee Ff Gg Hh Ii Jj Kk Ll Mm Nn

Oo Pp Qq Rr Ss Tt Uu Vv Ww Xx Yy Zz

ENGLISH - SPELLING

- Each English group will practise spellings in school and have a spelling test each week. The spellings will be sent home on a Monday and a spelling test will take place the following Monday.
- Please practise as much as possible.
- Spellings will focus on different spelling patterns and the Key Stage 1 common exception words.

Year 1			Year 2			
the	they	one	door	gold	plant	clothes
a	be	once	floor	hold	path	busy
do	he	ask	poor	told	bath	people
to	me	friend	because	every	hour	water
today	she	school	find	great	move	again
of	we	put	kind	break	prove	half
said	no	push	mind	steak	improve	money
says	go	pull	behind	pretty	sure	Mr
are	so	full	child	beautiful	sugar	Mrs
were	by	house	children	after	eye	parents
was	my	our	wild	fast	could	Christmas
is	here		climb	last	should	everybody
his	there		most	past	would	even
has	where		only	father	who	
I	love		both	class	whole	
you	come		old	grass	any	
your	some		cold	pass	many	

ENGLISH - WRITING

- We use picture and story books to teach different types of writing throughout the year.
- Children are working towards writing about a variety of topics in full sentences. By the end of year 2, children need to write questions, exclamation sentences, make sure their writing makes sense and edit their work.
- Please encourage children to use their own ideas with writing tasks in their learning logs.

S.A.T. S

- This year, KSI SATS are optional.
- Teacher Assessment –Mrs Roebuck, Miss Rayment and Miss Greenwood will assess your child throughout the year and decide whether your child is national standard, working towards, pre- key stage or greater depth. MOST children will be national standard or working towards national standard.
- We will let you have further information on SATs and assessment later in the year and at parent's evenings.

OTHER INFORMATION

- Ready to learn. Breakfast. Sleep. Reading packets.
- Homework is independent practise - Reading books. Spellings. Maths – mad minutes. Learning log books are once a fortnight.
- PE and Games – PE kits should now be in school and remain there until October half term. In the PE kit there should be pumps, shorts and a t-shirt. You might want to send in a jumper and trousers when the weather gets colder.
- Independence! Your child should be able to do their own shoes, zips and buttons!
 - Names – Please label ALL items of clothing!!!

THANK YOU