



Shawclough C P School

Year 1 Curriculum

Year 1 Staff

Miss Barnes - Purple Class



Year 1 Staff

Mrs Roebuck - Lavender Class



Year 1 Staff

Mrs Pickles



Miss Fleming



Mrs Bahtool



Timetable -

A typical morning will look like this...


Time	8:40 - 9:00am	9:00 - 10:00am	10:00 - 10:15am	10:15 - 11:00am	11:00 - 11:30am	11:30 - 11:45p m
Subject	Register	RWI - English	Break (Year 1 only)	Maths	Handwriting	Story

Timetable -

A typical afternoon will look like this...

Time	12:45 - 1:30pm	1:30 - 2:00pm	2:00 - 2:50pm	2:50 - 3:10pm	3:10 - 3:15pm
Subject	Topic or PSHCE	Physical Activity (No PE lesson)	Topic or RE	Story Time	Home Time

RWI



- ▶ A RWI lesson will last for 1 hour.
- ▶ It begins with a phonics session. We will be revising set 1 sounds before moving onto set 2 and finally set 3 sounds. It is a good idea to purchase these sound cards for practising at home.
- ▶ Your children will move onto a range of reading activities based around a specific coloured book. They begin with red ditty books, then green, purple, pink, orange, yellow, blue and finally grey books.
- ▶ They will also complete various writing activities, including, hold a sentence, build a sentence and big writing.
- ▶ We will not be sending reading books home at the present time.

Handwriting







- ▶ We follow the RWI scheme for handwriting.
- ▶ Your child will participate in a handwriting session at least twice a week.
- ▶ We will send home the sheet with the handwriting phrases on so you can practise at home with your child.

Rhymes for letter formation - taken from Read Write Inc.


a Around the apple and down the leaf.	b Down the laces to the heel and around the toe.	c Curl around the caterpillar.	d Around the dinosaurs bottom, up his tail neck & down to his toes.	e Lift off the top and scoop out the egg.	f Down the stem and draw the leaves.
g Around the girls face, down her hair and give her a curl.	h Down the head, to his hooves and over his back.	i Down the body and over his back.	j Down his body, curl, dot for his head.	k Down the kangaroo's body tail and leg.	l Down the long leg.
m Down Mable, mountain, mountain.	n Down Nobby and over his net.	o All around the orange.	p Down the pirates plank and around his face.	qu Round her head, up past her earring, down her hair, and flick.	r Down the rabbits back and curl over his arm.
s Slither down the snake.	t Down the tower, across the tower.	u Down and under, up to the top and draw the puddle.	v Down a wing, up a wing.	w Down, up, down, up.	x Down the arm and leg, repeat the other side.
y Down a horn, up a horn and under head.	z Zig-zag-zig.				

Phonics Test June 2021

- ▶ The phonics screening check is taken individually by all children in Year 1 in England, and is usually taken in June. It is designed to give teachers and parents information on how your child is progressing in phonics.
- ▶ The children will read 40 words that include real and nonsense words and contain set 1, 2 and 3 sounds.

Practice sheet: Real words	Practice sheet: Pseudo words
in	ot 
at	vap 
beg	osk 
sum	ect 

Maths



- ▶ Maths will be a 45 minute session.
- ▶ We will begin the year working on number and place value. This will include, recognising and forming numbers, addition, subtraction and being aware of the value of a number.
- ▶ Later in the year we will look at shape, space and measures. This will include, 2D and shapes, time, length, weight and money.

Topic



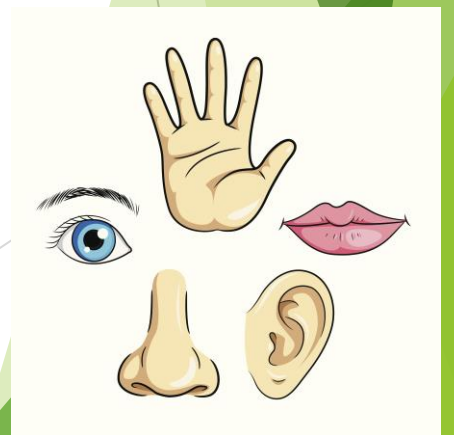
- ▶ Our topics throughout the year will include;
- ▶ All About Me
- ▶ Space
- ▶ Animals
- ▶ Dinosaurs
- ▶ Plants
- ▶ Seaside Holidays
- ▶ Materials



All About Me!




- ▶ We begin the school year talking about ourselves.
- ▶ Your children will have an opportunity to talk about their likes, dislikes and what makes them special.
- ▶ They will draw pictures of themselves, on paper and also on the computers.
- ▶ We will also learn about our 5 senses, sight, smell, touch, hearing and taste by participating in various activities.



Space!

- ▶ We talk about and research the planets in the solar system.
- ▶ We discuss the moon and sun too.
- ▶ We will spend time finding out about Neil Armstrong, why he is famous and his achievements.
- ▶ We will talk about what your children would take and do if they were to visit space.



Animals



► In this topic we will talk about and find out all about the six animal groups;

► Mammals

► Reptiles

► Amphibians

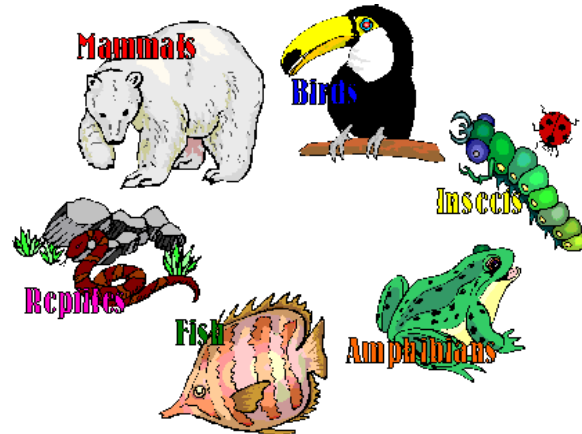
► Fish

► Birds

► Insects

► This usually ends with a parents breakfast based on everything that we have learnt about the six groups.

► We are also hoping to plan a school trip to Blackpool Zoo!



Dinosaurs!



- ▶ What do your children know already?
- ▶ Your children will research various dinosaurs and their characteristics.
- ▶ We will think about what they eat. Are they herbivores, carnivores or omnivores?
- ▶ We will introduce Mary Anning, the great fossil hunter! We will find out who she is and all about her achievements.
- ▶ We will talk about fossils and look carefully at some.



Plants



water



light




air

- ▶ We will be growing cress and beans.
- ▶ Your children will discuss how they will plant the cress and beans and what they will need.
- ▶ They will learn about what a plant needs to grow healthy.
- ▶ They will write instructions and keep a diary of how their beans and cress grow.
- ▶ They will be responsible for their own bean/cress, e.g watering it.

Seaside Holidays!

- ▶ We will talk about the features of seaside holidays. What would you see if you went to the seaside? What would you do? What would you eat?
- ▶ We will link this to seaside holidays in the past. How were they different? How were they similar?



Materials

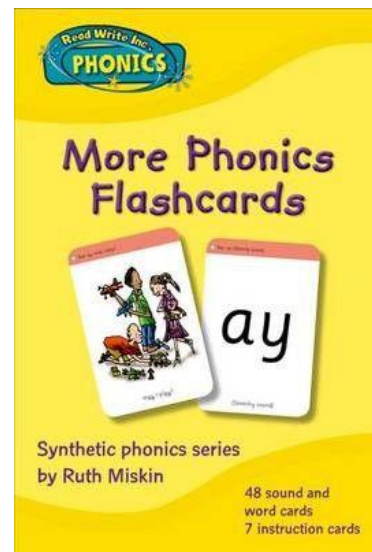


- ▶ Your children will look at the properties of a variety of materials.
- ▶ They will participate in an investigation about different materials. This will be, what is the best material to make an umbrella from?
- ▶ They will be given the opportunity to plan the investigation and think about how to do it, what they will need and predict what they think will happen.
- ▶ They will conduct the investigation in groups to answer the question and discover the best material for the job!

How parents can help at home...



- ▶ Practising sounds with your child. Begin with set 1 and we will inform you when your child begins to learn set 2 and then set 3 sounds.
- ▶ Practising forming letters correctly using the handwriting sheet.
- ▶ Counting in 1's to 100 and back again. We will send home a hundred square.
- ▶ Helping your child to recognise numbers to 20 and then 100.



1	2	3	4	5	6	7	8	9	10
11	12	13	14	15	16	17	18	19	20
21	22	23	24	25	26	27	28	29	30
31	32	33	34	35	36	37	38	39	40
41	42	43	44	45	46	47	48	49	50
51	52	53	54	55	56	57	58	59	60
61	62	63	64	65	66	67	68	69	70
71	72	73	74	75	76	77	78	79	80
81	82	83	84	85	86	87	88	89	90
91	92	93	94	95	96	97	98	99	100