

Year 1 Curriculum Newsletter Summer 1: The Great Fire of London

Dear Parents/Carers,

We hope you had a lovely Easter break, and we look forward to welcoming the children back for another busy half term! Please find the curriculum newsletter which will briefly outline what your child will be learning and any key dates/information that you will need.

Our learning this half term.

Writing

In Writing this half term, we will be exploring some exciting new texts with the children. Our focus will remain on developing strong foundational skills, including the use of capital letters, full stops, and finger paces. We continue to place emphasis on transcription and oral rehearsal, helping children to say their sentences aloud before writing them. Children will also be introduced to some new Year 1 writing skills, including writing using question marks and the suffixes -est and -er.

Maths

In Maths this half term, we will be continuing to work on counting in multiples of 2, 5 and 10 and solving problems involving multiplication and division. We will also look at how we can double and halve numbers and quantities. Lastly, we will be having a look at fractions, and working out halves and quarters of an object, shape or quantity.

Phonics/Reading

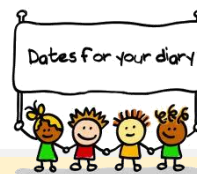
This half term in Phonics, we will be getting the children prepared for the Phonics Screening Check (please see more information on subsequent pages) through our daily Little Wandle phonics sessions and with additional practise in the afternoons. We will also continue to work on the children reading fluently, beginning to use expression and being able to understand what they have read and what has been read to them.

Foundation Subjects

In **Science** this half term, we will be looking at our senses (sight, hearing, taste, touch and smell) and will be working scientifically to investigate these. In **Art** this half term, we will be looking at some Great Fire of London artwork by Ron Embleton, and working on mixing colours to create our own picture. In **History** this half term, we will be learning about the Great Fire of London in 1666, thinking of the key events, significant people and how firefighting has changed over time.

PSHE and Safety

In PSHE this half term, we will be thinking about the communities we belong to and the different rules that our communities have. For our safety focus we will be thinking about road safety and rail safety, including how to cross the road and use the railway safely.



Dates for your diary

Dates for your diary

Great Fire of London visitor –
Tuesday 21st April 2026

Class photographs – Thursday 30th
April 2026

Bank Holiday (school closed) –
Monday 4th May 2026

Sponsored Bounce – Tuesday 5th /
Wednesday 6th May 2026

Last day of the half term – Friday
22nd May 2026



PE KITS

Please note that in Year 1 PE will be on **Wednesdays** and **Fridays**. Please make sure your child comes into school in their PE kits on these days.



ATTENDANCE

Please remember to aim for your child to have good attendance this half term – one day off school is at least 5 lessons of learning missed.

Miss school, miss out!

How can you support your child this half term?

- ❖ Help your child to read 5 times a week and record this in their reading diary. These recorded reads will count towards a reading reward. Each week, children will receive stamps for how many times they have read. **Children who have recorded enough reads over the course of the half term will be invited to a special reading event after school.** We do not want children to miss out on this special reward time, so please remember to write in your child's reading diary. Each week, children will bring home a reading book at their level and a love of reading book that may be above their level of reading but is for them to enjoy (e.g. it being read to them). Your child's phonics book should be their main source of reading, however this can be supplemented with other books.
- ❖ Phonics Screening packs have been sent home with your child to help prepare them for the check. Please encourage your child to use these resources as much as possible and let their teacher know if you need anything extra.
- ❖ Encourage your child to practise their counting forwards and backwards up to 100, as well as being able to read, write and recognise these numbers. Please also practise counting in multiples of 2, 5 and 10.
- ❖ Weekly homework is being sent home (alternate Maths and Writing) that helps the children to consolidate the learning that they have been doing in school that week.

Safeguarding

At Sholing Infant School we strive to make sure that all our children are safe in school, at home, online and in the community. Our staff are here to keep children safe and secure and to promote their personal safety and wellbeing. A copy of the school's safeguarding and child protection policy can be found on the website.

Staff, parents and children are encouraged to report any safeguarding concerns to the school's DSLs (designated safeguarding leads). Our DSLs are Mrs Houghton, Mr Steward, Mrs Harris, Mrs Holland, Mrs Finch and Mrs Rice.



READING DIARIES

Diaries will be checked every **Friday** by an adult. Please make sure your child has their reading diary in school **every day** so we can check any comments that you have left.

HOMEWORK

Maths or English (reading/writing) homework will continue to be sent home weekly (every Friday) to help your child to consolidate what they have been learning in school that week.



Please feel free to come and talk to your child's class teacher if you have any concerns or need to discuss anything relating to your child. You can also contact the teachers via phoning the office or alternatively you can contact us through our class email addresses:

Miss Goddard: otters@sholinginfantschool.org.uk

Miss Gardner: squirrels@sholinginfantschool.org.uk

Mrs Brookes: robins@sholinginfantschool.org.uk

We can't wait for another busy half term in Year 1!

Many thanks for your ongoing support,

Miss Goddard

Miss Gardner


Mrs Brookes

Year 1 Lead and Otters teacher

Squirrels Teacher

Robins Teacher

Example phonics home learning letter – how you can support your child with their phonics

<h2>Little Wandle - Letters and Sounds</h2> <h3>Year 1 Phonics Home Learning</h3>	
<p>Phase 5 - Autumn 2 Week 1 Focus - ir /ur/ ie /igh/ ue /oo/yoo/ u /yoo/</p>	

Please support your child to practise and reinforce the phonemes and graphemes we are learning in school. More information and support can be found on the Little Wandle website - <https://www.littlewandlelettersandsounds.org.uk/resources/for-parents/>

Phonemes we will be focusing on this week in school -

<p>ir /ur/ bird</p>	<p>ie /igh/ pie</p>
<p>ue /oo/ blue /yoo/ rescue</p>	<p>u /yoo/ unicorn</p>

Focus sounds for the week – show your child the sound and see if they can say it (correct pronunciation guidance is next to each sound).

We will be reading and writing words. Can you see this week's focus phonemes?

bird	lie	true	music
first	fried	glue	tuna
third	cried	human	argue

Focus words get your child to practise firstly reading these words and then get them to have a go at spelling the words. Can they underline the focus sounds for this week?

We will be reading and writing sentences. Can you spot any tricky words? Can you see this week's focus phonemes? Can you read these sentences fluently?

The girl has some birds on her skirt.
 I looked at the pie and tried not eat it!
 The clue led us to the blue bench.
 We spied unicorn tracks in the mud.

Sentences: get your child to practise reading these sentences. They can underline this week's phonemes and any tricky words they spot.

We will be practising tricky words. Can you spot the tricky part of the word?

here today one their people oh your

We will be spelling words. Can you write these words? Can you use the correct phonemes?

girl pie blue unit

Tricky words: get your child to practise reading and writing these tricky words. Can they underline the part of the word that is tricky?

Spelling: get your child to practise writing these words. Can they add sound buttons to check they have included the right sounds?


pie blue

Phonics Screening Check

The Phonics Screening Check will take part in the week of **Monday 8th June 2026**. Please make sure your child is at school during this week.

What is the Phonics Screening Check?

- Children in Year 1 throughout the country will all be taking part in a phonics screening check during the same week in June. Children in Year 2 will also take the check if they did not achieve the required result when in Year 1 or they have not taken the test before.
- The phonics screening check is designed to confirm whether individual children have learnt phonic decoding and blending skills to an appropriate standard.



Section 1

shop

yell

peel

check

meck



shig



joil



chort



What happens during the check?

- The test contains **40 words**.
- Each child will sit **one-to-one** and read each word aloud to their class teacher.
- The test will take **approximately 10 minutes** per child, although all children are different and will complete the check at their own pace.
- The list of words the children read is a combination of **20 real words** and **20 pseudo words** (nonsense words).



Your child came home with some phonics screening check resources before the Easter break and will be sent home more in the coming weeks to help get them prepared for the check. Please try to encourage your child to do some of these activities and support them where needed. If you have any problems or questions, please do not hesitate to speak to your child's class teacher.