

Sir William Stanier Remote Learning Package



Contents

Overview	1
How To Get Started.....	1
Student Rules and Expectations.....	2
Attendance.....	2
Year 11 Remote Learning Live Learning Event (LLE) Timetable.....	3
Technical Support.....	4
Microsoft Teams Support	4
Logging on to SMHW	4

Overview

Sir William Stanier offers a full remote learning timetable of five hours for students in year 7-11. The two main platforms that the school will be using are SMHW and Office 365 Teams. The following information will support all students getting the most out of their remote learning experience.

For further support logging into either SMHW or Teams, please email KS3@sws.cheshire.sch.uk if your child is in year 7, 8 or 9 or KS4@sws.cheshire.sch.uk if your child is in year 10 or 11.

- Our remote learning timetable reflects a student's timetable when they are in school. To allow teachers time to set up for the Live Learning Events (LLE) all lessons will commence at the following times for all year groups:

Form Time 8:40am	Period 1 9:15am	Period 2 10:15am	Period 3 11:35am	Period 4 12:35pm	Period 5 2:05pm
----------------------------	---------------------------	----------------------------	----------------------------	----------------------------	---------------------------

- To ensure students can join the right lessons, all links will be posted on SMHW on the day of the LLE
- Students are encouraged to log on five minutes before the lesson and communicate using the Q&A function

How To Get Started

Before you start your LLEs and SMHW tasks you will need to have the following resources ready:

- Pen/Pencil
- Ruler & Rubber
- Lined and plain paper
- Comfortable chair and table
- IT device such as smartphone, laptop or tablet

Your next steps are to then:

1. Log into SMHW – [Click Here](#) for help to log in to SMHW
2. Click timetable to see your lessons
3. Look for red boxes as these are your LLEs (lessons) for the day
4. Click the relevant red box
5. Scroll to the bottom of the page for the link

If for any reason you need to watch the lesson again, you will need to look on [Microsoft Stream](#) – [Click Here](#) for more information on how to do this.

If you require any support with resources then please email KS3@sws.cheshire.sch.uk if your child is in year 7, 8 or 9 or KS4@sws.cheshire.sch.uk if your child is in year 10 or 11.

Student Rules and Expectations

Any breach of the following rules and expectations could lead to your interactive access to Teams and SMHW being restricted:

- Be ready to log-in by 8:40am each day
- Ensure that your parents/carers are aware that you are participating in the live online lesson
- Ensure that you are appropriately dressed and sitting upright – not lying on a bed or sofa
- Remain engaged in the lesson
- Be polite on the Q&A function
- Do NOT share the Teams link with others outside of your school friends
- Do NOT capture the screen

Please also be aware of the following:

- The lesson will be recorded and made available later on [Microsoft Stream](#)
- The “Chat” function has been set to only allow messages to everyone (no private messages) – a copy of anything typed into the chat will be retained by the school and anything that is inappropriate will be communicated to your parents/carers

In participating in this live learning event, you are accepting the terms of Teams [privacy policy](#), that lies outside Sir Williams Stanier School’s control and by the school’s Attitude to Learning Policy (if you require a copy of this please email admin@sws.cheshire.sch.uk)

Attendance

- All remote learning is **compulsory**
 - All students should be attending form time from **8:40am** and then **each of their five daily lessons**
 - For any students who are not attending and engaging, **communication home will be made by the school on a daily basis**
-

Year 11 Remote Learning Live Learning Event (LLE) Timetable

The following timetable is for the whole year group where lessons and LLE Links can be accessed on SMHW. Students will therefore need to attend the subject that they would have if they were in school at that time.

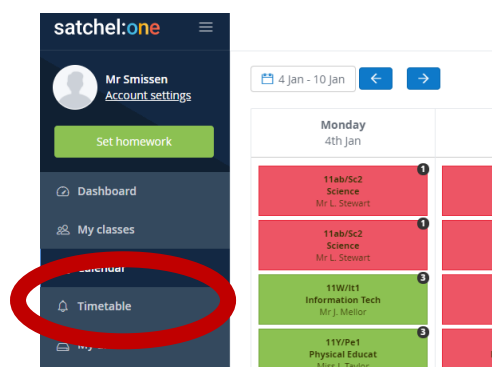
Period/Day	Form Time 8:40am	P1 9:15am	P2 10:15am	P3 11:35am	P4 12:35pm	P5 2:05pm
Monday	Q&A Assembly – Mr Smissen	Maths or English	PE*	Science, Computer Science, History or Geography	Science or RE	Maths or English
Tuesday	Form Time	Maths or English	Science or RE	Science or RE	Science, Computer Science, History or Geography	Maths or English
Wednesday	Form Time	Art, Drama, D&T, Food, History, IT or Sports Science	Art, Drama, D&T, Food, History, IT or Sports Science	Maths or English	Maths or English	Art, Business, Engineering, Food, Music, Spanish or Sports Science
Thursday	Form Time	Maths or English	Maths or English	Science, Computer Science, History or Geography	Art, Drama, D&T, Food, History, IT or Sports Science	Science or RE
Friday	Celebration Assembly – Mr Chapman	Science or RE	PE*	Art, Business, Engineering, Food, Music, Spanish or Sports Science	Art, Business, Engineering, Food, Music, Spanish or Sports Science	Science or RE

*A number of core PE lessons will be recorded lessons and not LLEs. Links to these will still be on SMHW.

For further support with any matters relating to your child's learning or wellbeing, please email KS4@sws.cheshire.sch.uk.

Personalised Student Timetables

Your child can find their own personalised timetable on SMHW, on the left-hand side. This will show your child exactly what subjects they have each day.



Technical Support

Microsoft Teams Support

Sir William Stanier offers **Microsoft 365** for all students. This means that all students will be able to download the key programmes they need to complete work set on SMHW. This includes, Word, Excel, Powerpoint and our online learning platform – Microsoft Teams etc.

- [Click Here](#) to watch a short video on what Microsoft Teams is
- To get started, follow the key guidance below

For installing Microsoft on a Computer/Mac

1. Open a web browser
2. Type in **portal.office.com**
3. Type in your school email address that the school has set up for you which is your normal school log in followed by @sws.cheshire.sch.uk eg, *j.fraser.16@sws.cheshire.sch.uk*
4. Enter your password that you would use when logging into a computer at school
 - If you have forgotten your password, please email studentpassword@sws.cheshire.sch.uk with your name and username only
 - A member of the IT Team will call home with your password within 72 working hours
5. Once logged on you will be able to access and download the Microsoft suite. Click the 'Install office' button that can be found on the top right of the webpage and then 'Install Software'
6. Once downloaded, you will be able to log in using your school email address and password. For an online video guide, please [Click Here](#)

Installing Microsoft on a smartphone or iPad

1. Go to the app store and search for Microsoft Office
2. You can either download the whole suite of Apps or individual Apps eg, word, powerpoint etc
3. Once downloaded, you should be able to log on using your new Microsoft 365 email address and password

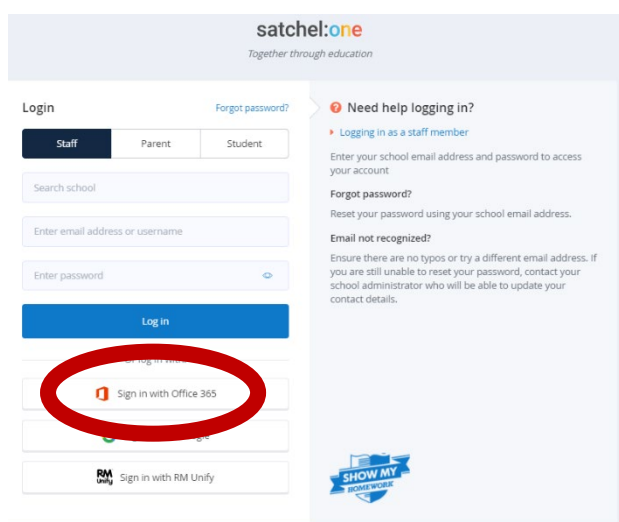
Please [click here](#) for further information on how to access **Microsoft Teams** as part of the school's remote learning platform.

Logging on to SMHW

From a computer

From Monday 11th January students will need to log on to SMHW using the following steps.

1. Open a web browser
2. Type in www.satchelone.com



The screenshot shows the Satchel:one login interface. At the top, it says 'satchel:one Together through education'. Below this is a 'Login' section with tabs for 'Staff', 'Parent', and 'Student'. There are input fields for 'Search school', 'Enter email address or username', and 'Enter password'. A blue 'Log in' button is present. Below the 'Log in' button, the 'Sign in with Office 365' button is circled in red. To the right of the login fields, there is a 'Need help logging in?' section with links for 'Forgot password?' and 'Email not recognized?'. At the bottom right, there is a 'SHOW MY HOMEWORK' button.

3. Click the 'Sign in with Office 365 button'

Type in your school email address that the school has set up for you which is your normal school log in followed by @sws.cheshire.sch.uk eg, *j.fraser.16@sws.cheshire.sch.uk*

4. Enter your password that you would use when logging into a computer at school

5. If you have forgotten your password, please email studentpassword@sws.cheshire.sch.uk with your name and username only

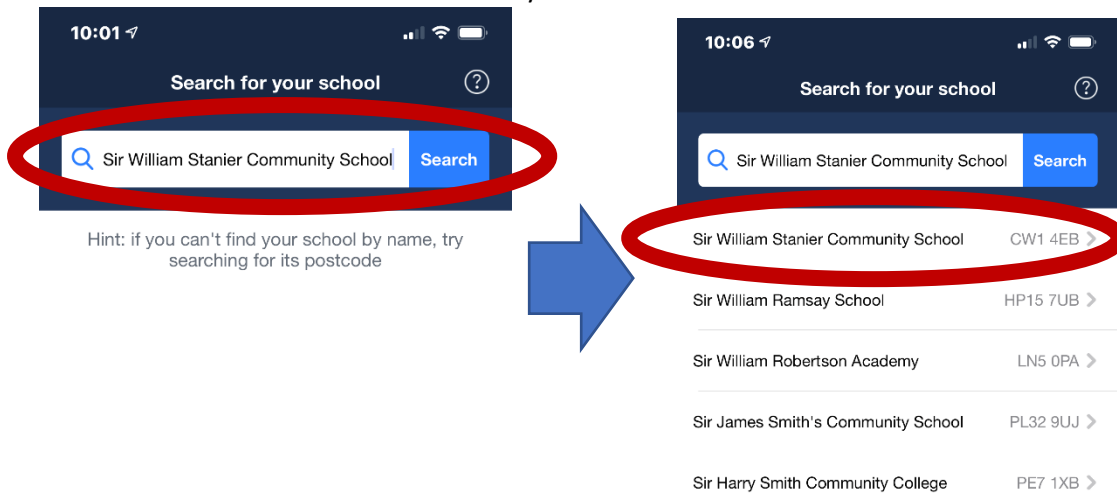
6. A member of the IT Team will call home with your password within 72 working hours

From a smartphone

1. Download the satchel: one app (SMHW)



2. Search for 'Sir William Stanier Community School' and click 'Sir William Stanier'



3. Click the 'Sign in with Office 365 and then sign in using your school email address and password

