



# WILTSHIRE SCHOOLS TOOLKIT



Wiltshire Council

# Introduction

Street Tag is a free child and family-friendly mobile application that uses virtual tags to incentivise communities and families to become more physically active and boost mental health.



On the Street Tag app, you collect points assigned to virtual tags all-around your community including green spaces.

Once you are within a 40-meter radius of any virtual tag, your app will automatically collect the points, steps can also be synced and converted into Street Tag points.

These points add up in real time on your school's leaderboard, with prizes to be won at the end of each season.




It's lightning-fast and easy to create new tags on your preferred walking, running, or cycling route on Street Tag. Anyone can create virtual tags around them using the app.



Use the Street Tag **Power Hour** to commit to an hour of exercise at least 15 minutes in advance and have all your tag points collected during that hour tripled and maintain a daily streak of physical activity for even more bonuses.



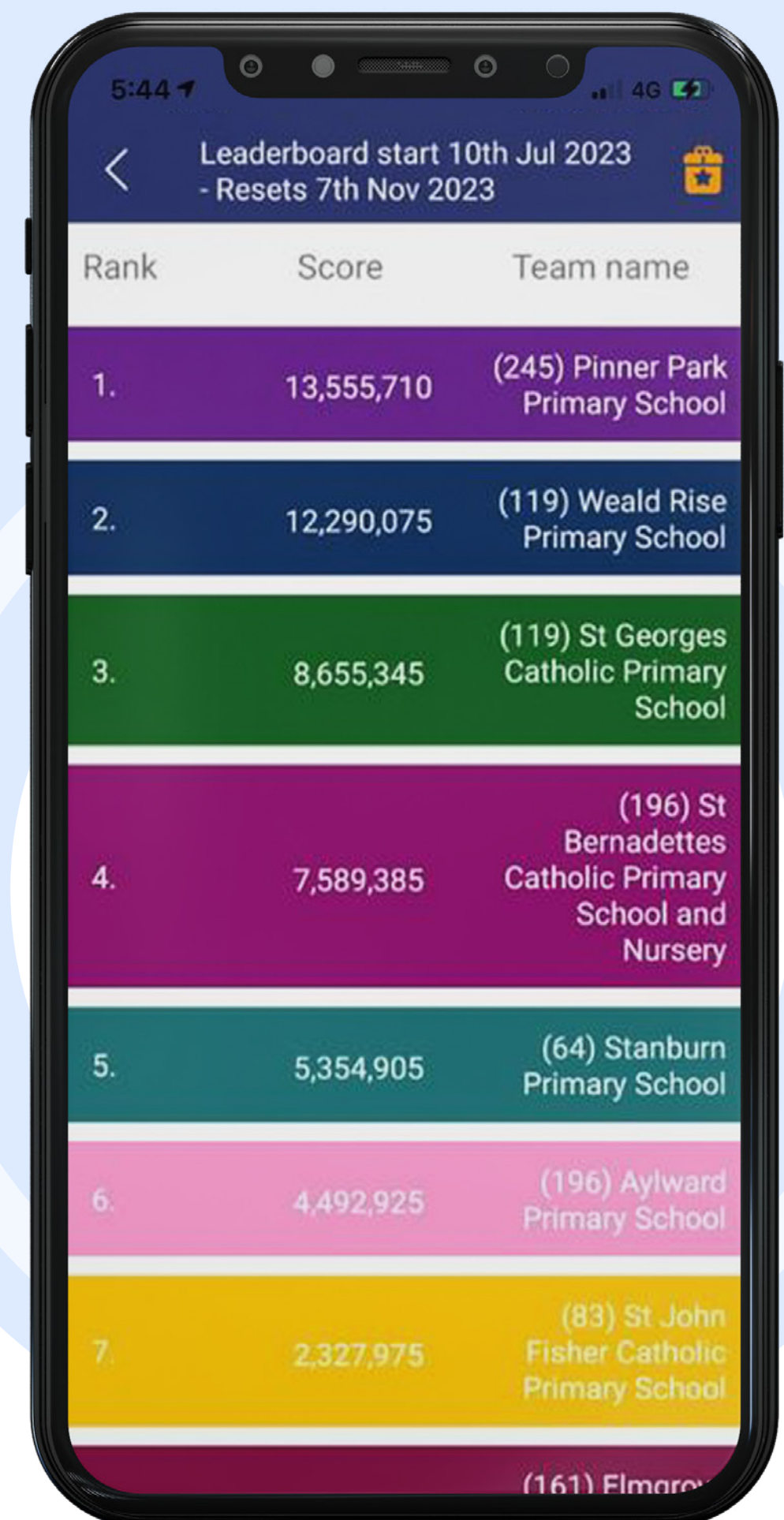
Start using Street Tag to explore and boost your daily physical activity and mental health. Collect virtual tags, sync your steps, try different experiences in the virtual playground and **WIN PRIZES.**



## Join the school team today!!

# Street Tag Schools Leaderboard

We are delighted to announce that Wiltshire will be participating in the Street Tag Schools Leaderboard program.



Rank	Score	Team name
1.	13,555,710	(245) Pinner Park Primary School
2.	12,290,075	(119) Weald Rise Primary School
3.	8,655,345	(119) St Georges Catholic Primary School
4.	7,589,385	(196) St Bernadettes Catholic Primary School and Nursery
5.	5,354,905	(64) Stanburn Primary School
6.	4,492,925	(196) Aylward Primary School
7.	2,327,975	(83) St John Fisher Catholic Primary School
		(161) Elmroyd Primary School

With Street Tag, participants record the distance they walk, run, or cycle by collecting virtual tags with their smartphones at various locations, watching their total distance accumulate to climb up the Schools leaderboard; steps are converted into points by syncing their steps into the Street Tag app.

This is designed to encourage families to walk and cycle to school, to be physically active, to connect with green spaces, and is an opportunity to rediscover their local area as well as earn rewards for their school.

Season dates:

**Season 1 - 29th Jan 2024 to 26th April 2024**

**Season 2 - 27th June 2024 to 16th Oct 2024**

If you ever face any issues with the app, don't hesitate to contact us by raising a support ticket through the app settings, through our website [www.streettag.co.uk](http://www.streettag.co.uk) or email us at [support@streettag.co.uk](mailto:support@streettag.co.uk) or through our social media channels.

We wish you a Happy Tagging playful experience with lots of prizes to be earned.

# Steps to join the School Team (For a PARENT/ CARER)

**01**

Install the FREE app STREET TAG from Play Store/ App Store, Open it and click on Sign up.

**02**

Enter the valid details to Sign up - Full name, Username, Email Id, and Password. Then click continue.

**03**

Select the School Leaderboard from the leaderboard options and click continue.

**04**

Select Wiltshire Schools leaderboard from the given list, then pick your school team from the list and click continue.

**05**

Enter your preferred gender, and you can fill in the other optional details if you want. Then click on Sign Up.

**06**

Verify with your Email/ Phone number.

**07**

After the verification step, please answer the questionnaire

**08**

Congratulations! Your account is ready for use.

# Tips for Parents/Guardians to add a child as a player to their team

01

Create an Email ID for your child.

02

A parent can add a max of 2 children as players C1 and C2.

03

Click on the '**add a child**' icon in the settings of the app.

04

Fill in all the details to add a player.

05

Go to the app Settings > Click Profile.

06

Select your C1 and C2 options and click add to complete activation.

07

Once a child is added as a player, you will see the C1/ C2 option appear on the main map home screen.

08

While tagging with your children, please click/tap on C1/C2 to collect a tag for them.

# Steps to create the tags if there aren't any tags.

01

Please stand at the location where you want to create new tags

02

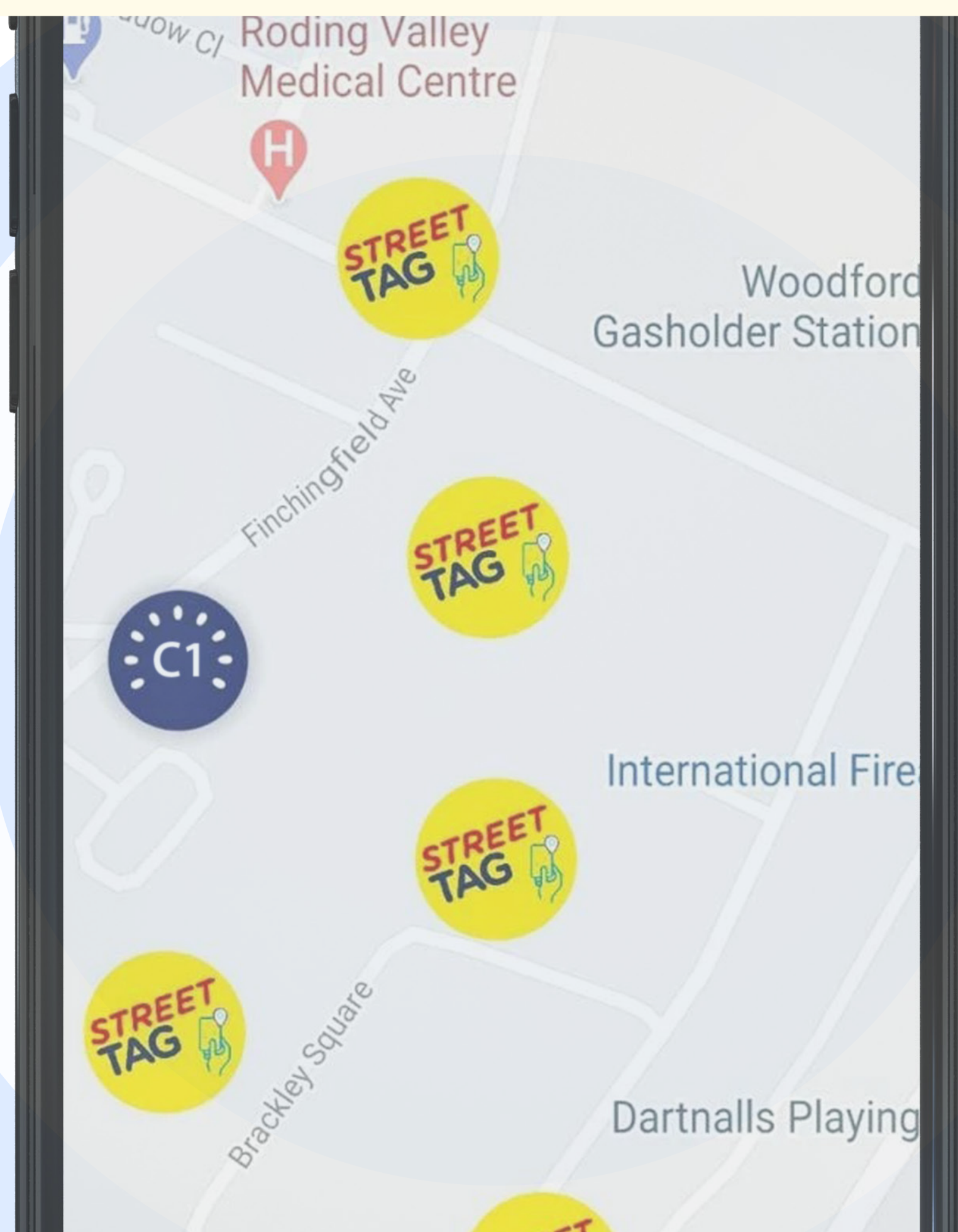
From the app's map home screen, click on the **'create tags'** button at the top of the screen.

03

Click the **"I'm awesome, give me tags"** button.

04

The app will create new tags for you if there aren't enough existing tags around.



# Features of the App

## Leaderboard:

The leaderboard displays your rank, school team name, and the number of points your school has.

## Message Board:

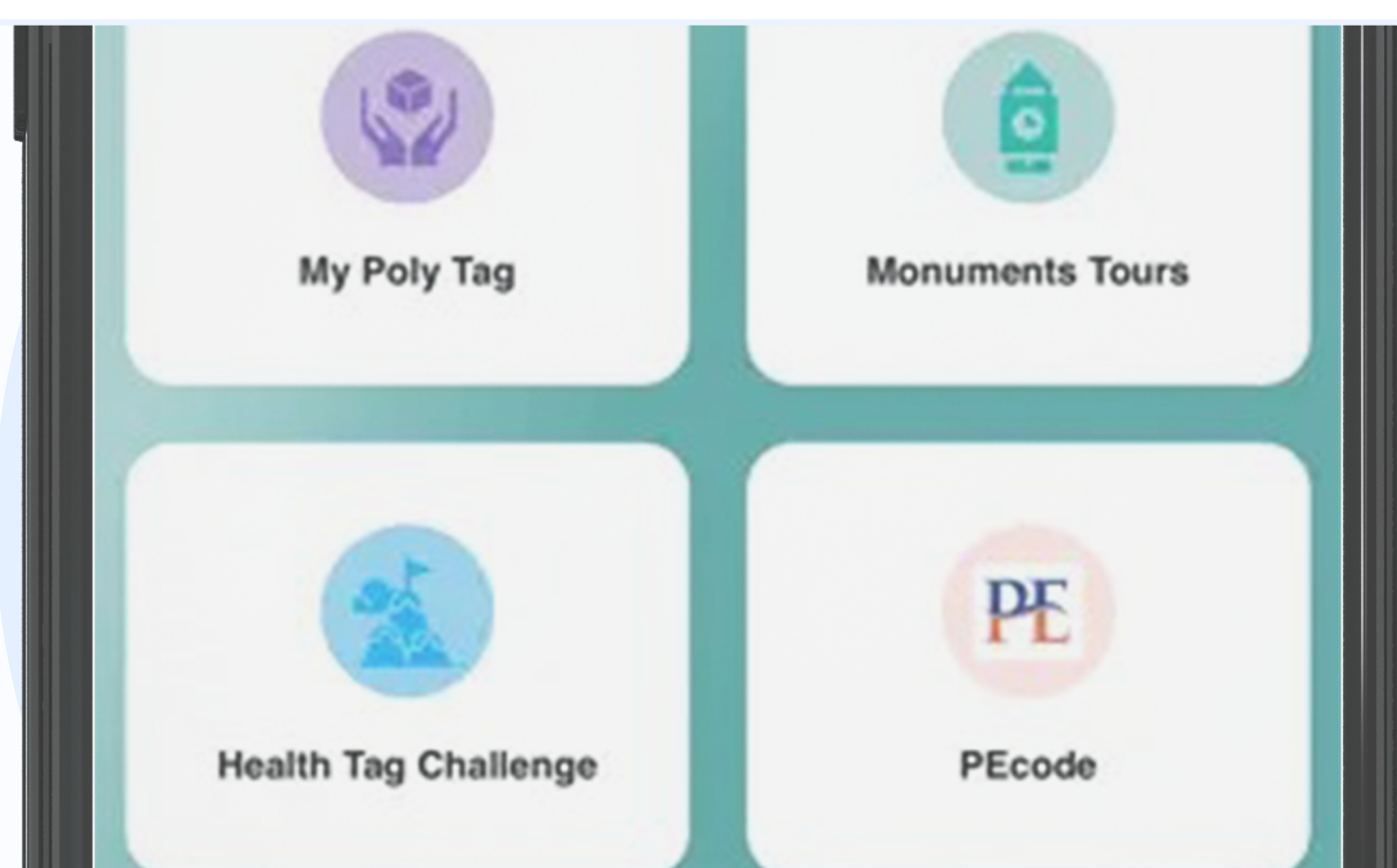

This is your message board where you can view regular updates from Street Tag HQ and important announcements or opportunities. You will receive a notification when a new message has been shared, and we recommend you check this board regularly.

## Dashboard:

You can see your team's and individual players' scores, miles/distance covered.

## Playground:

Other app features are listed here, like the power hour, health tag challenge, and others.



# Features of the App

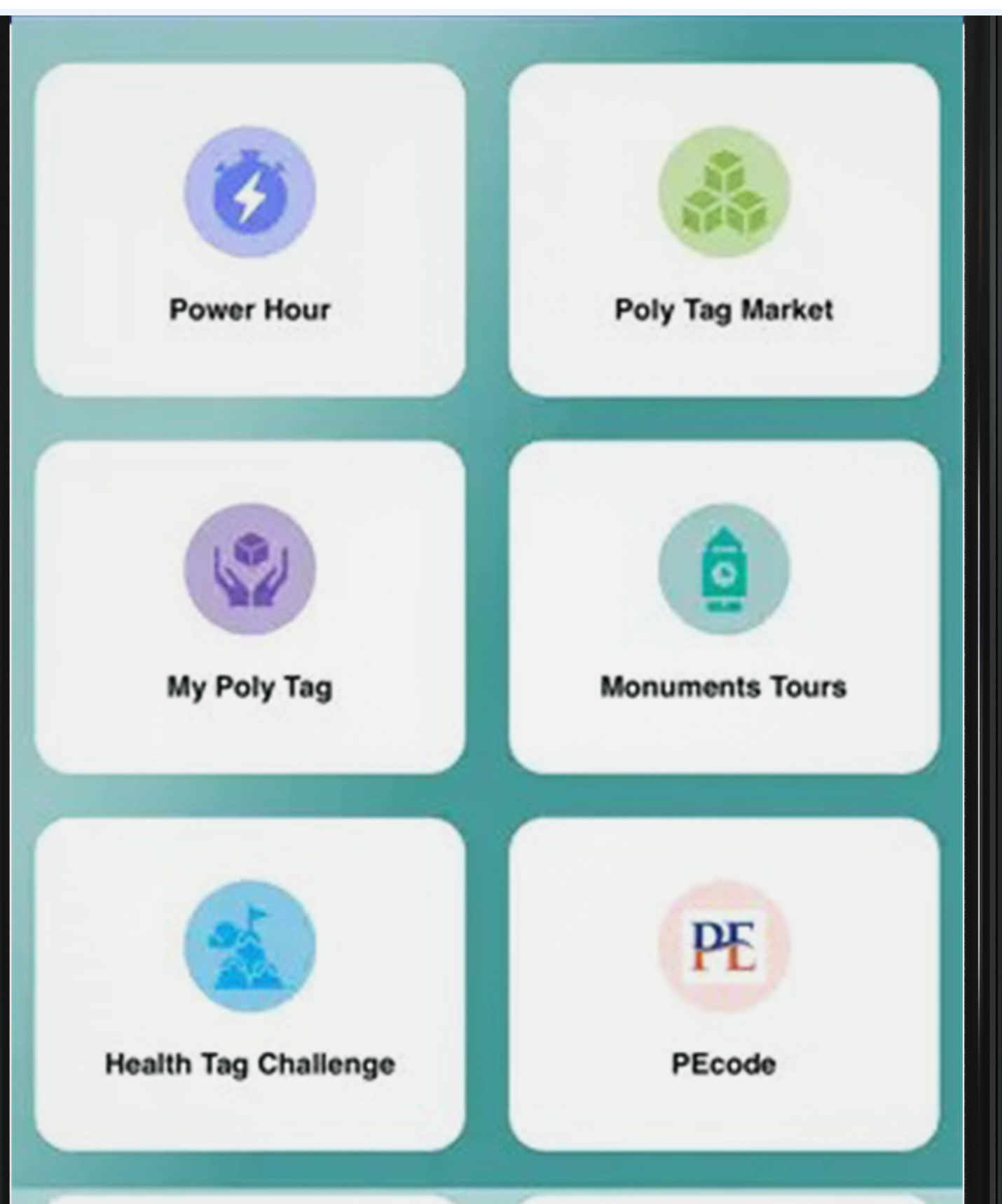
## Power Hour:

It is a flexible hour during the day for you to collect TRIPLE POINTS by walking, cycling, and running to collect virtual tags.

When you tag during your power hour, you earn triple the points per each virtual tag you successfully collect. You can pick your 'Power Hour' of choice the timeslot at least 15 minutes in advance.

You can select up to 7 days of Power Hour slots in advance. When your Power Hour starts, there will be a countdown for that hour, and all the 'tags' (not steps) that you collect during that hour will be triple points; except for Saturdays between 9:15 AM and 11 AM, when Power Hour will not be available for selection.

Also, you do not have to exercise for the whole hour; you can exercise for the whole hour or do as much as you wish. Each tag's standard points will remain outside your selected power hour.





# Other things to note about the app

Tags can be seen on the main screen map. The tags are yellow. Once they are collected, they turn green. A tag cannot be re-collected within an hour.

Tags with Star are more than 50 points in value.

A set of 18 tags will earn a bonus of 200 points.

**Steps** collected from indoor and outdoor activities can be converted into Street Tag points through the app with Fitbit, Apple Watch, Garmin, inbuilt pedometer, or by uploading screenshots of your steps.

The steps to do this are on our website's FAQ page:

**<https://streettag.co.uk/faq>**

If you ever face any issues with the app, don't hesitate to contact us by raising a support ticket through the app settings, our website at **[www.streettag.co.uk](http://www.streettag.co.uk)** or email us at **[support@streettag.co.uk](mailto:support@streettag.co.uk)** or through our social media channels.

Also, you can call us directly via our online support at **02081566681**. The line is open from 8 AM to 12 AM Monday to Saturday.