

# French

## Long-term plan

### Condensed curriculum

---

A 20-week condensed curriculum focussing on the essential skills and knowledge of the subject.

This document was created on 25.05.22. Please see [here](#) for the most recent version.



Bonjour!



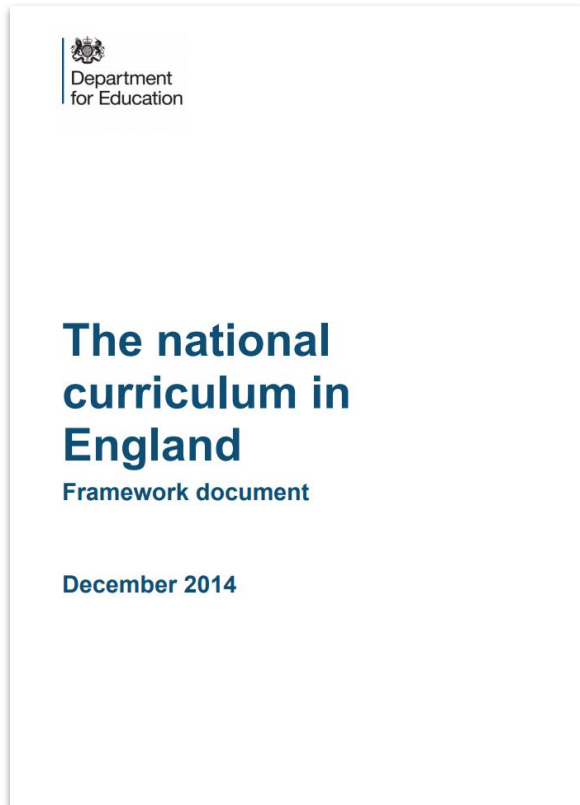
Kapow  
Primary™

# Contents:

How does Kapow Primary help our school to meet the statutory guidance for Languages?	3
How does Kapow Primary's scheme of work align with the National Curriculum?	4
How is the French scheme of work organised?	5
Language detective skills	6
A spiral curriculum	7
Is there any flexibility in the Kapow Primary French scheme?	7
Other useful documentation:	8
Suggested long-term plan: Languages (20 week condensed curriculum)	9

# How does Kapow Primary help our school to meet the statutory guidance for Languages?

Our scheme of work fulfils the statutory requirements for Languages outlined in the **National Curriculum (2014)**



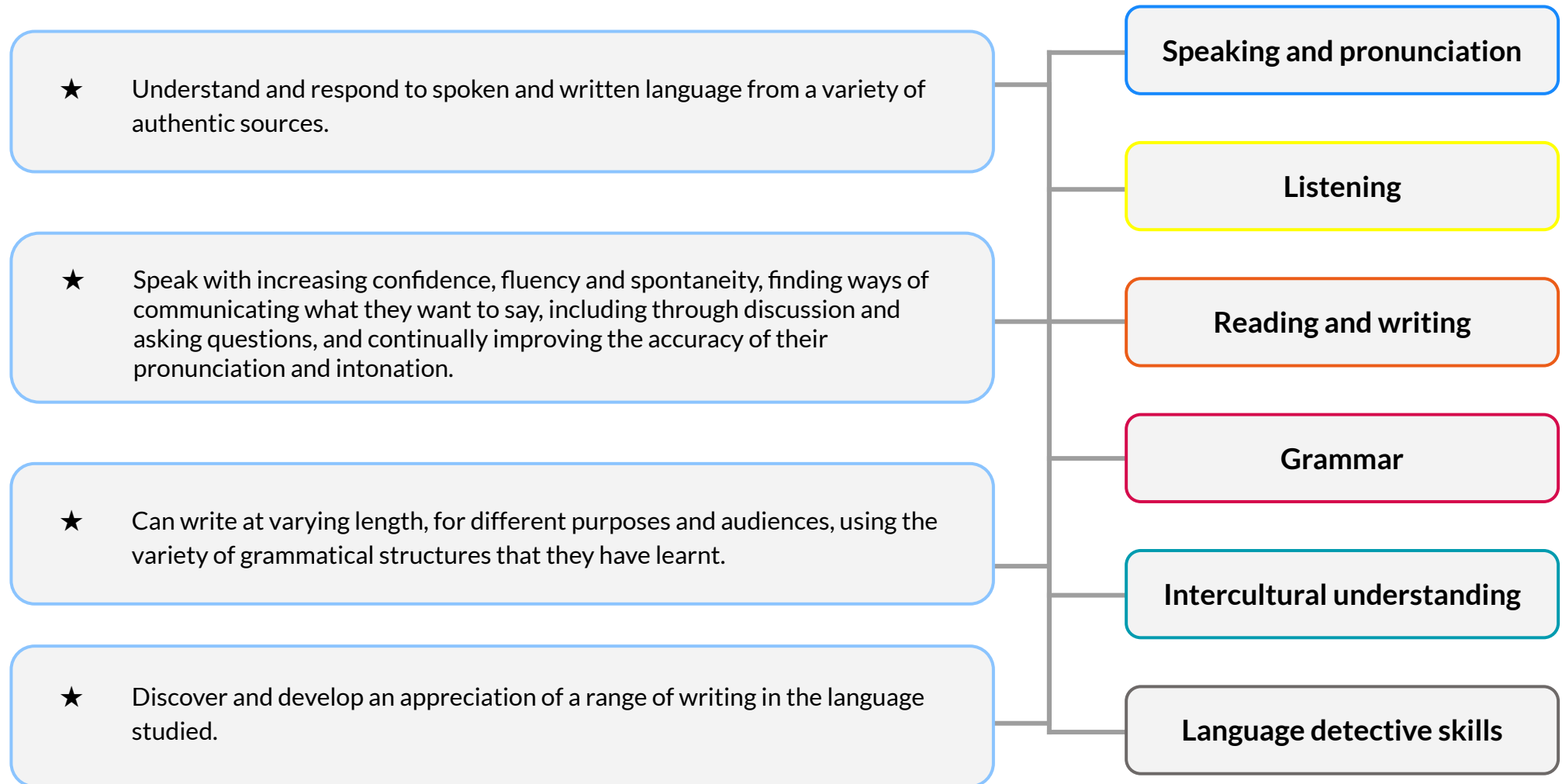
It is **compulsory** for schools to teach Languages at Key Stage 2 only, which is why our French scheme of work is designed to be taught from Year 3 onwards, to help your pupils to meet the end of Key Stage 2 Attainment targets.

© Crown copyright 2013

# How does Kapow Primary's scheme of work align with the National Curriculum?

Our scheme of work fulfils the statutory requirements outlined in the **National Curriculum (2014)**. The National Curriculum Programme of Study for Languages aims to ensure that all pupils:

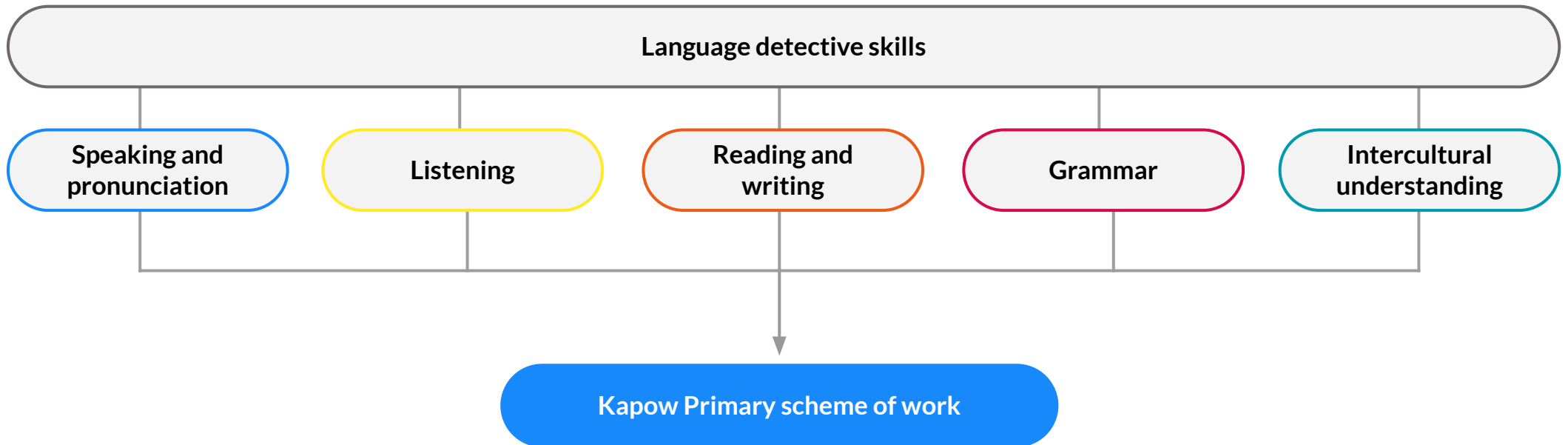
We have identified these strands which run throughout our scheme of work:



Our [National curriculum mapping](#) document shows which of our units cover each of the National Curriculum attainment targets as well as each of these strands. Each lesson plan references the relevant National Curriculum objectives, along with cross-curricular links to any other subjects.

# How is the French scheme of work organised?

We have identified five key strands which run throughout the scheme of work, and an overarching strand, 'Language detective skills' which are the language learning techniques used in every lesson to develop the other strands.



# Language detective skills

At Kapow Primary, we believe that this element of our scheme is crucial to developing engaged and independent language learners who are able to grow their skills in the other five strands and transfer these skills to learn further languages.

It involves:

- Recognising learnt vocabulary when listening or reading
- Spotting cognates (words which have the same origin or are in some way similar) and near-cognates
- Using context and their own knowledge of the world to predict the meaning of unknown words
- Considering word order to anticipate the meaning of words

Our scheme develops these skills in a progressive way so that by Year 6 pupils are able to use these strategies to confidently grapple with unknown spoken and written language and search for meaning. The development of these skills, also helps pupils develop their understanding of the English language and its grammar conventions.



# A spiral curriculum

Kapow Primary's French scheme of work has been designed as a spiral curriculum with the following key principles in mind:

- ✓ **Cyclical:** Pupils revisit key vocabulary and grammar concepts again and again
- ✓ **Increasing depth:** Each time vocabulary or grammar learning is revisited, it is covered with greater depth
- ✓ **Prior knowledge:** Upon returning to each area, prior knowledge is utilised so pupils can build on previous foundations, rather than starting again



## Is there any flexibility in the Kapow Primary French scheme?

Our French scheme of work is organised into units.

Within each unit, lessons **must** be taught in order as they build upon one another.

Units **must** be taught in the suggested order as our scheme is progressive and, although the vocabulary focus of each unit is different, grammar concepts and skills are gradually developed throughout the course of a year.

Most of the units are five lessons long. This gives you some 'breathing space' to revisit elements of the unit that children may have struggled with or to revise some vocabulary from a previous unit. You could also use the spare time to introduce some vocabulary related to your topic or science work!

## Other useful documentation:

There are a number of key documents that can support you in planning and delivery of the Kapow Primary **French** scheme. Visit the [Essential subject materials page](#) for more.

✓ [National curriculum mapping](#)

- Shows which of the National Curriculum Attainment targets are covered by each unit.

✓ [Progression of skills - condensed](#)

- Shows how understanding and application of key concepts and skills builds year on year.

✓ [Equipment list](#)

- Explains the equipment which is required to teach each unit from our scheme of work.

✓ [Intent, Implementation, Impact statement](#)

- Explains our curriculum design : what is taught and why (Intent), what it looks like in practice (Implementation) and what the outcomes will be (Impact).



N.B Units should be taught in the suggested order.

	Unit 1	Unit 2	Unit 3	Unit 4
<b>Year 3</b>	<a href="#">French greetings with puppets</a> (4 lessons)	<a href="#">French adjectives of colour, size and shape</a> (Lessons 1-4 only)	<a href="#">French playground games- numbers and age</a> (5 lessons)	<a href="#">In a French classroom</a> (5 lessons)  <a href="#">A circle of life in French</a> (Lesson 1 and 2 only)
<b>Year 4</b>	<a href="#">Portraits - describing in French</a> (5 lessons)	<a href="#">Clothes- getting dressed in French</a> (5 lessons)	<a href="#">French numbers, calendars and birthdays</a> (5 lessons)	<a href="#">French food- miam, miam!</a> (5 lessons)
<b>Year 5</b>	<a href="#">French monster pets</a> (5 lessons)	<a href="#">Shopping in France</a> (5 lessons)	<a href="#">Verbs in a week</a> (5 lessons)	<a href="#">Meet my French family</a> (5 lessons)
<b>Year 6</b>	<a href="#">French sport and the Olympics</a> (6 lessons)	<a href="#">In my French house</a> (5 lessons)	<a href="#">Planning a French holiday</a> (5 lessons)	<a href="#">Visiting a town in France</a> (5 lessons)