


**Name:** \_\_\_\_\_ **Date:** \_\_\_\_\_



Draw three stages of your plant's growth. Your first picture should be of it when you first planted it as a seed or a bulb. Your final picture should be what it looks like now. Then explain what is happening in your pictures.




---

---

---

---

---





---

---

---

---

---




---

---

---


---

---

**Name:** \_\_\_\_\_ **Date:** \_\_\_\_\_



Draw four stages of your plant's growth. Your first picture should be of it when you first planted it as a seed or a bulb. Your final picture should be what it looks like now. Then explain what is happening in your pictures.





---

---

---

---





---

---

---

---





---

---

---

---




---

---

---

---

**Name:** \_\_\_\_\_ **Date:** \_\_\_\_\_




Draw five stages of your plant's growth. Your first picture should be of it when you first planted it as a seed or a bulb. Your final picture should be what it looks like now. Then explain what is happening in your pictures.

	<hr/> <hr/> <hr/> <hr/>
	<hr/> <hr/> <hr/> <hr/>
	<hr/> <hr/> <hr/> <hr/>
	<hr/> <hr/> <hr/> <hr/>
	<hr/> <hr/> <hr/> <hr/>

**Name:** \_\_\_\_\_ **Date:** \_\_\_\_\_



Stick the pictures of the four stages of the seed's growth in order. Then write sentences describing what is happening in each picture.





---

---

---

---





---

---

---

---





---

---

---

---




---

---

---

---

Name: \_\_\_\_\_ Date: \_\_\_\_\_

