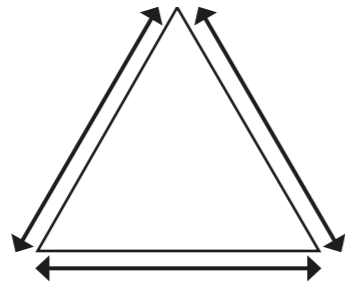


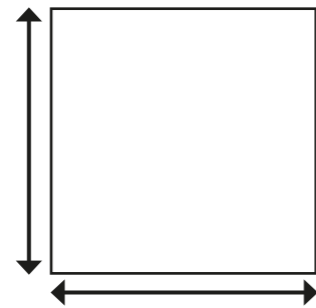
Regular and irregular polygons

1 Measure and label the sides and angles of each shape.

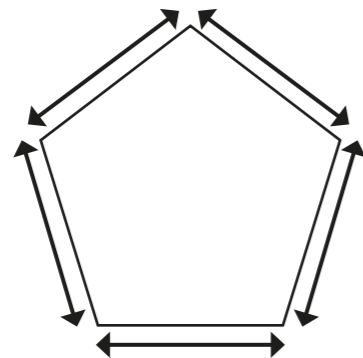
a)



b)



c)



What do you notice about your answers?


These are all examples of regular polygons.

Explain in your own words what a regular polygon is.

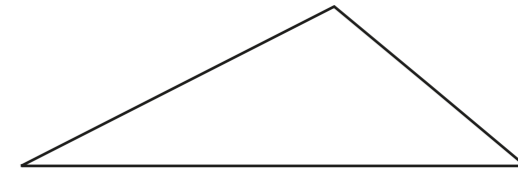


2 Measure and label the sides and angles of each shape.

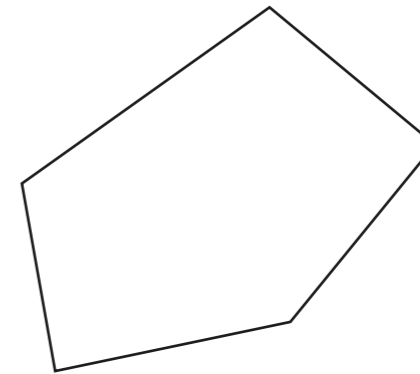
a)



b)



c)



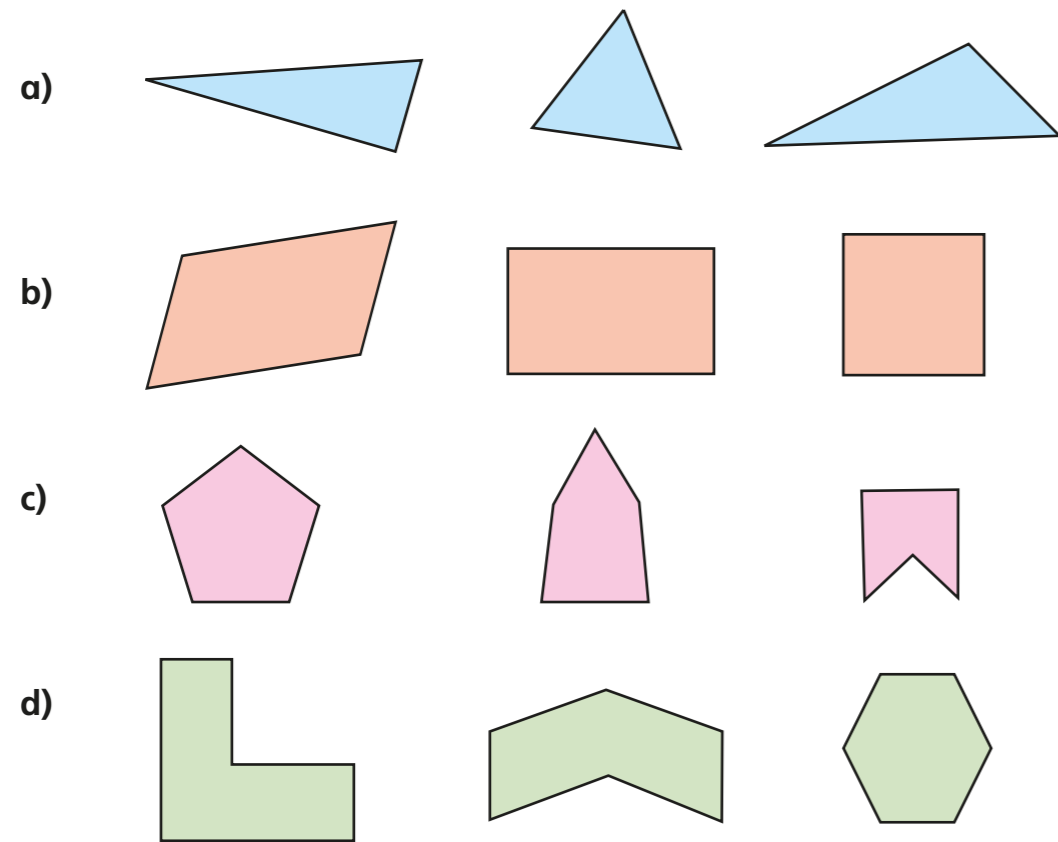
What do you notice about your answers?

These are all examples of irregular polygons.

Explain in your own words what an irregular polygon is.




3 One polygon in each set is regular. Tick the regular polygon.



How did you know which one was regular without measuring?

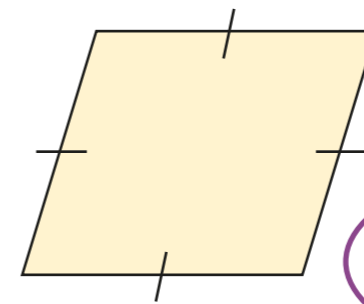
4 Draw two regular and two irregular polygons on the grid.




Compare your polygons with a partner.

What is the same and what is different?

5 Here is a rhombus.



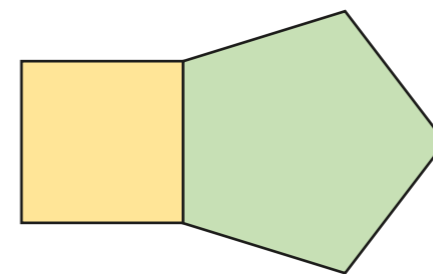
This is a regular polygon because all the sides are the same length.




Do you agree with Ron? _____

Explain your answer.

6 Eva has drawn a square and a regular pentagon.



The compound shape is regular because both of the shapes I drew were regular.



Do you agree with Eva? _____

Explain your answer.

