

Ukuleles: Level 1 KS2

Course Evaluation Criteria

Y3: We would expect all children in Y3 to attain statements 1-4. If any of statements 5-10 are attained, those pupils are exceeding expectations.

Y4: We would expect all children in Y4 to attain statements 1-5. If any of statements 6-10 are attained, those pupils are exceeding expectations.

Y5: We would expect all children in Y5 to attain statements 1-7. If any of statements 8-10 are attained, those pupils are exceeding expectations.

Y6: We would expect all children in Y6 to attain statements 1-8. If statements 9 or 10 are attained, those pupils are exceeding expectations.

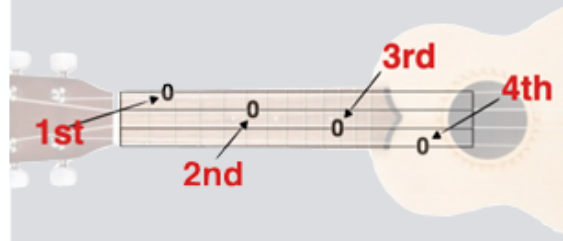
1. Pupils know that the Ukulele is an example of a string instrument.
2. Pupils understand that Ukulele music can be written down using tablature or staff notation.
3. Pupils can play a C Major chord.
4. Pupils can correctly hold a Ukulele.
5. Pupils can play an A Minor chord.
6. Pupils are able to read and play a piece of tablature on one string.
7. Pupils can aurally identify the difference between a rhythm and a lead Ukulele part.
8. Pupils can play a song on a Ukulele with some mistakes.
9. Pupils know how to play three or more chords on a Ukulele.
10. Pupils can play a song reading the tablature and using the correct stave notation.

Course Overview

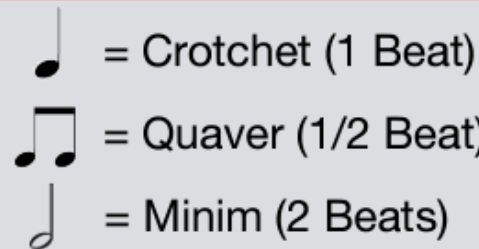
Course overview: This course introduces the pupils to the Ukulele, where pupils will learn the unique features of this string instrument and be taught how to play one. Different playing techniques such as plucking and strumming will be covered, and pupils will be able to hold down the strings to create multiple different pitches. They will also learn how to read tablature music and using that play some popular pieces of music and songs.

Learning Outcomes for the course: By the end of the course pupils will be able to confidently play songs on the Ukulele using a mixture of single string melodies and strumming. Pupils will know how to construct a chord and will be able to incorporate at least one into their playing, as well as read and play the tablature of famous pieces of music.


Tablature



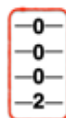
Notes




Chords




C Major



A Minor



F Major



G Major




D Major



E Minor



A Major



C Minor

Vocabulary Bank

Ukulele	<i>Ukulele means Jumping Flea in Hawaiian.</i>
String Instrument	<i>A string instrument is any instrument that makes a sound by vibrating strings.</i>
Strumming	<i>When you play more than one string at the same time.</i>
Pitch	<i>Pitch is how low or high the note is.</i>
Fret	<i>The frets are the bars along the neck of the Ukulele.</i>
Rhythm	<i>Rhythms are patterns of long and short notes.</i>
Chord	<i>Chords are when we play all the strings at once and press down specific strings to create a combination of notes.</i>
Tablature	<i>Tablature is a way of writing down music for Ukulele and Guitar.</i>