

Music Theory: Level 4 (KS2)

Course Evaluation Criteria

We would expect pupils on this level to attain statements 1-7. If any of statements 8-10 are attained, those pupils are exceeding expectations.







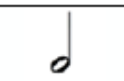
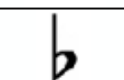




1. Pupils can identify the key features of the music stave.
2. Pupils can recall the note lengths of a semiquaver, quaver, crotchet, minim and semibreve.
3. Pupils can identify the lengths of different rests on the stave.
4. Pupils can compose music with melodic interest.
5. Pupils can explain the difference between a melody and an accompaniment.
6. Pupils can perform music following stave notation within the range C - C.
7. Pupils can perform as duet on the keyboards.
8. Pupils can explain what musicians need to think about when performing together.
9. Pupils can name more than one classical composer.
10. Pupils can name the key features of Jazz music.

Course Overview

Course overview: Music Theory Level 4 aims to develop pupils confidence in reading and understanding music, through composition, improvisation and reading stave notation. During the course, pupils will use keyboards to understand how music can be broken down into melodies and accompaniments, and ensemble performance. The pupils will also touch on the history of music to provide context for their musical understanding. Pupils will have performance opportunities through the course to prepare them for KS3.

Learning Outcomes for the course: Pupils will further understand how music can be notated to represent pitch and rhythm. Pupils will understand how to read more complex rhythmic ideas and will be able to play music from stave notation within a range of C - C with confidence. Pupils will know the key features of both classical and jazz genres and understand how music has evolved across time.

Symbols Bank

	Bass Clef	Instruction
	Treble Clef	Instruction
	Crotchet	Note
	Quaver	Note
	Semiquaver	Note
	Semibreve	Note
	Minim	Note
	Flat	Note
	Sharp	Note
	Crotchet Rest	Rest
	Quaver Rest	Rest
	Bar Rest	Rest

Vocabulary Bank

Melody	<i>The main tune in the music.</i>
Accompaniment	<i>The music in the background supporting a melody.</i>
Octave	<i>8 Notes between one note and then when it next appears.</i>
Stave	<i>Where our music is notated.</i>
Rhythm	<i>A pattern of different note lengths.</i>
Genre	<i>The style of music.</i>
Ensemble	<i>A group of musicians performing together.</i>

Stave Notation

