



Please do not print me!

Remember to print from page 2 to avoid wasting paper and ink.
If you do find me, then visit [twinkl.co.uk](https://www.twinkl.co.uk) to find out why **millions of educators** worldwide love twinkl.

A brief word about copyright...

By downloading this resource, you agree to the following:



You may use this resource for personal and/or classroom use only.

In order to support us, we ask that you always acknowledge www.twinkl.co.uk as the source of the resource. **If you love these resources, why not let others know about Twinkl?**



You must not reproduce or share this resource with others in any form. They are more than welcome to download the resource directly from us.

You must not host or in any other way share our resources directly with others, without our prior written permission.



We also ask that this product is not used for commercial purposes and also that you do not alter the digital versions of our products in any way.

Thank you for downloading!

Twinkl Educational Publishing. Your first choice for easy to use, trusted and high quality teaching materials for educators and parents worldwide - professionally crafted materials with a personal touch.

[twinkl.co.uk](https://www.twinkl.co.uk)

Year 1 Maths Number Place and Value Workbook - Answers



Year 1 Maths Number Place and Value Workbook - Answers

Year 1 Programme of Study – Number and Place Value

Statutory Requirements	Worksheet	Page Number	Notes
Count to and across 100, forwards and backwards, beginning with 0 or 1, or from any given number	Counting to and across 100 from any given number	3	
Count, read and write numbers to 100 in numerals; count in multiples of twos, fives and tens	Number Writing Worksheets Addition worksheets – counting in 2s, 5s and 10s	4 - 29	
Given a number, identify one more and one less	Number Writing Worksheets One More One Less Number Writing Activity Sheet Lorry	4 - 23 27	
Identify and represent numbers using objects and pictorial representations including the number line, and use the language of: equal to, more than, less than (fewer), most, least	Fill in the missing numbers on the number lines Using mathematical language	28 - 29	
Read and write numbers from 1 to 20 in numerals and words	Number Writing Worksheets	4 - 23	

Counting to and across 100 from Any Given Number Forwards and Backwards

1	2	3	4	5	6	7	8	9	10
11	12	13	14	15	16	17	18	19	20
21	22	23	24	25	26	27	28	29	30
31	32	33	34	35	36	37	38	39	40
41	42	43	44	45	46	47	48	49	50
51	52	53	54	55	56	57	58	59	60
61	62	63	64	65	66	67	68	69	70
71	72	73	74	75	76	77	78	79	80
81	82	83	84	85	86	87	88	89	90
91	92	93	94	95	96	97	98	99	100



Can you complete the following sequences by counting on or counting back in 1s? Use the hundred square to help if you need to.


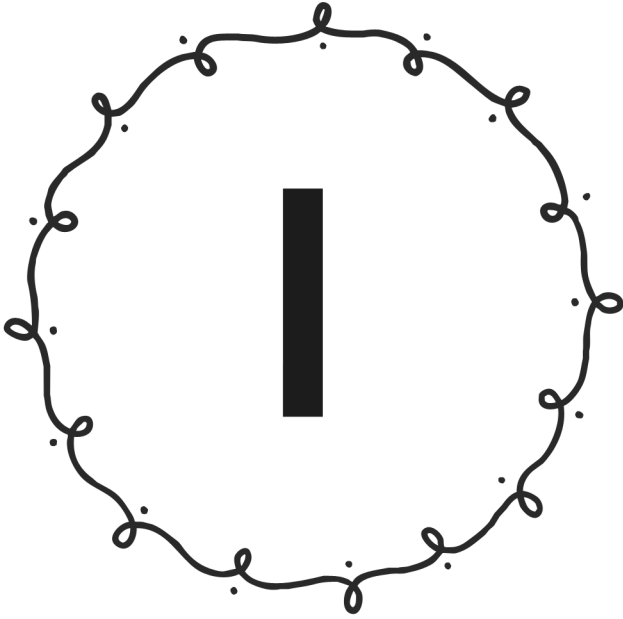
Forward:

- 1, 2, 3, 4, 5, 6, 7, 8, 9, 10,
- 11, 12, 13, 14, 15, 16, 17, 18, 19, 20,
- 23, 24, 25, 26, 27, 28, 29, 30, 31, 32,
- 41, 42, 43, 44, 45, 46, 47, 48, 49, 50,
- 77, 78, 79, 80, 81, 82, 83, 84, 85, 86,
- 92, 93, 94, 95, 96, 97, 98, 99, 100, 101,

Backwards:

- 10, 9, 8, 7, 6, 5, 4, 3, 2, 1,
- 17, 16, 15, 14, 13, 12, 11, 10, 9, 8,
- 27, 26, 25, 24, 23, 22, 21, 20, 19, 18,
- 39, 38, 37, 36, 35, 34, 33, 32, 31, 30,
- 86, 85, 84, 83, 82, 81, 80, 79, 78, 77,
- 107, 106, 105, 104, 103, 102, 101, 100, 99, 98,

Challenge: Close your eyes and point your finger down on the hundred square. If you picked an even number count forwards. If you picked an odd number count backwards. See how far you can get in ten seconds!



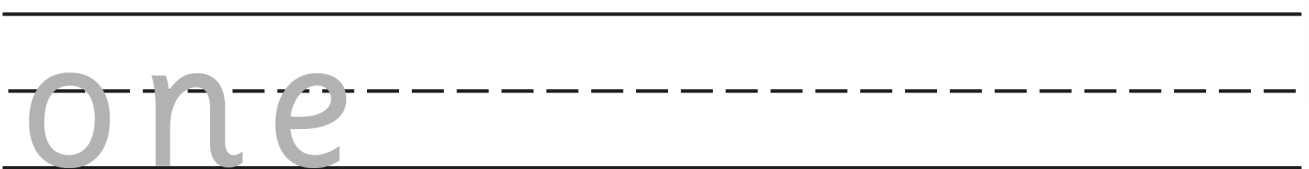
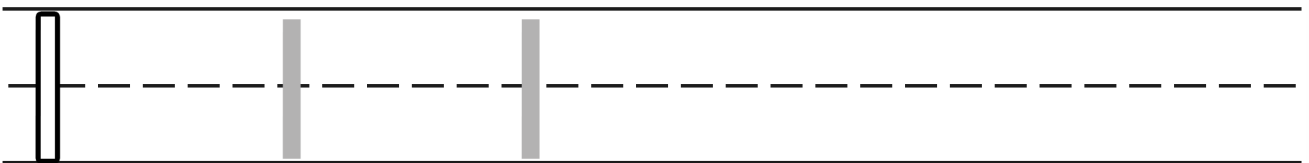
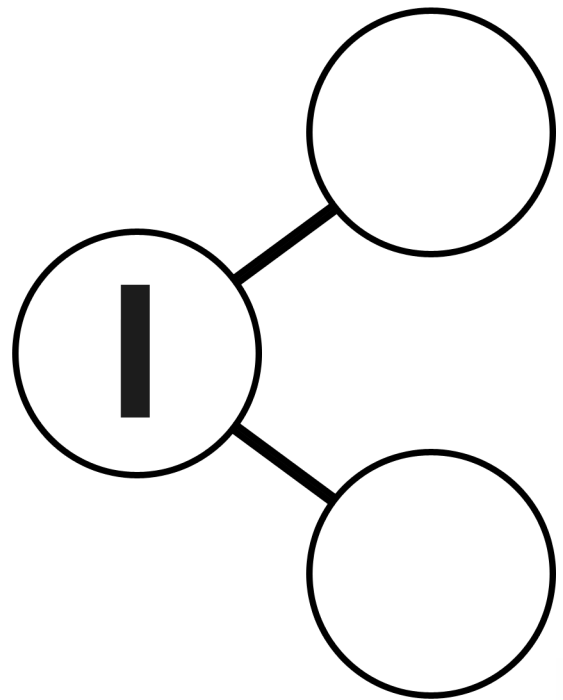
one

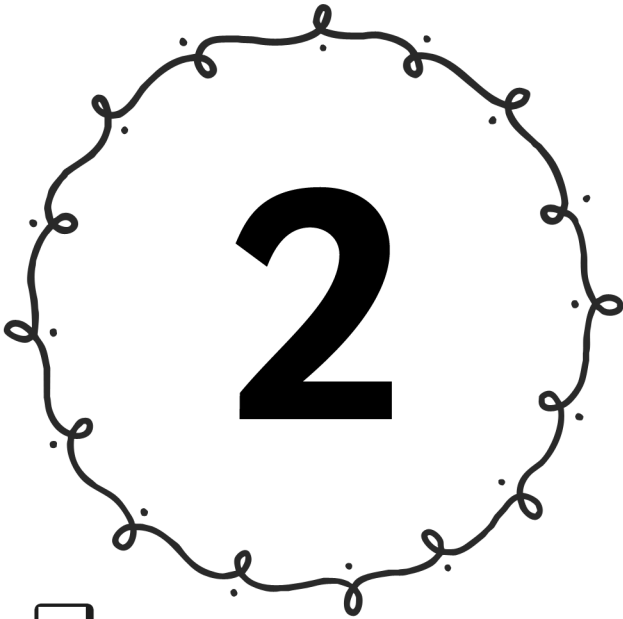
hundreds tens units

		1
--	--	---

2	0
---	---

one more +1 one less -1





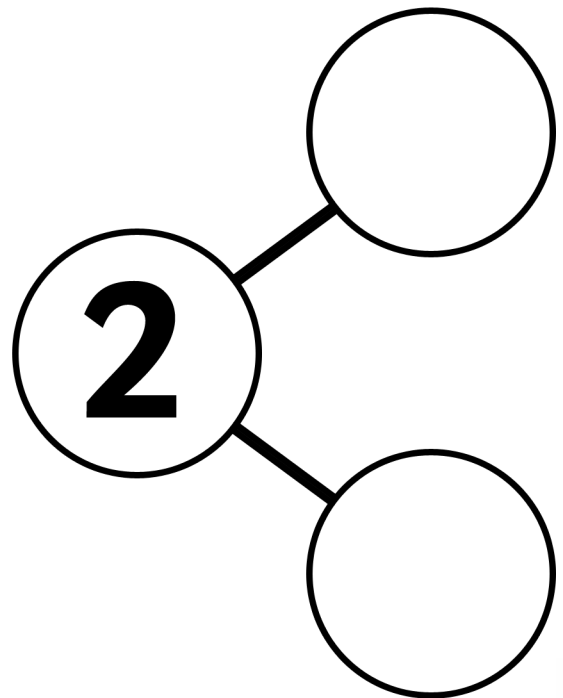
two

hundreds tens units

		2
--	--	---


3	1
---	---

one more +1 one less -1



2 2 2 2 2

two

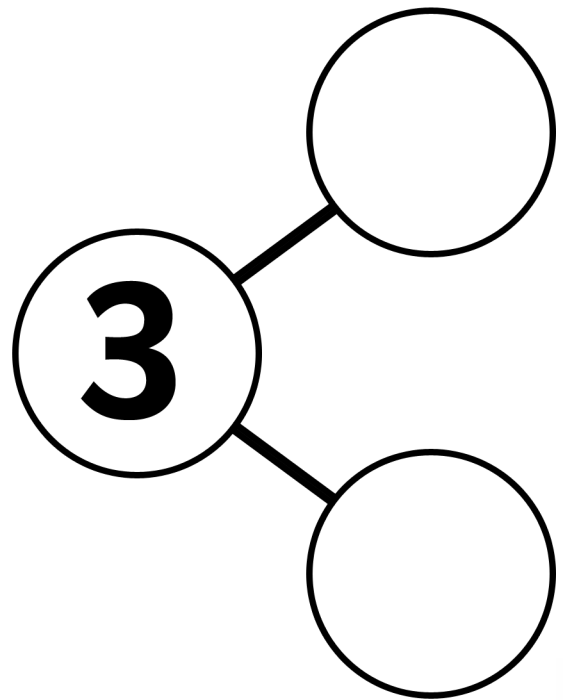


three

hundreds	tens	units
		3



4	2
---	---

one more +1 one less -1



3 3 3 3 3

three



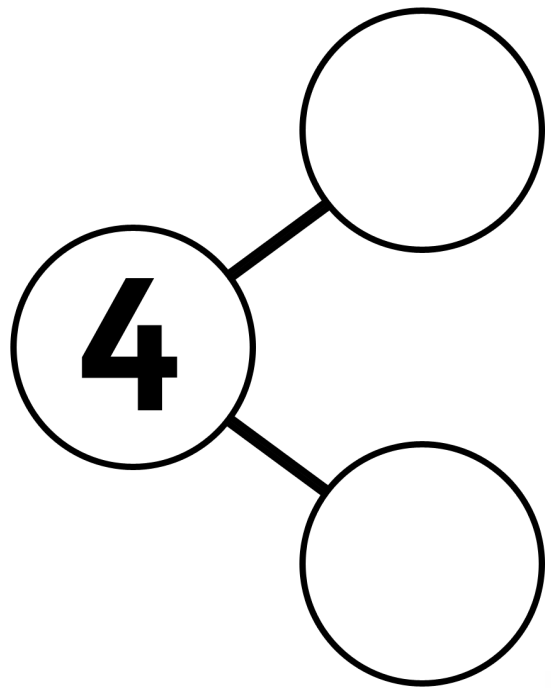
four

hundreds tens units

		4
--	--	---



5	3
---	---

one more +1 one less -1



4 4 4 4 4

four



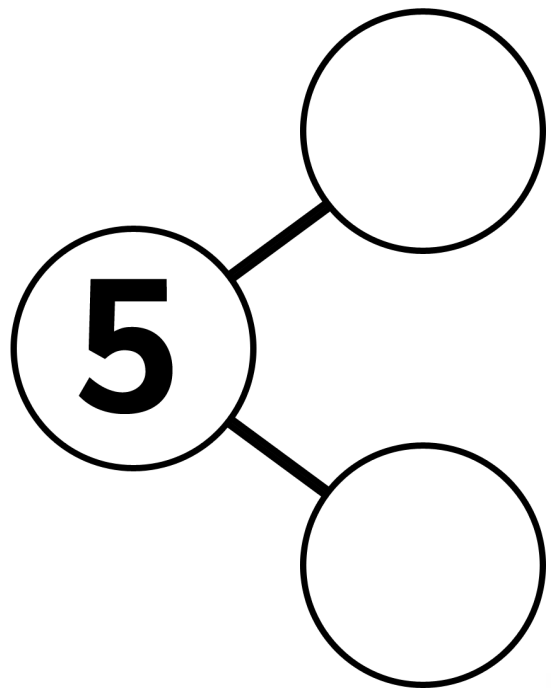
five

hundreds tens units

		5
--	--	---



6	4
---	---

one more +1 one less -1



5 5 5 5 5

five



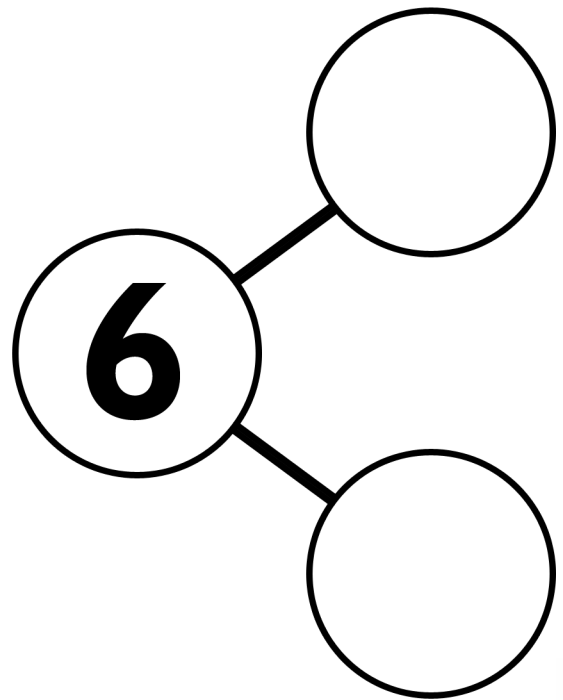
SIX

hundreds tens units

		6
--	--	---



7	5
---	---

one more +1 one less -1



6 6 6 6 6

six



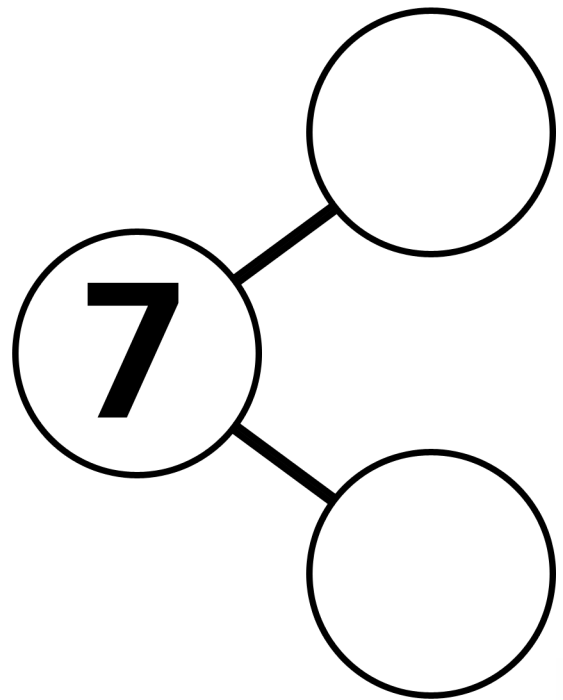
seven

hundreds tens units

		7
--	--	---


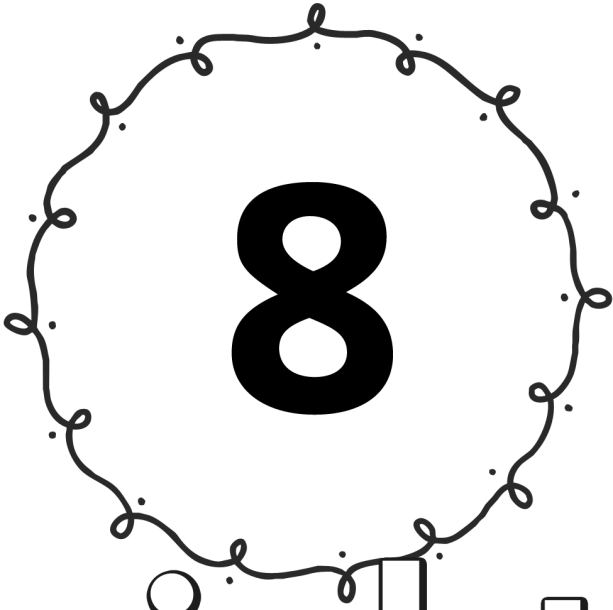
8	6
---	---

one more +1 one less -1



7 7 7 7 7

seven



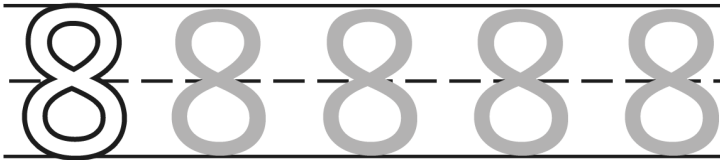
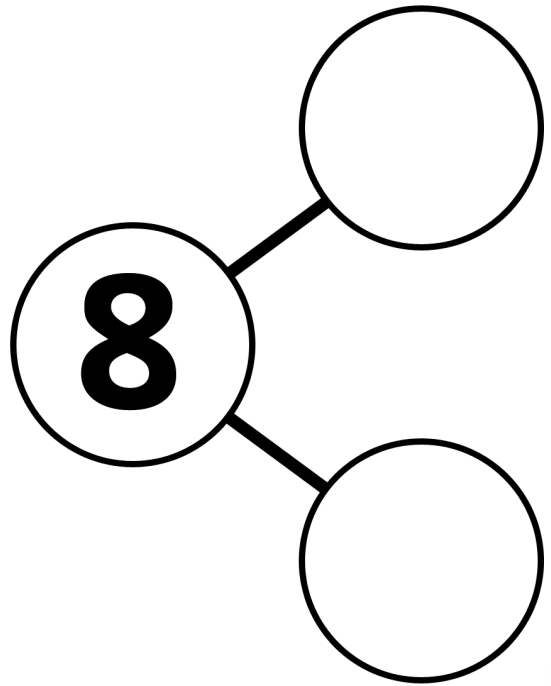
eight



hundreds tens units

		8
--	--	---

9	7
---	---

one more +1 one less -1





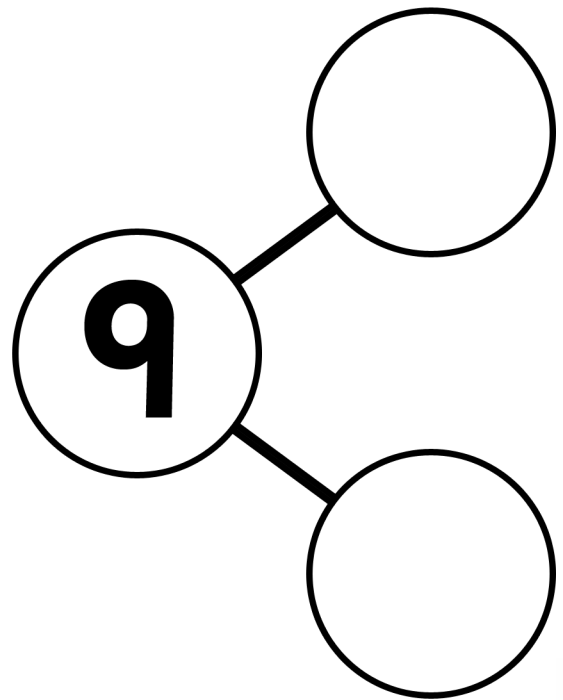
nine

hundreds tens units

		9
--	--	---


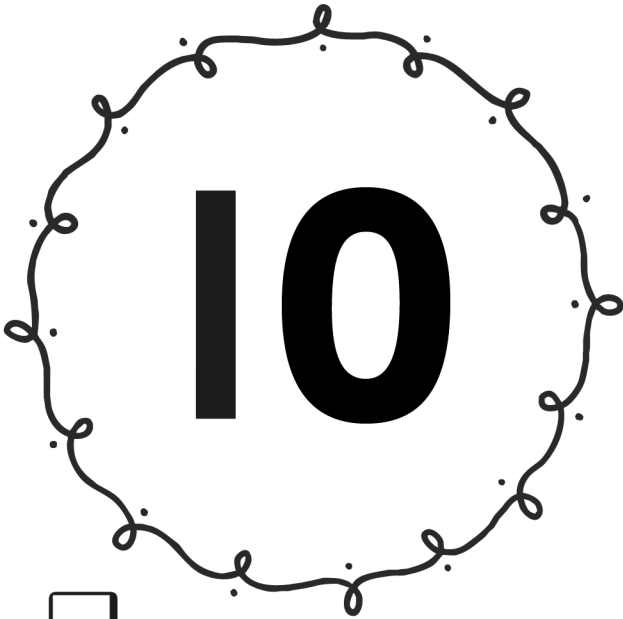
10	8
----	---

one more +1 one less -1



9 9 9 9 9

nine



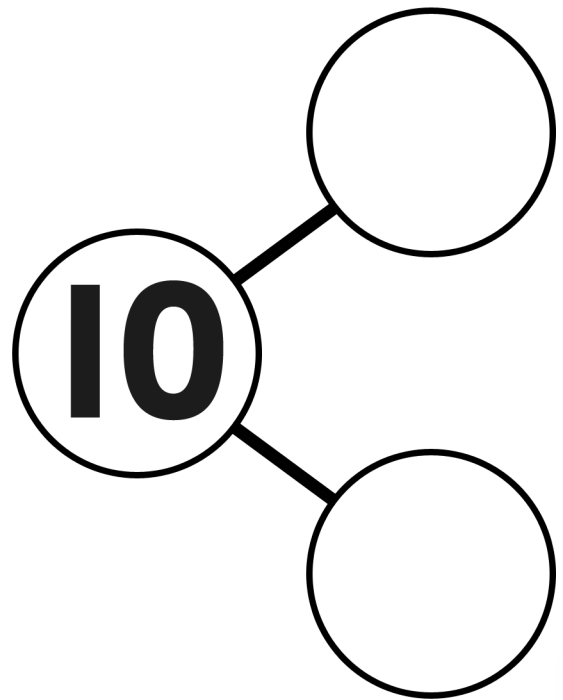
ten

hundreds tens units

	1	0
--	---	---

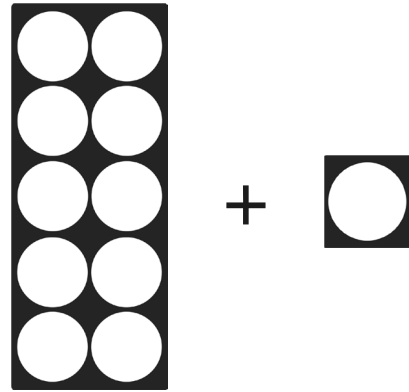
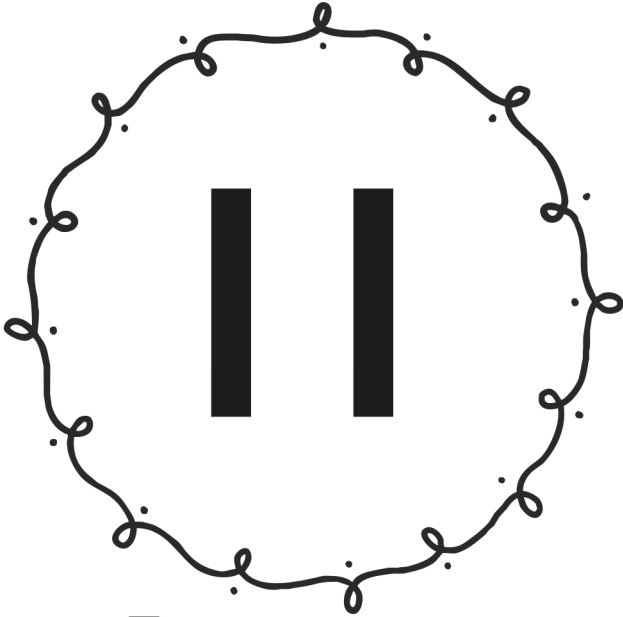
11	9
----	---

one more +1 one less -1



10 10 10

ten

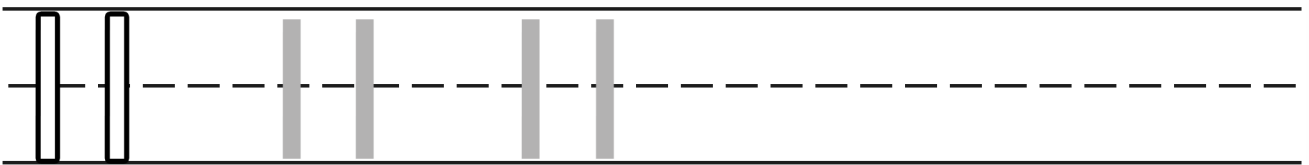
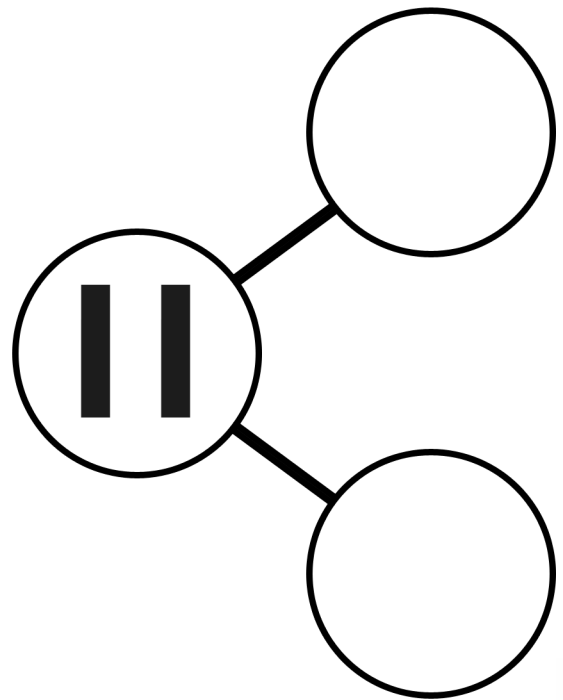


eleven

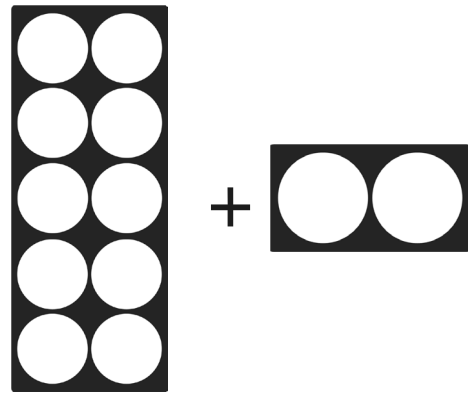

hundreds	tens	units
	1	1

12	10
----	----

one more +1 one less -1



eleven

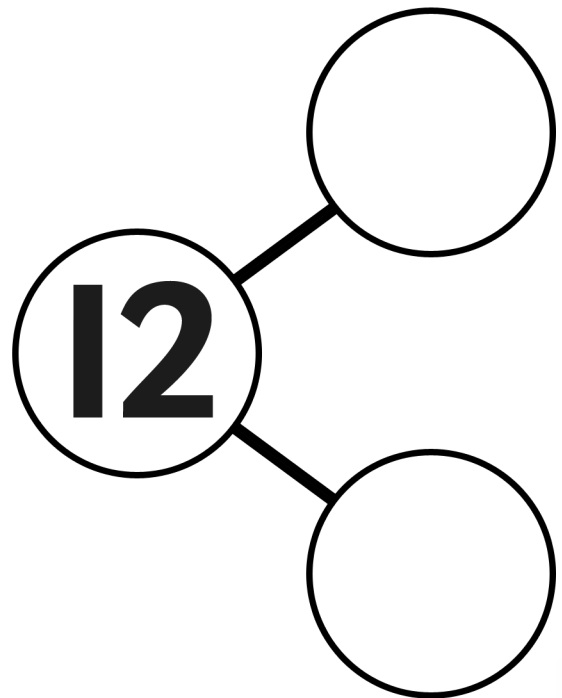


twelve

hundreds	tens	units
	1	2

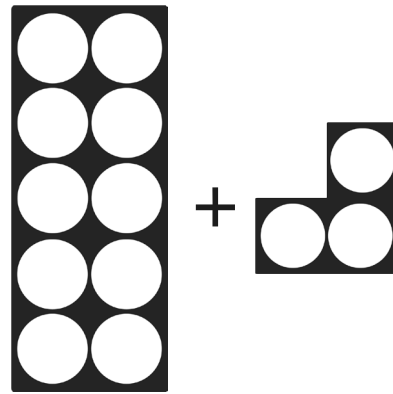

13	11
----	----

one more +1 one less -1



12 12 12

twelve

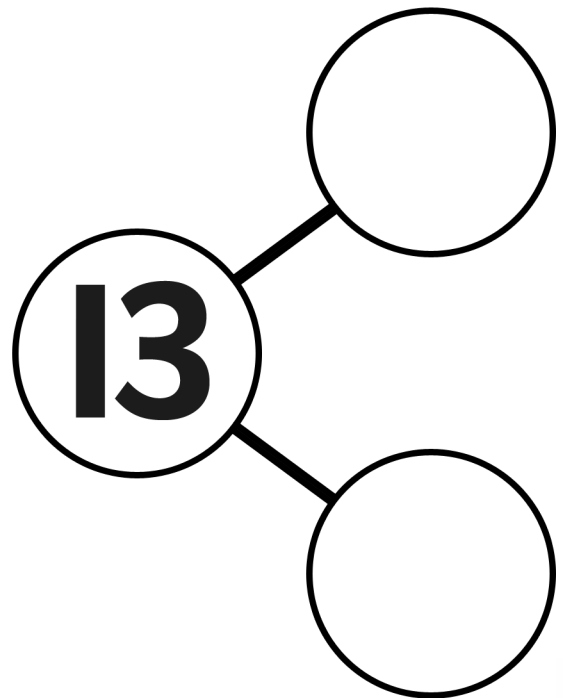


thirteen

hundreds	tens	units
	1	3

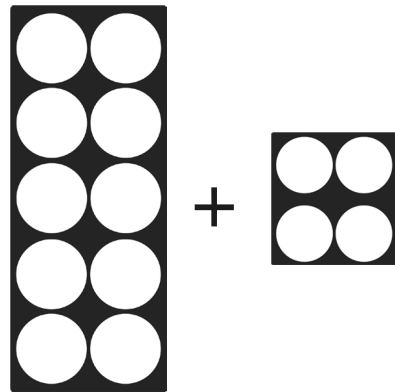

14	12
----	----

one more +1 one less -1



13 13 13

thirteen

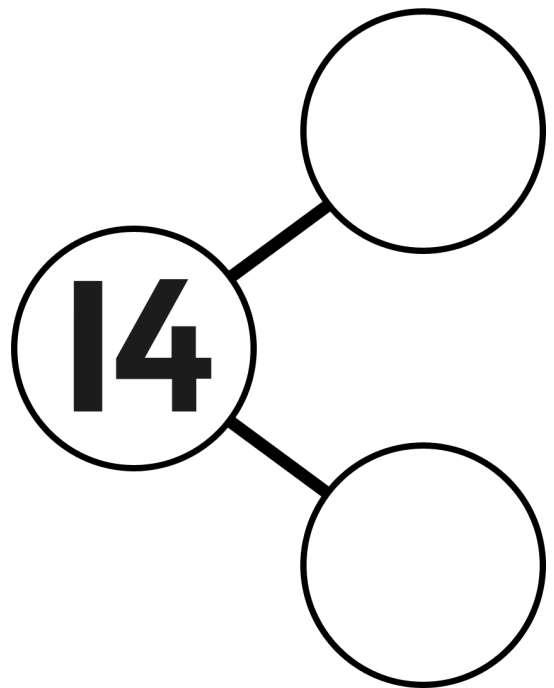


fourteen

hundreds	tens	units
	1	4

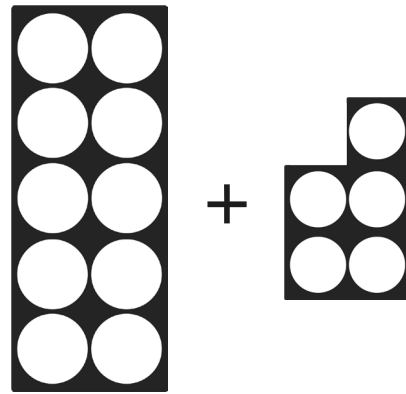

15	13
----	----

one more +1 one less -1



14 14 14

fourteen

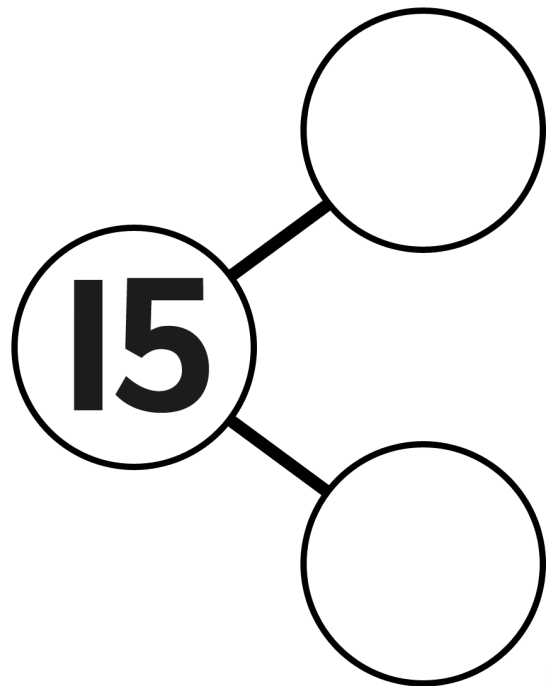


fifteen

hundreds	tens	units
	1	5

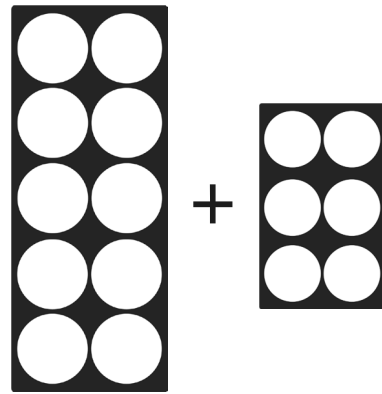

16	14
----	----

one more +1 one less -1



15 15 15

fifteen

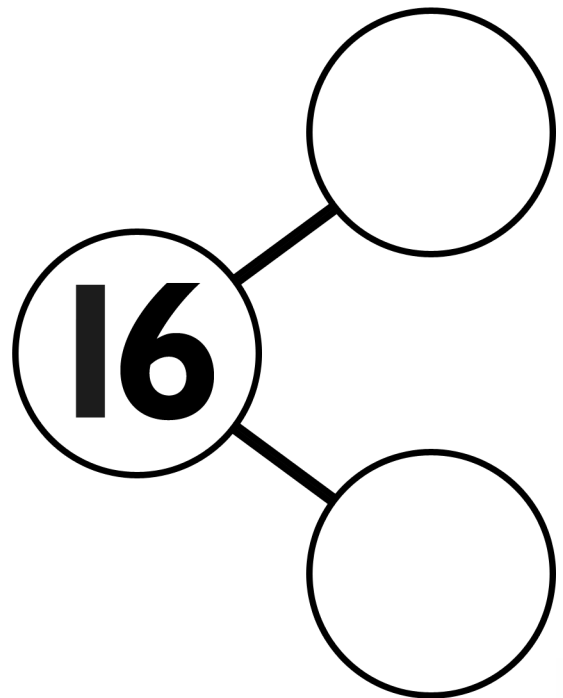


sixteen

hundreds	tens	units
	1	6

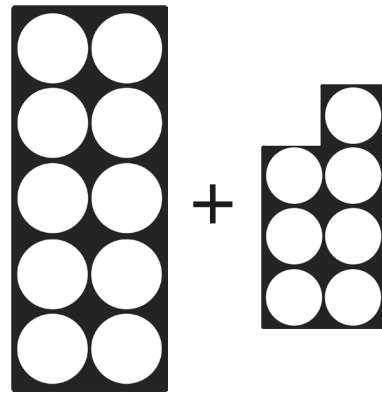

17	15
----	----

one more +1 one less -1



16 16 16

sixteen

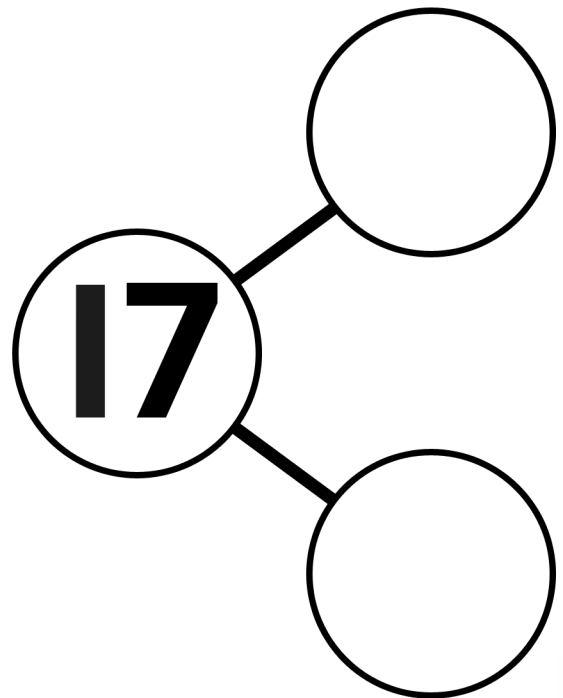


seventeen

hundreds	tens	units
	1	7

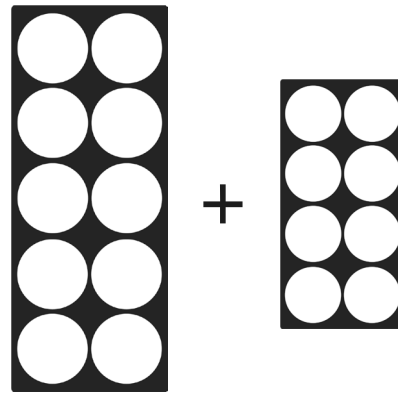

18	16
----	----

one more +1 one less -1



17 17 17

seventeen

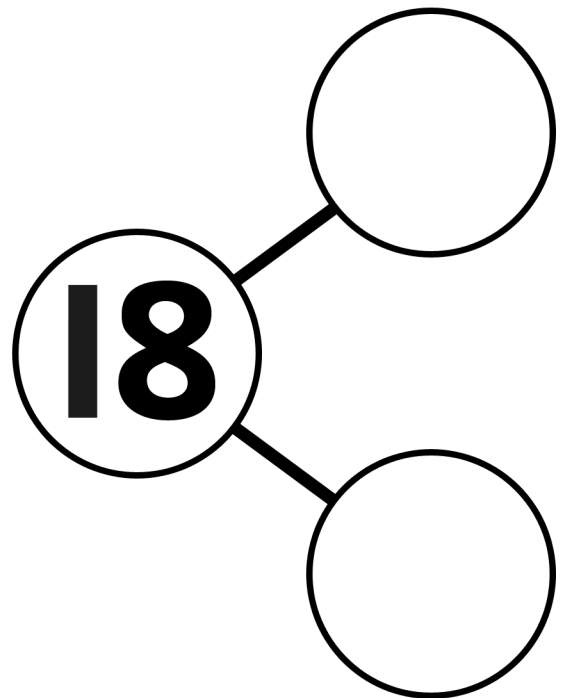


eighteen

hundreds	tens	units
	1	8

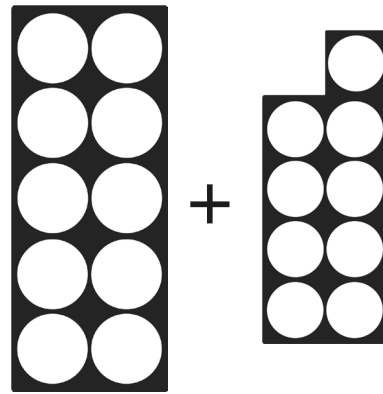
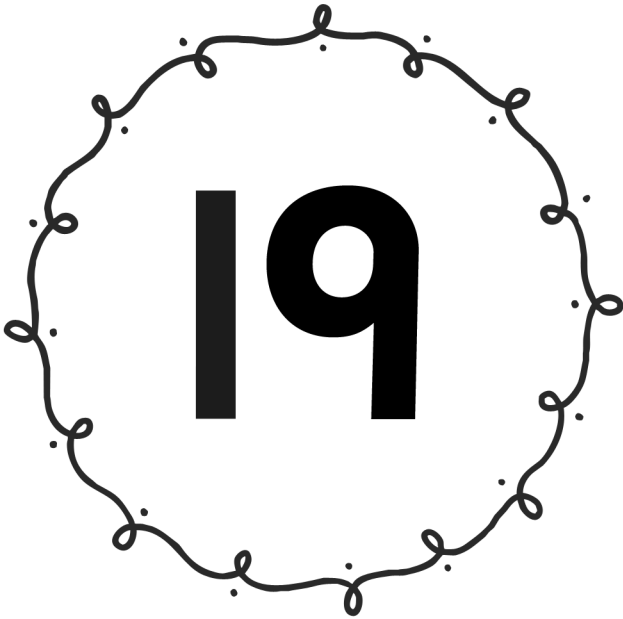
19	17
----	----

one more +1 one less -1



18 18 18

eighteen

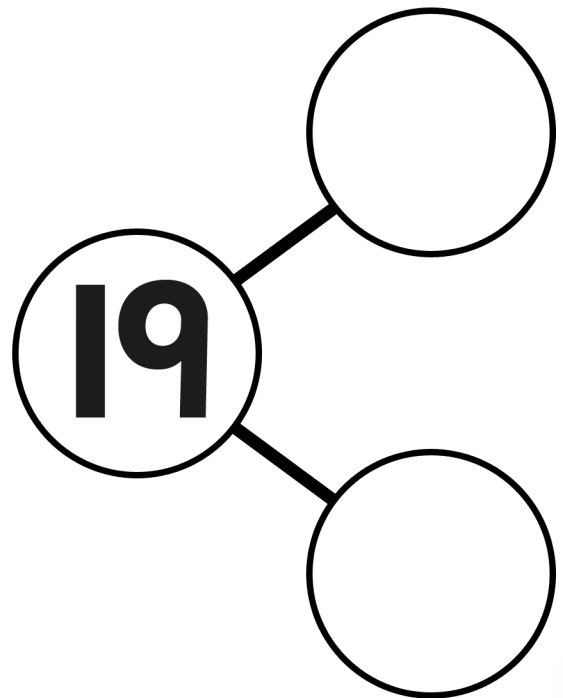


nineteen

hundreds	tens	units
	1	9

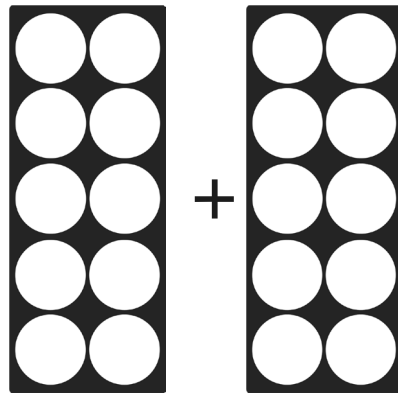

20	18
----	----

one more +1 one less -1



19 19 19

nineteen



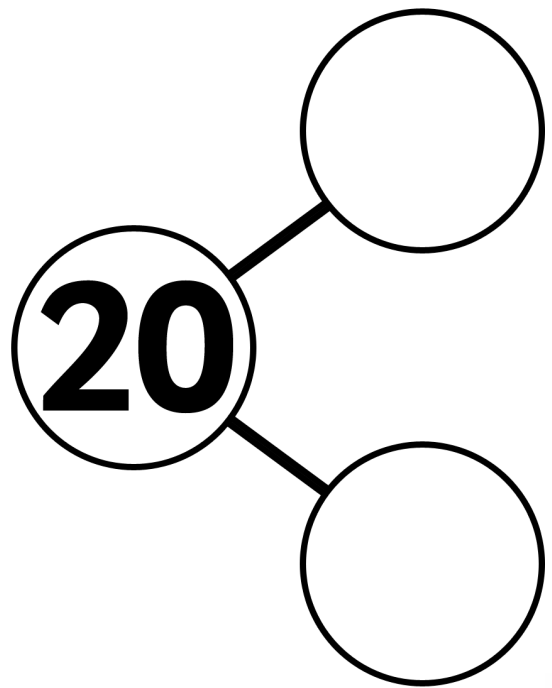
twenty

hundreds tens units

	2	0
--	---	---

21	19
----	----

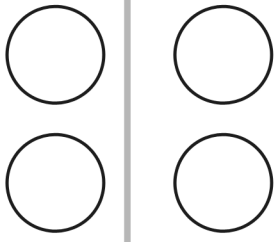
one more +1 one less -1



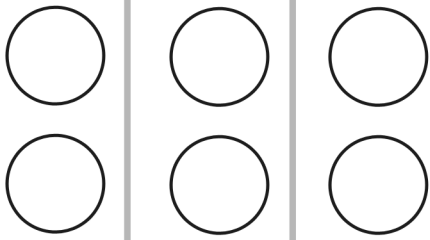
20 20 20

twenty

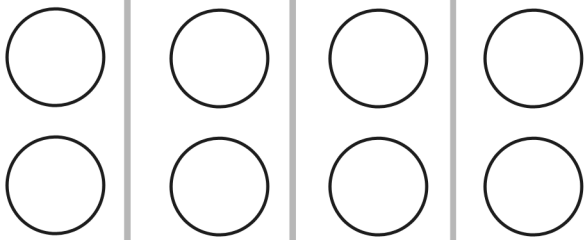
Counting in 2s Addition Worksheet



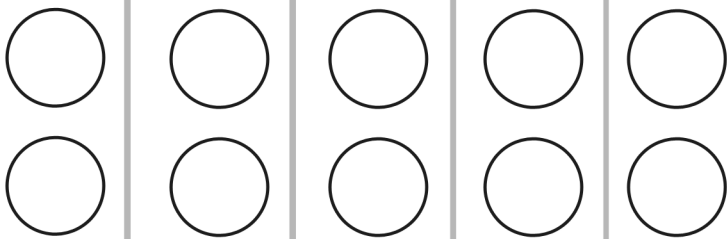
$$2 + 2 = 4$$



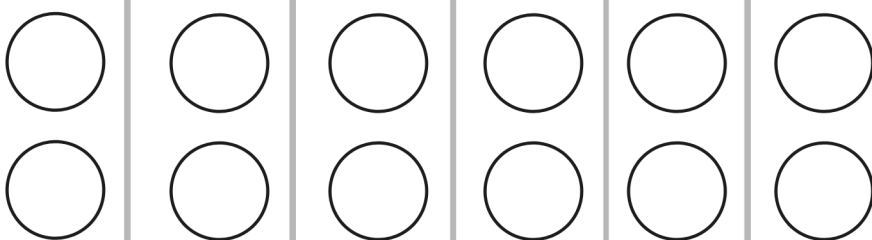
$$2 + 2 + 2 = 6$$



$$2 + 2 + 2 + 2 = 8$$

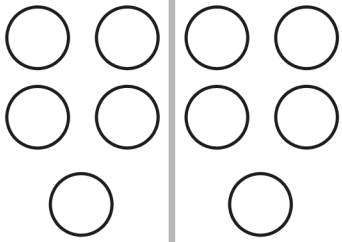


$$2 + 2 + 2 + 2 + 2 = 10$$

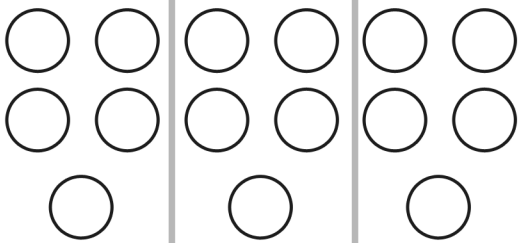


$$\begin{array}{r} 2 + 2 \\ + 2 + 2 \\ + 2 + 2 = 12 \end{array}$$

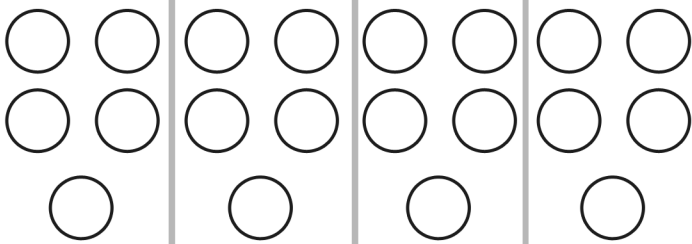
Counting in 5s Addition Worksheet



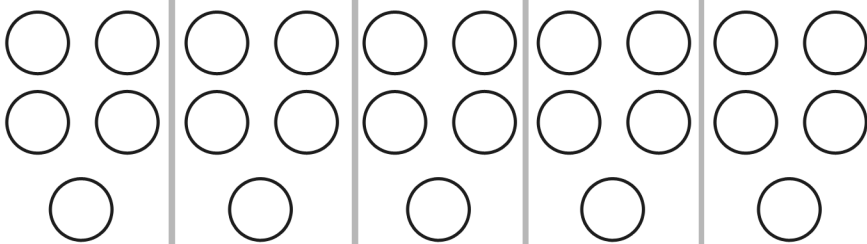
$$5 + 5 = 10$$



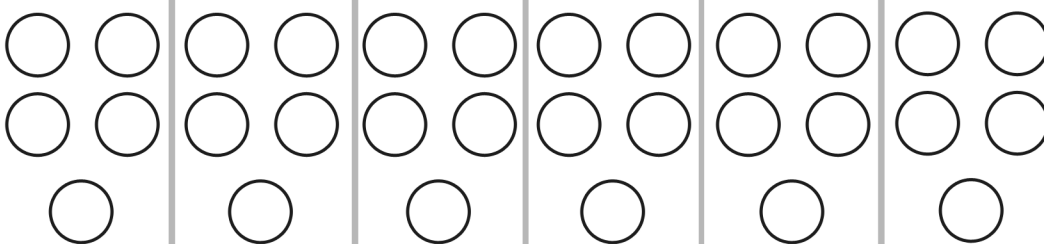
$$5 + 5 + 5 = 15$$



$$5 + 5 + 5 + 5 = 20$$




$$5 + 5 + 5 + 5 + 5 = 25$$




$$\begin{array}{r} 5 + 5 \\ + 5 + 5 \\ + 5 + 5 \\ \hline = 30 \end{array}$$


Counting in 10s Addition Worksheet




$$10 + 10 = 20$$




$$10 + 10 + 10 = 30$$



$$10 + 10 + 10 + 10 = 40$$











$$\begin{array}{r} 10 + 10 \\ + 10 + 10 \\ + 10 = 50 \end{array}$$



$$\begin{array}{r} 10 + 10 \\ + 10 + 10 \\ + 10 + 10 \\ = 60 \end{array}$$

One More, One Less Number Writing Sheet

Write the numbers that come before and after.



Counting to and across 100 from Any Given Number Forwards and Backwards

1	2	3	4	5	6	7	8	9	10
11	12	13	14	15	16	17	18	19	20
21	22	23	24	25	26	27	28	29	30
31	32	33	34	35	36	37	38	39	40
41	42	43	44	45	46	47	48	49	50
51	52	53	54	55	56	57	58	59	60
61	62	63	64	65	66	67	68	69	70
71	72	73	74	75	76	77	78	79	80
81	82	83	84	85	86	87	88	89	90
91	92	93	94	95	96	97	98	99	100



Can you complete the following sequences by counting on or counting back in 1s? Use the hundred square to help if you need to.

Forward:

- 1, 2, 3, 4, 5, 6, 7, 8, 9, 10,
- 11, 12, 13, 14, 15, 16, 17, 18, 19, 20,
- 23, 24, 25, 26, 27, 28, 29, 30, 31, 32,
- 41, 42, 43, 44, 45, 46, 47, 48, 49, 50,
- 77, 78, 79, 80, 81, 82, 83, 84, 85, 86,
- 92, 93, 94, 95, 96, 97, 98, 99, 100, 101,

Backwards:

- 10, 9, 8, 7, 6, 5, 4, 3, 2, 1,
- 17, 16, 15, 14, 13, 12, 11, 10, 9, 8,
- 27, 26, 25, 24, 23, 22, 21, 20, 19, 18,
- 39, 38, 37, 36, 35, 34, 33, 32, 31, 30,
- 86, 85, 84, 83, 82, 81, 80, 79, 78, 77,
- 107, 106, 105, 104, 103, 102, 101, 100, 99, 98,


Challenge: Close your eyes and point your finger down on the hundred square. If you picked an even number count forwards. If you picked an odd number count backwards. See how far you can get in ten seconds!

Filling in Missing Numbers on a Number Line

The number lines below are not quite complete. See if you can use a hundred square or your knowledge of the number system and fill in the missing numbers.

1.	1	2	3	4	5	6	7	8	9	10
2.	91	92	93	94	95	96	97	98	99	100
3.	21	22	23	24	25	26	27	28	29	30
4.	71	72	73	74	75	76	77	78	79	80
5.	41	42	43	44	45	46	47	48	49	50
6.	31	32	33	34	35	36	37	38	39	40
7.	61	62	63	64	65	66	67	68	69	70
8.	11	12	13	14	15	16	17	18	19	20
9.	81	82	83	84	85	86	87	88	89	90
10.	51	52	53	54	55	56	57	58	59	60

Challenge – Can you create a number line for the next set of numbers after 100?




Using Mathematical Language – More than or Less Than

Using words in maths is almost as important as using numbers. To complete this sheet you will need to use the words below. Copy them out underneath and then talk to an adult about what they mean.

More Than	Less than (fewer)	Equal to	Most	Least
More Than	Less than (fewer)	Equal to	Most	Least

Here are five cats. For each other group of objects below, can you say if the number of animals in the box is fewer than 5, more than 5 or equal to 5. Write the correct answer below the box.



When you have finished, decide which box has most animals in it and write MOST in the box. Next decide which box has LEAST animals in it and write LEAST in the box.

Challenge – draw some sets of animals more than and fewer than 7.

e.g. Less than 5	Most	Less than 5	Equal to 5
Less than 5	More than 5	Equal to 5	Least