










Weekly Homework: These tasks are expected to be completed weekly and are not optional - please see the purple 'Home/ School Communication Book'.

Reading: When you are given a reading book, please read at home daily and bring your reading book in with you every day.

Homework: Please complete the task stuck into your homework book. This will be given out on a Thursday and is due in the following Tuesday at the latest. You may choose any of the following activities below in addition to your weekly homework task if you would like to. Challenge yourself! Can you complete at least one spicy activity? We will celebrate your wonderful work at the end of term!

| Buildings/ Spring Global Goal 15 | Communication & Language | Literacy | Mathematics | Understanding of the World | Arts & Design RRSA Article 31 |
|--|---|--|---|--|--|
| Mild  | Retell the story of The Three Little Pigs using a starting sentence such as 'Once upon a time...' some of the vocabulary and phrases from the story. | Draw your home and write labels such as roof, window....(write each sound you can hear in each word).  | Can you make a tower using recycled materials? Use a 1 minute timer. How tall is your tower? Can you beat your own record? Global Goal 12 | Walk around your local area. Are the homes and buildings the same? Take a photograph of 3 buildings. Can you order them from oldest to newest? How did you make your decision? | https://www.bbc.co.uk/cbeebies/stories/melody-tallest-towers Watch the episode. https://youtu.be/TGOqVx3mw Listen to the music. Can you make up your own dance or add your own sound effects? |
| Hot  | Draw a picture of the pigs and some speech bubbles. What might they be saying to each other? Think of different parts of the story. Would the conversation change? How? | Write a sentence about your home. E.g. 'My home is made from....' (write every letter sound you can hear in each word, remembering capital letters, finger spaces and full stops). RRSA Article 27 | Make a bar graph to show the different coloured doors along your street. What does the data show?  | Draw a map of your route to school. Add some of the buildings which you pass. Can you label them? | Use recycled materials to make a building. What will you use to attach the different parts? Global Goal 12  |
| Spicy  | Think of a list of questions you would like to ask the wolf.  | Write some sentences to describe your favourite building. Remember to include describing words. | Look at the numbers on the doors. Which numbers are odd/ even? Can you count in 2s up to 20? Can you write the numbers? Can you count in 2s starting from 1? | With adult support, look at photos of homes around the world. What is similar/ different to your home? If you could, what question would you ask the person who lives there? RRSA Article 17 RRSA Article 30 | Make wax rubbings on different types of surfaces. Use the rubbings to create a building picture. Which colours/ textures did you use for which part of the building? Why? |

If you have any questions please speak to your class teacher.