









Weekly Homework: These tasks are expected to be completed weekly and are not optional - please see the purple ‘Home/ School Communication Book’.

Reading: When you are given a reading book, please read at home daily and bring your reading book in with you every day.

Homework: Please complete the task in your homework book. This will be given out on a Thursday and is due in the following Tuesday at the latest.

You may choose any of the following activities below in addition to your weekly homework task if you would like to. Challenge yourself! Can you complete at least one spicy activity? We will celebrate your wonderful work at the end of term!

	Communication & Language	Literacy	Mathematics	Understanding of the World	Expressive Arts & Design RRSA Article 31
<p>Mild</p> 	<p>Sing a nursery rhyme like Incy Wincy Spider, Tiny Caterpillar together with an adult. See if you can pair words with some actions. https://www.youtube.com/watch?v=caBB1ornMX0</p>  <p>Can you change the nursery rhyme eg. Incy Wincy spider climbed along the wall.....</p>	<p>Read ‘The Hungry Caterpillar’. Sequence the story (days of the week and the food he ate). . How much did he eat on each day? Draw a story map to show the sequence of events.</p>	<p>Use paints or colouring pencils to create symmetrical insects/butterfly pictures. How do you know it is symmetrical?</p>	<p>Go on a nature walk and find 5 different flowers – what is the same, what is different? Can you name the key parts? Take a picture or draw the ones you find.</p> <p>Global Goal 3</p>	<p>Create a picture using natural materials. Record using IT.</p>
<p>Hot</p> 	<p>Find a minibeast in your garden or local outdoor space. What words would you use to describe the way it looks and how it moves? Can you name the body parts?</p> <p>Global Goal 15</p>	<p>Read a non-fiction book about an animal of your choice. Write 3 facts about the animal. Use your knowledge of phonics to decode words. Remember to use finger spaces and full stops.</p> <p>RRSA Article 17</p>	<p>Collect natural objects that you find outside (leaves, twigs, feathers). Order by size. Sort the materials using your own criteria. Record.</p>	<p>Choose either a frog, butterfly or plant and look closely at the life cycle. What changes? Use the new vocabulary in a sentence. Eg. The caterpillar spins a cocoon.</p> <p>Global Goal 15</p>	<p>Create a suncatcher using environmentally friendly materials. Choose the location to place the suncatcher. Where have you chosen and why?</p> <p>Global Goal 12</p> 

<p>Spicy</p> 	<p>Look at the painting below. Talk to an adult about how you would feel if you were the tiger in the painting. What do you imagine you would see, smell, hear? Find the picture online: Tiger in a Tropical storm by Henry Rousseau</p>  <p>RRSA Article 13</p> <p>How do you feel when you look at the picture? Why?</p>	<p>Write sentences about an outdoor space that you feel is special. It could be your garden, your local park or a beach. Why is it special? How does it make you feel?</p> <p>Global Goal 3</p>	<p>Look at some pictures of mini beasts? How many different minibeasts did you find? Count how many legs they have each? How many legs are there altogether? Make a set that has 6 legs, 8 legs, 10 legs. Record. Could you make each set? Why?</p>	<p>Track a weather chart for each day of the week. What do you notice changes each day? What is the same?</p>	<p>Can you design a home/den for a wild animal? What resources would you use? How would you keep them alive, safe and warm?</p> <p>Use your design to create the den. Have you made changes? Why?</p> <p>RRSA Article 29</p>
--	---	---	---	---	--

If you have any questions please speak to your class teacher.