

Learning Project Term 4 Week 1 The Three Little Pigs

Age Range: EYFS

Stories from your teachers


Some of the teachers would like to share stories with their class. To enable this to happen, you need to log into your child's Purple Mash account, go to '2email' and read the terms and conditions of the platform called 'Flipgrid' which is what the teachers will be sending videos through. Once read, please reply to the email and digitally sign your name for the teacher to see. They will then send you a link to the video. You only need to confirm the terms once. Happy listening!

Purple Mash

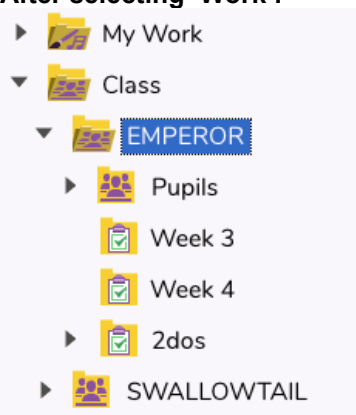
Even if you are focusing your learning by using this grid as opposed to the activities on Purple Mash, please ensure that you check your Purple Mash regularly for any emails or resources. Please note that the red notification symbol on the purple 'Alerts' bell is no longer active – you will need to click on the bell ('Alerts') for any notifications including comments from your teacher. You can also click '2Dos' for any new set. If you click on 'Work', then use the arrow drop-downs to select your class, then you can find your own folder where you can save things, your completed 2Dos, and a weekly folder where extra resources can be saved (for example maths activity sheets which used to be found on White Rose). Please see the below images to help you.

If you search for the app '2Email' you will be able to access your child's emails. Please make sure you check these for any key updates or information from your teacher.

Home bar:



After selecting 'Work':



Weekly Maths Tasks (Aim to do 1 per day)

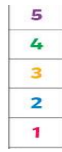
- Watch a Numberblocks clip each day at: [BBC](#) or [CBeebies](#). Use this guide [here](#) to give you ideas on what to do with your children whilst watching an episode.
<https://whiterosemaths.com/homelearning>
Watch a clip each day. The theme is Building 9 & 10.
Then complete the daily activities
- Make 5 playdough snakes. Decorate them and order them from shortest to longest. Which is the shortest, which is the longest?
EXT: Can you find another object that is equal to the length of the shortest/ the longest? Can you use a ruler to measure and record?

Weekly Reading Tasks (Aim to do 1 per day)

- Find a variety of books at home. Look at the front cover and talk about what can be seen. Does it have illustrations or photographs? Is it fiction or non-fiction? Justify. Open the book. Is there a Contents page? What does this do? Choose a section to read together.
- Remember to login to 'Reading Planet'.
- Visit this free site and read the books. [Learn to Read with Phonics | Starfall Education](#)
- Listen to and watch 'The Three Little Pigs'
<https://www.youtube.com/watch?v=JDYfnfUuD00>
- **Talk about the story** Think about the characters, the setting, the problems, solutions, WOW words.



- Make a horizontal number track to 10.



Gather 3 toys. Estimate the height and then measure against your number track. Were you correct? Record your answers.

Ext: Can you find ten toys to match the 10 numbers on your number track?

- Learn the days of the week. Join in with 'The Singing Walrus'.

https://www.youtube.com/watch?v=IPgTdgvi_jc&vI=en

Make a chart such as the one below.



- Read the story again. Can you find any of these key 'tricky words': The, they, she, he, me, my, said, no, go, come? Ext: How many times did you see them?
- Catch the Word: Start with 2 small balls. Tape a sight word (see above) on each ball. Play a simple game of catch, and each time your child catches a ball, she/he will read the word aloud. Add another ball and key word and keep the action going.

Weekly Phonics Tasks (Aim to do 1 per day)

- Revise sh, ch, th and ng.
<https://www.youtube.com/watch?v=nx2Tf9TE1bc>
<https://www.youtube.com/watch?v=8JmCrI4FHj8>
<https://www.youtube.com/watch?v=V-cvIZLNEBM>
<https://www.youtube.com/watch?v=94eOpBrVmwY>
- Write the digraphs, sh, ch, th, ng, on a piece of card. Place them around the room. Call out the sound and ask your child to write it on a piece of paper.
Ext: Ask your child to read a word containing that digraph.
- Print and read the comic
https://phonicsplaycomics.co.uk/comic_ph3_i_c_an_spot.html
- Play 'Swat the digraph'. Place the digraph cards on the floor. Call out a digraph and with a rolled-up piece of newspaper, run to the digraph and swat! Who is the quickest? Who is correct?

Weekly Writing Tasks (Aim to do 1 per day)

- Write descriptive words around the picture of the wolf. Think about how he looks, feels, smells and behaves! (See below) Remember to break each word into the smallest units of sound and write the sounds you can hear.
- Sequence the story of the Three Little Pigs. (See below) Each day write a sentence to match a picture. Remember to use capital letters at the beginning of the sentence and remember finger spaces and full stops.
- Each day write 'Tricky words': the, they, she, he, me, my, said, no, go, come.
 - Write them in crayon, in salt, paint, felt tip.
 - Use plastic letters to make the words.
- Handwriting skills and activities.
 - Thread pasta onto string.
 - Use tweezers to pick up raisins.
 - Pass marbles from one hand to the other.

Learning Project - to be done throughout the week

- **Pig House**

- Use old cartons or boxes. Cut windows and doors from the carton.
- Open up the box and turn it inside out. This is called the 'net'. Look at and name the shapes. Tape it together and paint the house.
- Decorate the inside walls with wallpaper or drawings.
- Make curtains out of fabric scraps.

- **Blown Away**

Choose 5 items. Hold and compare the items. Remember to use the vocabulary, light, lighter, lightest, heavy, heavier, heaviest.

- Can you predict which items would be blown away by the wolf's huffing and puffing?
- Record your predictions in a table. Draw and label the items.
- Test! Huff and puff! If you are allowed, perhaps you could use a hairdryer!
- Measure how far each item travels.

- **Block Area**

Use wooden blocks or Lego and construct different homes.

- **The Three Little Pig Home Construction**

- Use building materials such as sticks, straw, Lego blocks, glue, tape and construction paper and rebuild the pigs' houses.
- Construct a house strong enough so that the wolf won't be able to blow it down!

- **Science Exploration**

Use balance scales and have samples of straw, sticks, and small pieces of brick to weigh. Which is the heaviest, the lightest? Can you put them in order of weight?

- **Home Sweet Home**

- Collect different pictures of homes. Real estate brochures and home improvement magazines are a great source. Mount pictures on cardboard.
- Sort the pictures by house size, number of doors, windows, type of roof, single family, multi family, etc.

- **Let the show begin**

- Cut out the puppets (see below) and tape the characters onto wooden spoons.
- Make theatre tickets and sell them!
- Retell the story.

- **What should I pack? What do I need?**

- What would you put in your bag if you went away for the night?
- What would you pack for your lunch?
- Visit this site and consider 'wants and needs': <https://schools.fairtrade.org.uk/teaching-resources/basic-needs-a-lesson-kit-for-primary-schools/>
- Could you design a 'Fairtrade lunch' for the pigs?

PSHE: 'Cosmic yoga to calm their minds' https://www.youtube.com/watch?v=on_9AhPQigE

Fairtrade Fortnight: Visit the website <https://schools.fairtrade.org.uk/teaching-resources/pablo-the-super-banana/>



Additional learning resources parents may wish to engage with

Please refer to the 'Online Learning Resources' document on the home learning page, for additional activity ideas; these are split by topic / area of interest.

[Classroom Secrets Learning Packs](#) - These packs are split into different year groups and include activities linked to reading, writing, maths and practical ideas you can do around the home.

[Twinkl](#) - to access these resources click on the link and sign up using your own email address and creating your own password. Use the offer code UKTWINKLHELPS.

[Headteacherchat](#) - This is a blog that has links to various learning platforms. Lots of these are free to access.



WANTED



Last Seen:

Crime:

Eye Colour:

Hair Colour:

Clothes:

Name: _____



