

# Learning Project Term 4 Week 2 World Book Day

**Age Range: EYFS**

## Stories from your teachers

Some of the teachers would like to share stories with their class. To enable this to happen, you need to log into your child's Purple Mash account, go to '2email' and read the terms and conditions of the platform called 'Flipgrid' which is what the teachers will be sending videos through. Once read, please reply to the email and digitally sign your name for the teacher to see. They will then send you a link to the video. You only need to confirm the terms once. Happy listening!

## Purple Mash

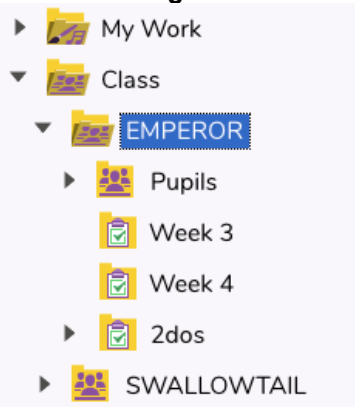
Even if you are focusing your learning by using this grid as opposed to the activities on Purple Mash, please ensure that you check your Purple Mash regularly for any emails or resources. Please note that the red notification symbol on the purple 'Alerts' bell is no longer active – you will need to click on the bell ('Alerts') for any notifications including comments from your teacher. You can also click '2Dos' for any new set. If you click on 'Work', then use the arrow drop-downs to select your class, then you can find your own folder where you can save things, your completed 2Dos, and a weekly folder where extra resources can be saved (for example maths activity sheets which used to be found on White Rose). Please see the below images to help you.

If you search for the app '2Email' you will be able to access your child's emails. Please make sure you check these for any key updates or information from your teacher.

Home bar:



After selecting 'Work':



**Weekly Maths Tasks (Aim to do 1 per day)**

**Weekly Reading Tasks (Aim to do 1 per day)**

- Watch a Numberblocks clip each day at: [BBC](#) or [CBeebies](#). Use this guide [here](#) to give you ideas on what to do with your children whilst watching an episode.

White Rose. Watch a clip each day. The theme is 9 and 10. Then complete the daily activities <https://whiterosemaths.com/homelearning/early-years/building-9-10-week-1/>

Can you count and find 10 of your favourite books? Put them in order and use the language, first, second, third etc. to explain your choices.

Have a look at the picture. Can you make something similar? How many sections are there? How many objects did you collect in each section? Can you count the total number of things you found?



Here is a ten frame. Could you explore different ways of making 10 using your toys?



Could you write number 0-10 down one side of your paper, then 10-0 down the other side. Draw a line between the number bonds to 10 e.g. 9 and 1, 8 and 2. What do you notice? Is there a pattern?

Practise counting down from 10 – 0, by singing this song: <https://www.youtube.com/watch?v=DEHBrmZxAf8>

- Find a variety of books at home. Look at the front cover and talk about what can be seen. Does it have illustrations or photographs? Is it fiction or non-fiction? Justify. Open the book. Is there a Contents page? What does this do? Choose a section to read together.

Remember to login to 'Reading Planet'.

Visit this free site and read the books. [Learn to Read with Phonics | Starfall Education](#)

What is an author? What is an illustrator? Which is more important? Would you enjoy a book with no pictures? You might enjoy this one <https://www.youtube.com/watch?v=EZwY5BeYcyo>

Look at the 10 books you chose in Maths. Are any of them by the same author? Why do you like their stories?

Can you retell your favourite story to a grown up? You could use props or toys to help you retell your story. Why not add some sound effects?

### Weekly Phonics Tasks (Aim to do 1 per day)

Revise the sounds: ai, ee, igh, oa

- <https://www.youtube.com/watch?v=EQGObQTTR-g>
- <https://www.youtube.com/watch?v=du3incCU6Xc>
- [https://www.youtube.com/watch?v=8Qy0VtMS\\_FM](https://www.youtube.com/watch?v=8Qy0VtMS_FM)
- <https://www.youtube.com/watch?v=tbLTgyrC3eg>

Play silly soup, adding in words or objects that include this week's sounds.

Hide your sound cards around the room and take turns with your partner to direct them to the

### Weekly Writing Tasks (Aim to do 1 per day)

See below. Writing tasks this week are linked to different stories and related activities.

Could you play tricky word hopscotch?



card. Can they say the sound? Can they think of a word that includes the sound?

Play this game with an adult to revise the days of the week, in the correct order. Can you read any of the days? You could try using the initial letter sounds.


<https://www.roythezebra.com/reading-games/high-frequency-words-days.html>

Revise the tricky words

<https://www.youtube.com/watch?v=R087IYrRpgY>


### Learning Project - to be done throughout the week

This week, we thought it would be fun to celebrate World Book Day all week and enjoy some of our favourite stories.



**Oi Frog!** By Kes Gray and Jim Field <https://www.youtube.com/watch?v=ltLi6xx4YEY>

- Oi frog is a rhyming book. Do you know any other rhyming stories? Can you think of any words that rhyme with bed, pen, chair, car, book? Write your words.
- In the story, frogs sit on logs but what lives underneath logs? Go on a mini beast hunt. Carefully roll the log away. What insects can you see in the habitat? Be sure to gently replace the log to where you found it. When you get home have a go at drawing what you saw. Could you label your picture?
- Sing the song 5 Little Speckled Frogs [https://www.youtube.com/watch?v=WSC-gHBU\\_d0](https://www.youtube.com/watch?v=WSC-gHBU_d0) Look at the number sentences – can you work out the answers? Use your fingers to help you.
- Play musical logs. Create some log shapes on the floor using paper, cushions, or blankets. Jump and move like a frog in time to the music. When the music stops, you must sit on a log!



**Five Minutes' Peace**, by Jill Murphy [https://www.youtube.com/watch?v=2\\_0S-wmpF48](https://www.youtube.com/watch?v=2_0S-wmpF48)

- Listen to the story – which bits did you enjoy? Why? What did Mrs Large want and why?
- Could you make an elephant mask (see ideas below)? What paint colours would you mix to make grey? Could you do some colour mixing to explore?
- Do you have any grey clothes? Could you dress up as one of the characters from the story?
- Wild elephants can be found in many African countries. Can you try to learn these African dance moves? <https://www.youtube.com/watch?v=Ewqg-3xJFdI> it is tiring but lots of fun!




**Stick Man** <https://www.youtube.com/watch?v=QUdtUIr5jrk>

- Do you like this story? Can you explain your opinion using the sentence 'I liked/didn't like the story

because...'. Try and write your sentence with a grownup.

- Could you draw your own family, like stick man and his family? Think about the size of each family member. Who is the tallest? Who is the shortest? How else can you tell who is who?
- When you are outside on a walk, look at the sticks – can you find one that looks like Stickman?
- If you find a selection of sticks, could you compare them using mathematical language like small, medium, large, long/longer/longest, short/shorter/shortest?



**Owl Babies** <https://www.youtube.com/watch?v=TPQRiSTYFHo>

- This story is about a family of owls. What were the 3 owlets called? Who was your favourite character in the story? Why did you choose them?
- Owls are nocturnal. What does this mean? Can you name 5 more nocturnal animals? Could you use the internet to help you research?
- Could you create a fact sheet or mini non-fiction book about owls and nocturnal animals? You could use the mini book template below.
- Could you make a healthy owl themed snack (see pictures below)?
- Maybe you could tear pieces of paper to create an owl collage (see pictures below).

### What's your favourite book?

- Could you make a video about why it is your favourite book? Maybe you could send it to a family member or friend? It might encourage them to read it themselves.
- Could you dress up as a character as your favourite book? Send us a picture via Purple Mash – we would love to see your costume!
- **PSHE:** Mrs Large wanted 5 minutes peace. What does that feel like? Try this 5-minute mindfulness meditation for kids [https://www.youtube.com/watch?v=VZ\\_wdeog5Ek](https://www.youtube.com/watch?v=VZ_wdeog5Ek) how do you feel afterwards? Maybe your grown up could have a cup of tea while you do this!
- **RE:** this term we learn about the Christian festival of Easter. Watch this video <https://www.bbc.co.uk/bitesize/topics/ztkxpv4/articles/z4t6rj6> what is your favourite Easter tradition? If you would like, you can colour the Christian cross below, or draw and decorate your own.
- **Collective Worship:** [Share The Man who came Back Spring Term \(2\) week 2 - YouTube](#)

### Additional learning resources parents may wish to engage with

Please refer to the 'Online Learning Resources' document on the home learning page, for additional activity ideas; these are split by topic / area of interest.

[Classroom Secrets Learning Packs](#) - These packs are split into different year groups and include activities linked to reading, writing, maths and practical ideas you can do around the home.

[Twinkl](#) - to access these resources click on the link and sign up using your own email address and creating your own password. Use the offer code UKTWINKLHELPS.


[Headteacherchat](#) - This is a blog that has links to various learning platforms. Lots of these are free to access.



1

unvollständig

fold



2



fold



2



3

# IT'S WORLD BOOK DAY!



In 2021 World Book Day, just like everything else, will be different. Here are lots of ideas to have a fun World Book Day in lockdown.

<p>Make a bookmark</p> 	<p>Write a letter to your favourite character.</p> 	<p>Make a potato character.</p> 	<p>Bake a creation</p> 
<p>Competition - making 'book nooks'</p> <p><a href="https://www.buzzfeed.com/christopherhudspeth/book-nooks-bookcases-shelves-creative-art-diy">https://www.buzzfeed.com/christopherhudspeth/book-nooks-bookcases-shelves-creative-art-diy</a></p> 	<p>Make a comic</p> 	<p>Retell a story to somebody you live with - why not dress up and get into character?</p> 	<p>Make a prop from your favourite story.</p> 
<p>Make finger and retell your story with them.</p> 	<p>Create a setting for a story using an old shoebox.</p> 	<p>Create story characters from empty toilet rolls.</p> 	<p>Read a story to your pet or your cuddly toy!</p> 
<p>Draw a scene from your favourite story.</p> 	<p>Draw your favourite character.</p> 	<p>Write a diary entry pretending to be your favourite character.</p> 	<p>Create a sock puppet and retell the story.</p> 