


# Year 1 Phonics Screening



St. Andrew's  
Information for parents













































# What is phonics?

- Children are taught to read by breaking down (segmenting) words into separate sounds or 'phonemes'. They are then taught how to blend these sounds together to read the whole word.



Children have a 20 - 25 mins phonics lesson each day and they are encouraged to use these strategies to read and write in all areas of the curriculum.



|   |  |   |  |   |   |  |   |   |   |  |  |  |  |
|---|--|---|--|---|---|--|---|---|---|--|--|--|--|
| a<br>        | o<br>       | x<br>          | t<br>           | e<br>              | p<br>              | r<br>     | i<br>   | n<br>  | m<br>    | h<br> | b<br> | d<br> | g<br> |
| s ss<br>     | c k ck<br>  | q qu<br>       | u oo<br>        | j<br>             | y<br>            | ch<br>  | sh<br> | th<br> | w wh<br> |  |  |  |  |
| v<br>        | f ff ph<br> | ow ou<br>      | l ll<br>        | oa ow oe o e<br> | oo ue ew u e<br> | ar<br>  |   |   |   |  |  |  |  |
| ng<br>       | z zz<br>    | ai ay a e<br>  | ear<br>         | igh ie i e<br>   | ee e e ea<br>    | air<br> |   |   |   |  |  |  |  |
| ure<br>    | oi oy<br> | or aw au<br> | er ur ir<br> | I no go the to into<br>he she we me be was  |   |  |   |   |   |  |  |  |  |
| you they all are my her said have like so do come some<br>were there little one when out what |  |   |  |   |   |  |   |   |   |  |  |  |  |

# Why are the children being screened?

- Every Year 1 child in the country will be taking the phonics screening check in the same week in June.
- The aim of the check is to ensure that all children are able to read by the end of year two.
- This ensures that we have a clear understanding of what the children need to learn in year 2.



# What will the children be expected to do?

- The check is very similar to tasks the children already complete during phonics lessons.

- Children will be asked to 'sound out' a word and blend the sounds together. eg d-o-g - dog



- The focus of the check is to see which sounds the children know and if they are able to blend unfamiliar words. Therefore the children will be asked to read made up 'alien' words.



# Examples of words:

in

at

beg

sum


ot



vap



osk



ect





# How will the children be tested?

- The children will complete the check one at a time in a quiet area of the school.
- The class teacher will conduct all of the screening checks with the children.
- The screening should only take 5-10mins with each child.



Shhhhhh!



# How can you help?

Encourage your child to 'sound out' when reading or writing. Focusing particularly on spotting more unusual sound patterns.

Eg

Digraph 2 letters making one sound

cow

Trigraphs 3 letters making one sound

night

Split digraphs- 2 vowels with a consonant inbetween  
Used to be known as the magic e!

time - i\_e





# How can you help?

- Encourage your child to use their sound mat when writing and use their actions to find the sound they need.
- Encourage children to write sound buttons on words to identify digraphs and trigraphs

e.g. **goat**  
● — ●

**night**  
● — ●



# How can you help?

- REMEMBER: Phonics is not the only thing needed to become a fluent reader.
- Please continue to read with your child each night and encourage them to:
  - Sound out and use sound buttons
  - Re-read to check it makes sense.
  - Use pictures for clues.
  - Ask questions about the book.
- And most importantly ENJOY READING!



# Useful websites...



[www.phonicsplay.co.uk](http://www.phonicsplay.co.uk)



Thank you...

Any questions?

