

Year 3- Term 5-The Stone Age Homework, challenges and home learning







Weekly Homework: These tasks are expected to be completed weekly and are not optional.

Spelling: Please see the spelling sheet provided each week. This will be given out on a Friday and is due in the following Friday.

Reading: Please read at home daily and bring your reading book in with you every day.

Times Tables: Please practice your times table each night until you can answer questions quickly.

You may choose any of the following activities below in addition to your weekly homework tasks if you would like to. Challenge yourself! Can you complete at least one spicy activity? We will celebrate your wonderful work at the end of term!

	English	Maths	Topic	Science: Rocks	Art
Mild 	Play, 'What has changed?' to practise the present perfect tense. Arrange 10 objects on a tray, ask your friends to close their eyes, and move or take out one object. Can they see what has changed?	Find a website such as Amazon or use a printed catalogue. What would you buy if you had £10 as a birthday gift. How much change would you get?	Make a poster about the animals of the Stone Age, including pictures and information about their size and appearance. Try to find out about some of these animals: Woolly Mammoth, Smilodon, Dire Wolf, and Giant Kangaroos or other animals. Some information can be found here: Animals Of The Stone Age List With Pictures & Facts	Draw diagrams to show how sedimentary and igneous rocks are formed. Find out about rocks here: Types of rocks	Draw a Woolly Mammoth. Ideas can be found here: Draw a mammoth
Hot 	Use the present perfect tense to write ten sentences about the things you have done. For example, I have visited London. I have eaten sushi. I have played football for Chinnor Youth. I have explored Chinnor Hills with mum and dad. Include one lie and see if friends and family can spot which one is not true.	Look at the shopping receipt for a weekly food shop. What are the most expensive items and what are the cheapest items? Try and work out the cost of one family meal. Global Goal 4	Make a model of a Stone Age house. Use information from this video to help you: Butser Ancient Farm Stone Age House . Try to include these features in your model: thatch roof, animal skins, animal skulls, stone spears, clay pots. RRSA Article 7	See if you can find out how rocks are used by people. What rocks are used where, for what purposes? Start your ideas by looking here: uses of rocks .	Make a Stone Age cave painting. How to make one can be found here: how to make a Stone Age cave painting
Spicy 	Write an autobiography of your life. Think of five important life events that have happened to you that have been important. Why were these events important? Write about these important life events.	Plan a holiday for your family. Include the cost of accommodation, travel, food, entertainment, and insurance. How much would it cost?	Make a model of Stonehenge, which was started during the Stone Age. If you can include the following features: the outer circle, Bluestone inner circle, horseshoe of larger stones and the altar. You can find pictures and information about Stonehenge here: Stonehenge information	Look for examples of erosion of rocks and man-made materials around Chinnor. Take photos and explain how this erosion has happened. Find out about erosion here: erosion of rocks 	Make a drawing of Stonehenge. A step by step guide can be found here: how to draw Stonehenge

If you have any questions, please speak to your class teacher.