

Year 3-Term 3-Egyptians Homework, challenges and home learning






Weekly Homework: These tasks are expected to be completed weekly and are not optional.

Spelling: Please see the spelling sheet provided each week. This will be given out on a Friday and is due in the following Friday.

Reading: Please read at home daily and bring your reading book in with you every day.

Times Tables: Please practice your times table each night until you can answer questions quickly.

You may choose any of the following activities below in addition to your weekly homework tasks if you would like to. Challenge yourself! Can you complete at least one spicy activity? We will celebrate your wonderful work at the end of term!

	English	Maths	Topic	Science: light	Art
Mild 	Play, 'What has changed?' to practise the present perfect tense. Arrange 10 objects on a tray, ask your friend to close their eyes, and move or take out one object. Can they see what has changed?	Time how many different things you can do in one minute: for example, how many star jumps can you do? How many times can you write your name?	Create a timeline for Ancient Egypt, adding dates for these events: first pyramid built, the building of the Great Sphinx, hieroglyphs used to record trade, first settlers arrive in the Nile Valley, and other dates you think are important.	Find out what transparent, translucent and opaque mean. Try to find examples around your house and garden of materials that are transparent, translucent or opaque.	Draw around your hand and design a henna pattern, like the ones shown here: Henna Hand Designs Can you create any symmetry in your patterns?
Hot 	Use the present perfect tense to write ten sentences about the things you have done. For example, I have visited London. I have eaten sushi. I have played football for Chinnor Youth. I have explored Chinnor Hills with mum and dad. Include one lie and see if friends and family can spot which one is not true.	Look at travel journeys from Chinnor, using this website: Route Planner Find five places you would love to visit this summer and record how long the car journeys would take.	Find pictures from Ancient Egypt that show children's lives. What can you tell from the photographs and pictures? Try to make four deductions about each historical source.	Create shadow puppets, like the examples here: Making Shadow Puppets Write a play scene for your puppets and act out the play using shadows.	Look at an example of Indian block printing here: Block Printing of Fabrics Use the printing technique demonstrated here: Vegetable Block Printing to print some of your own designs inspired by Indian block printing. Ask your parents to help you cut the vegetables.
Spicy 	Think of different fairy tales and what has happened to the characters since the story has ended. For example, what has Red Riding Hood done since she was rescued from the Wolf? What has she worked as? What has she done with her free time? What has she done to encourage other children to follow rules?	Plan a day out in London, perhaps to visit HMS Belfast. Find out the time you'd need to get up, leave your house, catch a train, arrive in London, how long the underground journey might take, etc.	Find out how mummies were made and make a mummy model. Make a sarcophagus to put it in. Here is a method to make mummies that you could use: Make a mummy	Devise an experiment to find out which colours reflect light the best. Design a jacket that with the most reflective colours that would be good to use in winter when it darker for longer periods.	Try to create a free-standing elephant model. Here is a simple example you could make: 3d paper Elephant . Decorate it with patterns that you might see at an Indian elephant festival.

If you have any questions, please speak to your class teacher.

