



Weekly Homework: These tasks are expected to be completed weekly on Purple Mash & Spelling Shed and are not optional.




Spelling: Spellings are set weekly on Spelling Shed and are additionally sent home on paper.

Reading: Please read at home daily and bring your reading book & reading diary in with you every day.

Math Homework: Please complete the Math tasks set on Purple Mash each week. These tasks could consist of uploaded worksheets, quizzes, or problem solving & reasoning challenges etc. A mock Multiplication Timetables Check (MTC) is set daily for the whole year.

All homework is set on a Friday and is due in the following Thursday. Spellings will be tested in class every Thursday.

You may choose any of the following activities below in addition to your weekly homework task if you would like to. Challenge yourself! Can you complete at least one spicy activity? We would love to celebrate your wonderful work in class!

	English	Maths	Topic - Tudors	Science: Electricity	Art/DT
Mild 	Have a go at writing your own newspaper article on either a recent event that's happened in your own life or about a big event in the Tudor times. You could adapt the article we have learnt in class.	Practice your times tables on TT Rockstars or Hit the Button .	Create a fact file on a Tudor monarch of your choice.	Complete the activities and quizzes on Electricity on BBC Bitesize .	Draw and paint a self-portrait of yourself in the style of Hans Holbein.
Hot 	Write a playscript for a Shakespearean play (not Twelfth Night as we're writing this in class!). Don't forget to include the features of a playscript we've learned in class!	Make a multiplication fortune teller to help you practise your times tables. Here's some examples to help you get started.	Draw out the Tudor family tree. Make sure to include all the monarchs. Can you trace it back to the War of the Roses or forward into the Stuart house?	Make a house out of a cardboard box. Can you wire up the house with electric circuits to power any lights or motors you may need? Here's some examples to help you get started.	Create a collage a Tudor rose. What different material can you use? Try to use as many different materials as you can – try not to use paper as we'll be using this in class.
Spicy 	Imagine you're living in Tudor times! Write a diary entry of the day in the life of a Tudor. You could choose to be rich or poor. You could choose to focus on a big event that happened in the Tudor times.	Get the tape measure out and see if you can work out the area of your garden or local park! What other places could you find out the area for?	Research the Tudor period and create a PowerPoint about what you've learnt. Here are some different elements to research to get you started: Christmas, food, crime & punishment, explorers, houses, clothes, & children.	Can you produce electricity from a fruit or vegetable? Have a go at making a veggie powered circuit at home – here's a link to get you started! 🔗 AMAZING EASY Lemon Battery Experiment for Kids (123homeschool4me.com)	We will be making a light up Christmas card in class using an electrical circuit. What other pictures and objects can you make incorporating a light-up circuit?

If you have any questions please speak to your class teacher.