



**Weekly Homework:** These tasks are expected to be completed weekly on EdShed and are not optional.




**Spelling:** Spellings are set weekly on Spelling Shed.

**Reading:** Please read at home daily and bring your reading book in with you every day.

**Math Homework:** Please complete the Math tasks set on EdShed.

**All homework is set on a Friday and is due in the following Friday. Spellings will be tested in class every Friday.**

You may choose any of the following activities below in addition to your weekly homework task if you would like to. Challenge yourself! Can you complete at least one spicy activity? We would love to celebrate your wonderful work in class!

	English	Maths	Topic – Anglo-Saxons & Vikings	Science: Animals including Humans	Art/DT
<p>Mild</p> 	<p>This term we will be writing a discussion text. Have a discussion or debate at home on an important topic of your choice.</p>	<p>Practice your times tables on <a href="#">TT Rockstars</a> or <a href="#">Hit the Button</a>.</p>	<p>Complete the activities and quizzes on Anglo-Saxons on <a href="#">BBC Bitesize</a>.</p>	<p>Complete the activities and quizzes on Animals including Humans on <a href="#">BBC Bitesize</a>.</p>	<p>Anglo-Saxon's weaved lots of their clothes and blankets, see if you can have a go at weaving something at home!</p>
<p>Hot</p> 	<p>Research Anglo-Saxon &amp; Viking myths &amp; legends. Have a go at writing your own myth or legend!</p>	<p>Play some fraction &amp; decimal games on <a href="#">TopMarks</a>.</p>	<p>Create a fact file on an Anglo-Saxon monarch of your choice. You could choose from one of these rulers (Alfred the Great; Ethelred the Unready; Cnut the Great; or Edward the Confessor) or research an Anglo-Saxon king of your choice as there were lots of different Anglo-Saxon kings!</p>	<p>Have a go at this tooth decay experiment at home (<a href="#">Tooth Decay Experiment</a>).</p>	<p>Look at some Google images of Saxon brooches. How are they decorated? Design your own Saxon brooch. Make it from cardboard. Cut it into a circle shape and glue pieces of string or wool onto the circle to form patterns. Then cover the brooch with foil to get a realistic effect.</p>
<p>Spicy</p> 	<p>Write a diary entry of what it was like living in the Anglo-Saxon times. What were their houses like? What food did they have to eat? What clothes did they wear?</p>	<p>Make a fraction wall to help you practice your equivalent fractions. <a href="#">Here's some examples</a> to help you get started.</p>	<p>Research the Anglo-Saxon &amp; Viking period and create a PowerPoint about what you've learnt. Here are some different elements to research to help you get started: food, crime &amp; punishment, explorers, houses, clothes, &amp; children.</p>	<p>Have a go at one of these digestive system experiments at home (<a href="#">Digestive System Experiments</a>).</p>	<p>Have a go at making an Anglo-Saxon house (or village!) using arts &amp; craft materials.</p>

**If you have any questions please speak to your class teacher.**