



Home Learning Year 1 Term 4
Topic – Dinosaurs

Age Range: Year 1


Extra Daily Support

BBC Bitesize have daily learning support via their website, iPlayer and the television via the red button. Click here for information on how to watch / access. Click here for a daily timetable, then select which lessons you wish to participate in. The Year 1 lessons, in particular Maths, are extremely helpful for the learning your child will need to do. Click here for the additional resources to support each lesson from the week.

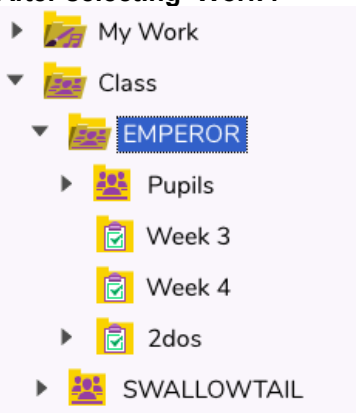
Purple Mash

Even if you are focusing your learning by using this grid as opposed to the activities on Purple Mash, please ensure that you check your Purple Mash regularly for any emails or resources. Please note that the red notification symbol on the purple 'Alerts' bell is no longer active – you will need to click on the bell ('Alerts') for any notifications including comments from your teacher. You can also click '2Dos' for any new set. If you click on 'Work', then use the arrow drop-downs to select your class, then you can find your own folder where you can save things, your completed 2Dos, and a weekly folder where we save resources. If you search for the app '2Email' you will be able to access your child's emails. Please make sure you check these for any key updates or information from your teacher.

Home bar:



After selecting 'Work':



Weekly Maths Tasks (Aim to do 1 per day)

Warm-ups and general:

- Play Hit the Button - number bonds, halves, doubles and times tables. https://www.topmarks.co.uk/mathsgames/hit-the-button
Daily Maths lessons on BBC Bitesize - https://www.bbc.co.uk/bitesize/articles/zxkbsk7
https://home.oxfordowl.co.uk/kids-activities/fun-maths-games-and-activities/ - look at the activities for ages 5-6.
http://www.crickweb.co.uk/ks1numeracy.html
Watch Numberblocks episodes on BBC iPlayer https://www.bbc.co.uk/iplayer/episodes/b08bzfnh/numberblocks?seriesId=b0bls7vy

Weekly Reading Tasks (Aim to do 1 per day)

- Read or share a variety of books at home. This can be reading a book aloud or sharing a book with an adult.
Read some of the stories that have been set on Rising Stars Reading Planet
Oxford Owl has a free eBook library with books at all reading levels https://www.oxfordowl.co.uk/for-home/find-a-book/library-page/
Choose and complete an activity from http://www.lovelybooks.co.uk/complete-list-books-activity-pages
Listen to a story from CBeebies Bedtime Stories on BBC iPlayer https://www.bbc.co.uk/iplayer/episodes/b00jdlm2/cbeebies-bedtime-stories

Weekly Phonics/Spellings Tasks (Aim to do 1 per day)	Weekly Writing / Literacy Tasks (Aim to do 1 per day)
<ul style="list-style-type: none"> Phonics Play- https://www.phonicsplay.co.uk/resources/phase/2/buried-treasure - read the words and keep the treasure. Use Alphablocks, Mr Thorne Phonics or Farr Phonics on YouTube for recapping sounds children find tricky Purple Mash will have weekly spellings to learn and be tested on. Work on high frequency words: https://www.twinkl.co.uk/resource/t-l-4541-100-high-frequency-words-word-mat Mr MC Phonics - https://www.youtube.com/channel/UCTcZnyuTeovIznioLRo0GOA 	<ul style="list-style-type: none"> Watch our 'Dinosaurumpus' book at home: https://www.youtube.com/watch?v=r_gk8KE8D8w Re-tell or perform the story to an adult. Write some descriptive, rhyming alliterative phrases about a dinosaur of your choice, 'My dinosaur is.....' Read some information texts about dinosaurs to find new facts. Try to remember them or write them down in sentences. Draw a picture and describe a character from your favourite story book

Topic Learning Projects- To be done throughout the week

These activities reflect our topic of 'Dinosaurs'.

Science – Pupil led investigations:

<https://sciencebob.com/bend-water-with-static-electricity/> - bending water with electricity

<https://sciencebob.com/make-your-own-volcano/> - exploding volcano

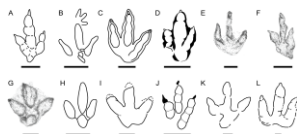
<https://sciencebob.com/try-some-lava-in-a-cup/> - lava cup

Art:

https://www.youtube.com/watch?v=J2H_bnLhWPs

Make a paper plate dinosaur (watch the video). Add extra parts if you would like – plates, horns, spikes etc. Add patterns with pen on top of the paint or with coloured paper

Create dinosaur foot prints on paper with charcoal, black pen, or chalks on coloured paper.



History:

Watch Andy's Top 5 dinosaurs: <https://www.youtube.com/watch?v=tRvM-Ohu8R0>

How many can you name?

Watch this video about Mary Anning: <https://www.youtube.com/watch?v=u9Nb543MvV0>

Watch the video of the book 'When Sue found Sue', about Sue Henderson, the explorer:

<https://www.youtube.com/watch?v=54oxMPLrEU4>

RE - Christianity:

Our big question this term is 'Why was Jesus welcomed like a King on Palm Sunday?'

Watch the videos about the Easter Story (<https://www.youtube.com/watch?v=Wnbo2AmS3OI>) and Palm Sunday (<https://www.bbc.co.uk/bitesize/clips/zy2hyrd>). Draw a picture showing the key parts of the Easter story adding labels and captions.

PSHE:

Catch it! Bin it! Kill it! Why is it so important that we wash our hands? Listen to the Washy washy clean song <https://www.youtube.com/watch?v=zxIQn7KaCNU>

Gonoodle has various fun exercises and brain breaks:

<https://www.youtube.com/channel/UC2YBT7HYqCbbvzu3kKZ3wnw>

Cosmic Kids have lots of yoga and mindfulness activities for kids:

<https://www.youtube.com/user/CosmicKidsYoga>

P.E:

Continue with Joe Wicks 5 min work outs to warm up.

<https://www.youtube.com/watch?v=d3LPrhI0v-w>

Use the BBC radio programme 2 to focus on moving like a dinosaur.

<https://www.bbc.co.uk/programmes/b03g6hbx/episodes/player>

Record your movements and upload onto PM for us to see which dinosaurs you are being!

Cool down: Stretches and slow yoga breathing.

<https://www.youtube.com/watch?v=d6aaXR1x6dg> – dinosaur pose

Music:

Go through the PowerPoint and learn the different dinosaur songs to familiar songs.



dino songs ppt.ppt

Computing:

- Animated story books – Go back to 2Create a Story and add in sound into your animated story.
- Add a background to each page.
- Add in more pictures and animate them. Share the story with someone else.

Additional learning activities you may wish to try:

- Enjoy a live singing session - <https://www.youtube.com/singup>
- Have a look around for different birds - https://www.rspb.org.uk/fun-and-learning/for-teachers/schools-birdwatch/?channel=paidsearch&gclid=CjwKCAjw5fzrBRASEiwAD2OSV-5pOaJQFDQ6VLL140u6uhN38mXbrQdGDR0hhepoOa5K5zrEUQArehoCQ0MQAvD_BwE
- This is to remind your children to take a break from the internet (Taking a minute for mindfulness) <https://www.youtube.com/watch?v=FNQmo0LF6YY>
- Please remind your children about online safety and make sure that they are supervised when on a tablet or laptop.

You are doing a great job! Thank you for all your support!
Year 1 Team.