



Year 1 Timetable

<p>Mon</p>	<p>English: Watch the 2 Flipgrids – 1 – the reading of the dinosaur story you will be thinking about. 2 – telling you what your LO for the lesson is and the activity to follow.</p> <p>Think about the story and which parts you liked or didn't and why. Think about the main characters. Did you have a favourite? Why? Create at least 1 sentence in your head to explain why.</p> <p>Draw a picture of the character and write at least 1 sentence about it and why it is your favourite.</p> <p>Some of you may want to write a 'paragraph' This is a group of sentences all about one thing. Have a go!</p>	<p>Phonics – see table</p>	<p>P.E: Warm up – Joe wicks Discuss heart, stamina, muscles etc. https://www.youtube.com/watch?v=d3LPrhI0v-w</p> <p>Use the BBC radio programme lesson no 2 to focus on moving like a dinosaur. https://www.bbc.co.uk/programmes/b03g6hbx/episodes/p_layer</p> <p>See if an adult in your house can record you moving like a dinosaur and upload to PM. Have fun!</p> <p>Cool down: Stretches and slow yoga breathing. https://www.youtube.com/watch?v=d6aaXR1x6dg – dinosaur pose</p>	<p>History/Geography: Today we are learning all about fossils! Watch this video of William Whiskerton the rat going fossil hunting: https://www.bbc.co.uk/teach/class-clips-video/geography-ks1-ks2-fossil-hunting-along-the-jurassic-coast/zbbrkmn</p> <p>Discuss Do you remember where Lyme Regis is? Could you point to it on a map? What is a fossil? Do you remember the name of the swirl shaped fossil they found on the beach? Have a go drawing or making your own fossil. You can use the instructions on Purple Mash, draw your own or use the colouring sheets.</p>
<p>Tues</p>	<p>Maths Today we are keeping on practising our numbers to fifty and looking at finding one more and one less.</p> <p>Watch the Big Numbers Song – how many do you know? https://www.youtube.com/watch?v=e0dJWfQHF8Y</p> <p>Watch the recorded lesson on Flipgrid</p>		<p>Art/DT: Look at dinosaur skeleton images online. Look at the shapes, structures and patterns that make up their bodies.</p> <p>Create a dinosaur skeleton image/ sculpture using:</p> <ol style="list-style-type: none"> 1 - art straws on black paper 2 - chalk on black paper 3 – dried pasta on coloured paper 4 – pipe cleaner model 	





Year 1 Timetable

	<p>Play the Dinosaur Egg Game (you will need the Egg Nest mat and Numbers to 50 cut outs). Take it in turns with a someone in your family to choose a dinosaur egg with a number and place it in the middle of the nest. Find the eggs that are one more and one less than this number and place them on either side of the egg in the nest.</p> <p>Once you have finished playing, have a go at the One More, One Less worksheet on Purple Mash.</p>				
<p>Weds</p>	<p>Maths: Today we are comparing and ordering numbers within 50.</p> <p>Watch the video on YouTube to remind you about your greater than and less than symbols – don't forget which way round they go!</p> <p>https://www.youtube.com/watch?v=ka9zbPcqXBI</p> <p>Watch the recorded lesson on Flipgrid</p> <p>Start working on the Dinosaur maths activity book. If you finish that have a go at the Order Numbers within 50 worksheet as well.</p>		<p>PE - Can you run for 3 minutes without stopping? Can you run for 5 mins without stopping? You can run around your garden or the park.</p> <p>If you have a ball and a partner can you roll your ball to them? See how many times you can send and receive it along the floor/ground without missing your partner. If you do not have a partner use 2 objects to create a space to roll the ball between.</p>	<p>French BBC Bitesize French:</p> <p>https://www.bbc.co.uk/bitesize/subjects/zr8jmp3</p> <p>See Purple Mash resources</p>	<p>RE Watch the video of the Easter story</p> <p>https://www.youtube.com/watch?v=Wnbo2AmS3OI</p> <p>Look at the Easter Story PPT</p> <p>Draw a picture showing the key parts of the Easter story adding labels and captions.</p>

Year 1 Timetable

<p>Thurs</p>	<p>English: World Book Day! Dress up in your favourite character from a book for the day (If you'd like) and share a photo of you on PM! Watch the Flipgrid, then:- Pick your favourite book and either: - draw your favourite scene or character from it and write a sentence or 2 about why it is your favourite. - act out part of the story and get someone in your house to record it and upload to PM - upload a video recording of you reading your favourite book.</p>		<p>Science https://sciencebob.com/blobs-in-a-bottle-2/ - create Blobs in a bottle! You will need One small empty plastic bottle, water, Vegetable oil, fizzing tablets like Alka Seltzer and food colouring. Watch Mrs Chapman and Miss Morgan's video on Teams!</p>	<p>PSHE This week we are thinking about healthy eating. What sort of foods do you think are healthy for our body? Are there any foods that we need to avoid eating lots of? Which foods do you like/dislike?</p>  <p>Choose some of these activities to complete:</p> <ul style="list-style-type: none"> - Have a fruit and vegetable tasting – does everyone in your family like the same things? - Make fruit kebabs or fruit faces - Complete the healthy packed lunch activity sheet by drawing the foods you put in a balanced lunchbox.
<p>Fri</p>	<p>English - Watch Monday's first Flip grid again – (the reading of our dinosaur story) to remind yourself what it is about. Think about the different parts of the story. In your head think about what happens at the</p>	<p style="text-align: center;">Phonics – see table</p>	<p>Computing Go to 2Create and open your story book you created. Continue the story by moving to the next page: click on the</p>	<p>Music Learn the dinosaur version of 'Wheels on the Bus' - -- slide 2 on the PowerPoint show.</p>

Year 1 Timetable

	<p>beginning? What happens in the middle? What happens at the end?</p> <p>Create a story arch using one of the worksheets provided or create your own story map which tells us the story in order. We call that the plot of the story. You can add in as much detail as you wish and can present it in pictures only, in sentences only or a mixture of both. Have fun!</p>		<p>forward arrow at the bottom of the page.</p> <p>Continue the story by moving to the next page: click on the forward arrow at the bottom of the page.</p> <p style="text-align: center;"></p> <p>Animate the pictures by using</p> <p style="text-align: center;"></p> <p>the Animation tool</p> <p>Try different animations and save your work.</p> <p style="text-align: center;"></p>	<p style="text-align: center;"></p> <p style="text-align: center;">dino songs ppt.ppt</p>
--	--	--	---	--

<p>Phase 2</p> <p>Mon Play phonics play buried treasure game covering all phase 2 sounds to date. https://www.phonicsplay.co.uk/resources/phase/2/buried-treasure</p> <p>Tues Recap on all sounds covered to date: s/ a/ i/ p/ i/ n/ m/ d/ g/ o/ c/ k/ ck/ e/ u/ r/ h/ h/ b/ f/ ff. how many 3 letter and 4 letter words can you make using these sounds?</p>	<p>Phase 3</p> <p>Mon Flashcard Phase 3 high frequency words - off, can, had, back, we, me, be, he, she, are, see, was, will, with, my, for, tool. Practise saying and writing the 'ure' sound https://www.bbc.co.uk/bitesize/topics/zvq9bdm/articles/zh828xs - 'ure'</p> <p>https://www.youtube.com/watch?v=TyGId80Zvh5 – Mr MC Phonics 'ure'</p> <p>Tues</p>	<p>Phase 5</p> <p>Mon Practise saying and writing the soft 'c' sound. We hear it in the words 'advice', 'city' and 'cycle' – can you think of any more? Watch the video below: https://www.youtube.com/watch?v=mIINhTy4KzQ – Farr Phonics soft c</p> <p>Tues Practise saying and writing the soft 'g' sound. We hear it in the words 'gem', 'magic' and 'danger' –</p>
--	--	---

Year 1 Timetable

<p>Watch: https://youtu.be/cjBPnIXK60U How many 'l' words can you find around your house?</p> <p>Weds Watch: https://youtu.be/r3YtQuyS1fc Can you make a list of 'h' words and list of 'b' Notice how the ll sound comes either at the end of words or in the middle but never at the front. Write a sentence with some ll words in it and post on PM.</p> <p>Thurs Repeat above activities with the 'ss' sound. Can you say/read and write the words which start with f?</p> <p>Watch: https://youtu.be/6G0G-CEVXis</p> <p>Fri Watch: https://www.bbc.co.uk/bitesize/topics/zf2yf4j/articles/z4v4cqt</p> <p>Draw a shell and write as many ll words in it as you can. Write the sentence: 'The big mess was full of shells and bells.'</p>	<p>Practise saying and writing the 'air' sound: https://www.bbc.co.uk/bitesize/topics/zvq9bdm/articles/zj39382 - 'air' https://www.youtube.com/watch?v=By9B_InASvE – 'air' Letters and Sounds</p> <p>Weds Practise saying and writing the short 'er' sound: https://www.bbc.co.uk/bitesize/topics/zvq9bdm/articles/zvmnmfr - 'er' https://www.youtube.com/watch?v=IzMAPSVasSM - Letters and Sounds 'er'</p> <p>Thurs Recap the sounds learnt so far in Phase 3 and play the Buried Treasure game - https://www.phonicsplay.co.uk/resources/phase/3</p> <p>Fri Recap the sounds learnt so far in Phase 3 and play the Dragon's den game - https://www.phonicsplay.co.uk/resources/phase/3</p>	<p>can you think of any more? Watch the video below: https://www.youtube.com/watch?v=neoDH_vL6dM – Farr Phonics soft g</p> <p>Weds Can you remember what a syllable is? Can you name and write some two syllable words? Watch the video: https://www.youtube.com/watch?v=psUPYR235O8</p> <p>Thurs Practise your high frequency and tricky words. Watch the video: https://www.youtube.com/watch?v=uoNGJHValg4 – Mr Thorne 100 high frequency words</p> <p>Fri Practise your Real and Alien Phase 5 words on Phonics Play. https://www.phonicsplay.co.uk/resources/phase/5/picnic-on-pluto</p>
---	--	---