





Home Learning: Year 6 – Term 4, Week 2




This week sees the celebration of World Book Day. There are many suggested activities on the grid you will find on the final page of this document. We will also celebrate with you during our live lesson on Thursday 4th March...bring your favourite book with you!

Some work to celebrate!



Professor Umbridge is quite a well-dressed, squat lady. She has a very little neck that holds up a large, pale, toad-like face with flabby cheeks that surround her wide, slack mouth. Looming over her mouth are two large, slightly bulging eyes that make your heart stop and your back shiver. If they glare at you, it is like they are eating into your soul. The black, velvet bow sits like a thunder cloud on top of a stormy sea of black, curly hair.



Weekly Writing Tasks – This week the theme is 'Villains'

Monday: Create a poster or advertisement for your tart creation. Be as persuasive as you can, making your tart sound appealing to eat and highlighting its magical qualities.

Tuesday: Watch these two video clips of Buckbeak from *Harry Potter and the Prisoner of Azkaban*: [Harry and Buckbeak](#) and [Draco and Buckbeak](#). On the 2Do titled 'Buckbeak' write a description of the hippogriff from two different character's points of view – Harry's and Draco's.

Wednesday: Complete the reading comprehension about Buckbeak (sent in an email and set as a 2Do). On the 2Do titled 'Save Buckbeak', write a letter to the Committee for the Disposal of Dangerous Creatures to persuade them not to kill this hippogriff.

Thursday: Choose a favourite book to bring along to the live lesson today to celebrate **World Book Day!** Choose one of the tasks from the ideas grid to complete.

Friday: Using the template on Purple Mash, write a book review of your chosen book.

Weekly Reading Tasks (Aim to do 1 per day)

- Complete Literacy lessons on bitesize: [BBC Bitesize](#)
- Read a chapter a day of Harry Potter and the Philosopher's Stone
- Summarise the events from the chapter. Bullet point what happened, create a comic strip or present the information in your own creative way.
- Have a look at [Love Reading](#). Explore the Book of the Month and previous books of the month. How many have you read?
- Guided Reading – we will send out the Harry Potter questions and chapter for you to read
- Log on to [Reading Planet](#) to read the books you have been assigned and complete the quizzes.

You can find books for Year 6 on our [class pages](#). Daily reading comprehension tasks are also being set on [Purple Mash](#).

Weekly Spellings Tasks (Aim to do 10 per week)

- Practise the Year 5/ 6 Common Exception Words Download at: [Oxford Owl](#)
- Choose 5 Common Exception words. Then write a synonym, antonym, the meaning and an example of how to use the word in a sentence.
- Complete daily spelling practise on [Purple Mash](#).
- Create a word bank of feelings that you have felt over the week.

Weekly Maths Tasks (Aim to do 1 per day)

Daily [White Rose](#) Maths lessons – these lessons follow what we would have been doing in school. Watch the video and then complete the worksheet which has been emailed to you on Purple Mash. This week we are starting a new unit:

Monday: [Shapes - same area](#)

Tuesday: [Area and perimeter](#)

Wednesday: [Area of a triangle \(1\)](#)

Thursday: [Area of a triangle \(2\)](#)

Friday: [Area of a triangle \(3\)](#)

Video links can also be found here: [White Rose Home Learning](#)

Spring Week 8 Year 6 - Block 5 - Area, Perimeter & Volume

- Choose a daily problem-solving activity on [NRich](#)
- Complete daily maths lessons on bitesize. [BBC Bitesize](#)
- Play on [Times Table Rock Stars](#).
- Play [Hit the Button](#) - focus on times tables, division facts and squared numbers.
- Daily [arithmetic](#) for different areas of maths. Work on level 4, 5 and 6 activities and try to focus on fractions.

Maths activities on [Purple Mash](#).

Topic Learning Projects – to be done throughout the week.



Design and Technology

Have your ingredients ready to make the fruit tart you designed last week. The live lesson on Wednesday will demonstrate how to make pastry and add a delicious and carefully designed filling for your tart. Take photos of your creations and complete the evaluation form (which will arrive on Purple Mash) to record your thoughts on the success and taste of your creation.

Art and Design

Now that you have created a logo for your tart company, we would like you to apply your design to some packaging. Can you make a box for your tart to fit into? You can then decorate your box with your logo and other carefully designed information about your product.



Computing

Last week was a good introduction to databases and questions using information from the world cup database. This week your task is to take a look over the Tsunami database (a 2Do is set for this) and then to make your own quiz/questions using 2Quiz. The best quizzes will be picked out for everyone to have a go at as a 2Do using the Tsunami database to try and find the answers. It will be set for your classmates, so keep in mind that the questions should be aimed at a Year 6 level.

Science



In our continued build up to British science week (8th-13th March), this week we will be attempting to do our own home science experiments. On Purple Mash there are a number of different experiments for you to have a go at yourself!

Feel free to pick as many as you like. There will also be a 2Do to write up any

results and findings from your experiment. For the live lesson you will need a piece of A4 paper and a ruler. We will be looking into the innovation of flight and attempting to build our own version of the world record paper aeroplane!



PSHE

Your choices are powerful: our actions can reach far beyond us and can affect real change. Decisions that you make about what you eat, drink or wear affect people and our planet. You should feel empowered by this. This will be your world to look after soon! This week, think about what changes you want to make happen, and create a poster to show people. Submit pictures of your posters on Purple Mash on the Year 6 blog.

RE

The Easter story: hot cross buns and chocolate eggs. What is the link between the Easter Story, pancakes, Lent, hot cross buns and the yummy chocolate eggs we eat today? Why is this story so important for Christians? It looks like we need some Easter detectives to help fill in the blanks! Share your research and findings on the Easter Detectives 2Do that will make its way to you on Purple Mash this week.



Collective Worship

The [Open the Book](#) team have made some special Collective Worship. Why don't you watch one and discuss with your family?



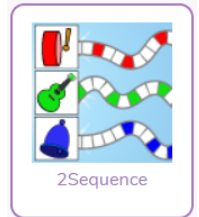
Values: Perseverance

This week, we should think about how well we have handled being in lockdown for nearly a year: we may not have seen many of our friends or family for a long time, but we are still starting each day with a smile and a great attitude. We should be proud of ourselves and each other for this.

Write a short poem (at least six lines) about how you, or someone you know has persevered. You could even write about the Mars landing of the Perseverance robot rover, and how humans overcame problems to land on Mars! A 2Do will arrive on Purple Mash this week.

Music

We have been listening to music and thinking about how it effects our emotions. Some songs/pieces of music make us feel calm or sad, other make us feel happy and positive. Music can reflect all human emotion. Can you use 2Sequence on Purple Mash to create a composition to reflect a mood of your choice? When you hand in your finished piece, let us know the emotion you have tried to convey.



Remember, you could try joining [FeelgoodFifteen](#) on the 'Singup' website on Tuesdays at 9am.



PE

For this home learning PE task there is a video to watch ([CLICK HERE](#)) which explains how exercise and moving helps our bodies. The video is by Operation Ouch, where they conduct an experiment on how exercise can help within the classroom, we can all relate to feeling tired before exercise and how helpful Wake and Shake can be to get us moving!

Remember to join in with Joe Wicks' home workouts or any other similar activities. It is getting warmer now, so if possible try to get outside in the garden or go for walks with your family for fresh air.

Additional learning activities you may wish to try:

Oak Academy Daily lessons

Everyday 'Oak Academy' releases daily Year 6 lessons, including quizzes, videos and worksheets. These are perfect for Home-Learning. Click the link [HERE](#) to see what lessons are scheduled today. All the lessons will be similar to the pitch and themes to the lessons we are teaching at school. They include all the subjects of the Year 6 curriculum.

PE

There is a large range of online resources for children to access. Please explore the following weblinks:

[Chance to Shine cricket activities](#)

[Cosmic Yoga](#)

[Dance Workshop for Juniors](#)

[BBC Bitesize for Juniors](#)

[Supermovers](#)

[Premier League Primary Stars: Try your Best!](#)

Art

This link gives YouTube clips of authors and illustrators drawing characters from well-known books. Why not get children to draw alongside Benji Davies or Mini Grey? [Draw alongside an author/illustrator](#)

The following websites are currently offering free-access to their home-learning resources:

[Twinkl Home Learning Hub](#) *New (Timetabled activities updated regularly for each age group including links to videos and websites)

[BrainPOP](#) (subject-specific activities and games)

[Teacher's Pet](#) (you will need to create an account, but this is free to do. New resources added each week)

[Chatterpack](#) (lots of links for different subjects)

[Vooks](#) (storybooks online - can get a month free)

IT'S WORLD BOOK DAY!



In 2021 World Book Day, just like everything else, will be different. Here are lots of ideas to have a fun World Book Day in lockdown.

<p>Make a bookmark</p> 	<p>Write a letter to your favourite character.</p> 	<p>Make a potato character.</p> 	<p>Bake a creation</p> 
<p>Competition - making 'book nooks'</p> <p>https://www.buzzfeed.com/christopherhudspeth/book-nooks-bookcases-shelves-creative-art-diy</p> 	<p>Make a comic</p> 	<p>Retell a story to somebody you live with - why not dress up and get into character?</p> 	<p>Make a prop from your favourite story.</p> 
<p>Make finger and retell your story with them.</p> 	<p>Create a setting for a story using an old shoebox.</p> 	<p>Create story characters from empty toilet rolls.</p> 	<p>Read a story to your pet or your cuddly toy!</p> 
<p>Draw a scene from your favourite story.</p> 	<p>Draw your favourite character.</p> 	<p>Write a diary entry pretending to be your favourite character.</p> 	<p>Create a sock puppet and retell the story.</p> 

Thank you for all your support!
Year 6 team.