


Shape activity

At home, or when you are out, look at the surface of shapes.

- ◆ Ask your child – what shape is this plate, this mirror, the bath mat, the tea towel, the window, the door, the red traffic light, and so on.
- ◆ Choose a shape for the week, e.g. a square. How many of these shapes can your child spot during the week, at home and when you are out?

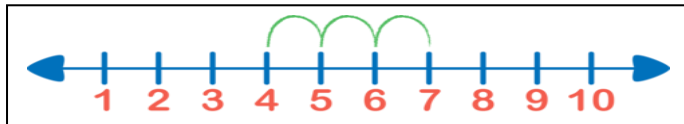


Dice game

You need a 1–6 dice, paper and pencil.

- ◆ Take turns.
- ◆ Choose a number between 1 and 10 and write it down.
- ◆ Throw the dice and say the dice number.
- ◆ Work out the difference between the chosen number and the dice number, e.g. if you wrote down a 2 and the dice shows 5, the difference is 3.

You could also draw a number line to help your child to see the difference between the two numbers.



How old?

Start with your child's age. Ask your child:

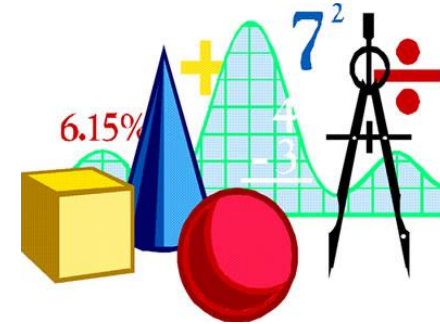
How old will you be when you are 1 year older?

How old were you last year?

How old will you be 10 years from now?

and so on.

St. Augustine's Catholic Primary school



Year 1 maths targets.

This booklet provides information for parents and carers on the end of year expectations for children in our school.

All the objectives will be worked on throughout the year and will be the focus of direct teaching. Any extra support you can provide in helping your children to achieve these is greatly valued.

If you have any queries regarding the content of this booklet or want support in knowing how best to help your child please talk to your child's teacher.

Targets – Year 1

My child can ...

- Count to and across 100, forwards & backwards from any number.
- Read and write numbers to 20 in numerals & words.
- Read and write numbers to 100 in numerals.
- Say 1 more/1 less to 100.
- Count in multiples of 2, 5 & 10.
- Double single digit numbers.
- Use bonds and subtraction facts to 20.
- Add & subtract:
 - 1 digit & 2 digit numbers to 20, including zero.
- Solve one-step multiplication and division using objects, pictorial representation and arrays.
- Recognise half and quarter of object, shape or quantity.
- Sequence events in chronological order.
- Use language of day, week, month and year.
- Tell time to hour & half past.
- Know the value of coins and notes.
- Recognise and name 2d shapes.
- Recognise and name 3d shapes.

Fun activities to do at home

Secret numbers

0123456789

- ◆ Write the numbers 0 to 100 on a sheet of paper.
- ◆ Ask your child secretly to choose a number on the paper. Then ask him / her some questions to find out what the secret number is, e.g.
 - Is it less than 10?
 - Is it between 40 and 50?
 - Does it have a 5 in it?He / she may answer only yes or no.
- ◆ Once you have guessed the number, it is your turn to choose a number. Your child asks the questions.

For an easier game, use numbers up to 10. For a harder game, use only 5 questions, or use bigger numbers.