



# St Barnabas

Friday 12th February 2021

Church of England Primary Academy

A member of **C**DARI



# celebration

WORSHIP




HAPPY  
*chinese*  
NEW YEAR  
**2021**

**THE YEAR OF OX**





*Shrove Tuesday*



# Reflection

Have you ever experienced a difficult time?

Who can you talk to in difficult times?

What can you do during Lent to help others?

How can we help to save our planet during Lent?



# PLANET PROTECTORS

10 TIPS TO SAVE THE WORLD

HOW MANY OF THESE CAN YOU DO?  
Tick them off when you do them, and colour in your points on the totaliser!

1-4 Points GREEN HERO  
5-8 Points EARTH SAVER  
9+ Points WORLD CHANGER

Friends of the Earth

1 POINT: Walk to school or the shops, instead of getting in the car.

2 POINTS: Make a poster.

2 POINTS: Carry a reusable water bottle with you.

1 POINT: Switch the lights off when you are not in the room.

2 POINTS: Get recycling. Paper, tin cans, glass and some plastics can be recycled.

1 POINT: Turn the tap off while brushing your teeth.

3 POINTS: Make a plan with friends on how to save the world.

3 POINTS: Write a letter to a business or the prime minister asking them to protect the environment.

1 POINT: Put a jumper on instead of turning up the heating.

3 POINTS: Give away toys and clothes you don't need anymore.

Friends of the Earth Limited Company number 1182352. Registered in England and Wales. Our registered office is 1st Floor, The Pirbrights, 10F Coptham Road, SW19 9HF. | Our paper is 100% recycled and our printers hold ISO14001 which means they care about the environment. 2020






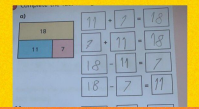


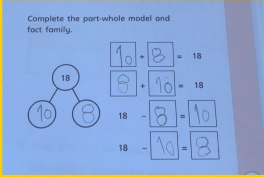


Happy  
Valentine's  
Day



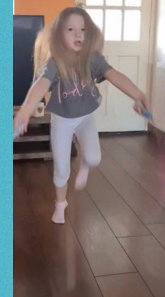






# Year 1 Maths- White Rose Maths



# Year 1 Science- Floating & Sinking


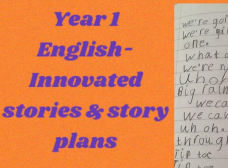





# Year 1 P.E Challenge & Healthy Selfies



# Year 1

# Year 1 English- Innovated stories & story plans



PIC•COLLAGE





## POETRY SAFARI

**PLANNING SHEET & ENTRY FORM**

1 Draw your animal, insect or creature in this box.

2 Write down 3 words to describe it:

- 1. Tall
- 2. Patterned
- 3. Long neck

3 What does it look like? It's tall with a long neck

4 What does it eat? Leaves and shoots

5 Where does it live? Africa and in zoos

6 What does it do? Pull leaves from high up in trees

7 Use this box to write down any other ideas about your animal.

8 Tallest mammal on earth  
Run up to 35 mph  
Long tongues  
No 2 giraffes have the same pattern  
Don't sleep very much

**PLANNING SHEET & ENTRY FORM**

1 Draw your animal, insect or creature in this box.

2 Write down 3 words to describe it:

- 1. Scaly and wet
- 2. Long and stretchy
- 3. Hissing to other animals...

3 What does it look like? Scaly and wet, long and stretchy

4 What does it eat? In the rain forest because it's wet

5 Where does it live? Slides up on branches

6 Use this box to write down any other ideas about your animal.

7 Never can close its eyes and it's like a sloth rapping around the tree branch going to sleep, waking up for the day, going to another tree.

**PLANNING SHEET & ENTRY FORM**

1 Draw your animal, insect or creature in this box.

2 Write down 3 words to describe it:

- 1. long neck
- 2. black tongue
- 3. scaly fur

3 What does it look like? trendy leaves and plants

4 What does it eat? salad

5 Where does it live? protects its baby

6 What does it do? Use this box to write down any other ideas about your animal.

7 plays with its babies  
runs fast  
bushy tail on the end  
long eyelashes  
green eyes  
very good swimmer  
runs away from lions so they don't get eaten

**PLANNING SHEET & ENTRY FORM**

1 Draw your animal, insect or creature in this box.

2 Write down 3 words to describe it:

- 1. scaly
- 2. dry
- 3. hungry

3 What does it look like? They are on the floor, they are on the floor, they are on the floor

4 What does it eat? They eat leaves, insects, worms and twigs

5 Where does it live? They hunt arthropods and eat other animals because they bring in holes in the ground and burrows

6 They have the strongest jaws of any animal.  
The babies are called cubs and they are all black when they are born. There are spotted babies and baby ones too.

**PLANNING SHEET & ENTRY FORM**

1 Draw your animal, insect or creature in this box.

2 Write down 3 words to describe it:

3 What does it look like?

4 What does it eat?

5 Where does it live?

6 Use this box to write down any other ideas about your animal.

PIC·COLLAGE



Wassily Kandinsky

## YEAR 2

### ARTWORK INSPIRED BY KADINSKY

PIC·COLLAGE







# Year 4

the bar models to represent:

$\frac{1}{2} = \frac{3}{6}$

$\frac{1}{2} = \frac{5}{10}$

$\frac{4}{5} = \frac{8}{10}$

$\frac{6}{8} = \frac{3}{4}$

## Ancient Egypt

n	l	e	f	w	j	g	v	i	s	e	j	s
e	t	f	w	j	g	v	i	s	e	j	s	
p	m	u	m	u	x	p	y	y	i			
e	y	e	r	l	p	x	h	q	n	c		
d	s	r	q	e	t	e	i	p	t			
e	o	m	a	r	a	e	e	n	s	u	l	
s	h	t	a	m	b	l	c	x	o	p	e	
e	v	p	i	y	i	a	t	u	l			
r	g	y	t	i	d	n	o	n				
t	i	n	t	e	r	e	s	t	i	u	j	
m	b	e	r	s	s	e	r	e	r	g	s	
p	h	a	r	a	o	h	c	j	r	h	p	

glyphs pyramid Nile Egypt mummy desert tomb pharaoh sickle plough

Please make sure that you watch the video before completing this activity. You need to tick the statements that you think prove the slaves built the pyramids and cross the ones that you think prove the slaves didn't build the pyramids.

**Bodies found in tombs were all aged between 30 and 35. If they were slaves would they have come from other countries as well as Egypt?**  Yes  No

**If they weren't slaves, who could possibly have worked so hard in hot conditions to build such a vast pyramid? It was thought that there were as many as 200,000.**  Yes  No

**Two inscriptions written on the tombs said they were 'friends of the king who built the Great Pyramid'. Would slaves be said this?**  Yes  No

**In a book written by a famous man called Herodotus, it was said he wrote his book a long time afterwards and he relied only on what people told him.**  Yes  No

**The people who did the work may have been convicts who would have been treated badly anyway.**  Yes  No

**Bakeries were excavated, as well as places for salting fish. Was a diet as good as this likely to have been provided for slaves?**  Yes  No

## What did we learn about internet safety?

- 1) NEVER share your password! Why? Because people can have your accounts and steal private information.
- 2) NEVER meet with anyone that you've met online. Why? Because we don't know who they really are, their age or what they want.
- 3) NEVER text peoples feelings into account online. Why? Because people can get upset if bad things are said or shared about them.
- 4) NEVER share personal information online. What is personal information? your bank details, secrets, what school you go to, your address, the town that you live in.

Remember: **Don't** share your password, **Don't** meet with anyone you've met online, **Don't** text people's feelings, **Don't** share personal information online.

Use the fraction wall to complete the equivalent fractions.

Use the fraction wall to complete the equivalent fractions.

Use the fraction wall to complete the equivalent fractions.

Use the apostrophe being used to show possession or to show that letters have been left out to form a contraction. Put P for possession and C for contraction.

- Buckingham Palace's gates are painted gold and black. P or C? **P**
- St Paul's Cathedral is in central London. P or C? **P**
- "You shouldn't talk with your mouth full!" shouted Jack's mum. The first apostrophe: P or C? **P**  
The second apostrophe: P or C? **P**
- "I'm really sorry but I wasn't listening. Please can you repeat the instruction?" asked Hayley. The first apostrophe: P or C? **P**  
The second apostrophe: P or C? **P**
- My car's breaks are squeaky. I'll have to take a trip to the garage. The first apostrophe: P or C? **P**  
The second apostrophe: P or C? **P**
- Can you write some of your own sentences using possessive apostrophes for singular possession? e.g. Cameron's phone began to ring. \_\_\_\_\_ them on the next page.

Put the possessive apostrophes into the sentences below. The nouns are all singular. Remember the rule from the video.

- Kim's mum bought some sausages from the shop.
- The witch's new broomstick was made from solid oak.
- At the party, the birthday girl's presents were placed on the table.
- The butterfly's wings flapped as it flew from flower to flower.
- The dancer's costume was very colourful and bright.
- The reindeer's bells gently rang as he walked through the snow.

2) Is the possessive apostrophe needed in the underlined nouns below? Yes or No?

- The dog's were asleep when we went on the safari tour. Yes or No? **No**
- Sally's puppy is a cocker spaniel. Yes or No? **Yes**
- The Boyer's petals slowly fell to the ground. Yes or No? **No**
- In 2022, it will be China's turn to host the olympics. Yes or No? **Yes**
- Richard's favourite sport is running. Yes or No? **Yes**
- I used three app's to bake a cake. Yes or No? **No**



## YEAR 4

Place each arrow pointing to?

Draw arrows to put the fractions in the correct places on the number lines.

a)  $\frac{1}{10}$ ,  $\frac{5}{10}$ ,  $\frac{8}{10}$

b)  $\frac{2}{10}$ ,  $\frac{4}{10}$ ,  $\frac{6}{10}$ ,  $\frac{8}{10}$ ,  $\frac{10}{10}$



Internet Safety Day 2021














# Year 6

## Year 6 daily arithmetic practise



PIC•COLLAGE

## Planning a biography.



PIC•COLLAGE


## Safer Internet Day 2021

How to keep you, a loved one, a friend or anyone safe online.

If you or someone else is on an app and is under the age requirement you should put your account on private or friends only to stop strangers looking at your account.

Only post pictures of yourself on a private filter or anyone can know what you look like and will be able to find out about you.


Make sure you or anyone only follows or is friends with people they know in real life so they can stay safe.



Here you can see this boy's father helping him be safe.

Here is a teacher helping these children be safe.

Maybe you could help someone be safe with internet today?



When your online don't talk to strangers

Put all your social media on a private account.

If someone who you don't know texts you just decline the number



## Don't talk to strangers




They could put a private account on and delete facebook cause there could be people on there who could find your address and find you

Write here..

Make sure you don't share anything important with someone you don't know online.

If someone asks you to meet up online don't go unless you have an adult with you.

If you get a threatening email tell an adult because they will know what to do.



## How to stay safe online



If you need to learn how to stay safe online read this booklet.

PIC•COLLAGE

A vibrant sunset over a calm ocean. The sun is a bright, glowing orb on the horizon, casting a golden light across the sky and water. The sky is filled with soft, wispy clouds in shades of orange, yellow, and light blue. The ocean's surface is textured with gentle waves, reflecting the warm colors of the sunset. The overall mood is peaceful and serene.


**Lord in Your Mercy,  
hear our Prayers**

[New Wesleyan.org](http://NewWesleyan.org)





**Time to  
Relax  
it's  
Half  
Term**



## WORLD BOOK DAY IDEAS

PIC•COLLAGE





Don't know much about the ozone layer  
Rainforests seem miles away  
But each of us can be a player  
Fight to save the world God has made

This is God's world  
This is God's world  
And you're a member of the human race  
This is God's world  
This is God's world  
Let's try to make it a better place

