



St Barnabas

Friday 22nd January 2021

Church of England Primary Academy

A member of **CDARI**



celebration
WORSHIP

Love^{the} Lord^{your} God
with all your heart & with all your
soul & with all your strength
& with all your mind; & Love^{your}
neighbor^{as} yourself. Luke 10:27



FRIENDSHIP



SERVICE




GENEROSITY



RESPECT



TRUST



FORGIVENESS



COURAGE



Reflection

Who is your neighbour and how might you help them?

How can you show love towards each other this week?

Who can you ask if you need help this week?





#healthysellie



#SOCIAL DISTANCING



PIC•COLLAGE



Fun



#SOCIAL DISTANCING





PIC•COLLAGE

Reception



★ 20

$6 + 3 = 9$




10 10 10 10
10 10 10 10
10 10 10 10

How many fingers are being shown?
How many counters are on the ten frame?
How many hands are there?
How many legs are there?




**Reception-
Our rock pool creations**







Year 1



Year 1 Phonics - Sentences, words and sounds




Year 1 Maths - Comparing numbers and One more and one less



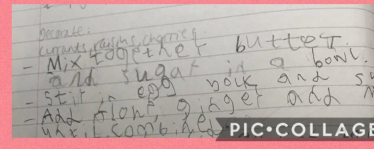




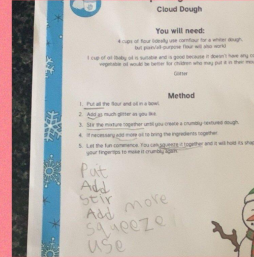
shapes can you see?
see circles square
oval triangles oh!leaf so



do you happen
cheer?
drawing Art- tents
balls circles the s
nk looks like the
**Friedrich
Hundertwasser**



Year 1 English - Recognising bossy verbs




Year 2



Year 3


Thursday 27th December
The story takes place in a cave.
The girl is age 10. She has curly
blond hair and is wearing a blue
sweater. She is the only girl in the
cave. She is the only girl in the
cave.




7. Read Tuesday Teaching 11th January
The bear had a pig.
The pig had a pig.
The pig had a pig.
The pig had a pig.
The pig had a pig.



1 Annie has 10 apples.



Annie has some plates.
She wants to put 2 apples on each plate.
Show how Annie groups the apples.



Put the counters into groups of 3.
Complete the sentences.
There are 15 counters.

The counters are in groups of 3

There are 5 groups.

2 Mo has 20 chairs.

a) Circle groups of 5 chairs.





b) How many groups did you circle? 4

Using prepositions
The chair is next to the table. a vase
The table is on the chair. under
The girl is sitting on the chair. on
The girl is sitting on the chair. on
The girl is sitting on the chair. on

ing ed santana
walking in the water she stopped
at the top of the staircase each day



The story takes place in a cave.
The girl is age 10. She has curly
blond hair and is wearing a blue
sweater. She is the only girl in the
cave. She is the only girl in the
cave.



PIC•COLLAGE

PIC•COLLAGE

Year 4

THANK YOU NHS 3 TIMES TABLE MOSIC
 Use the calculations to reveal the hidden picture. Each answer has a special colour.
 20 x 2 = 40 10 x 2 = 20 30 x 2 = 60 40 x 2 = 80
 50 x 2 = 100 60 x 2 = 120 70 x 2 = 140 80 x 2 = 160
 90 x 2 = 180 100 x 2 = 200 110 x 2 = 220 120 x 2 = 240
 130 x 2 = 260 140 x 2 = 280 150 x 2 = 300 160 x 2 = 320
 170 x 2 = 340 180 x 2 = 360 190 x 2 = 380 200 x 2 = 400

Challenge: Write the related multiplication facts for these calculations. Explain how you calculated the results.
 30 x 3 = 90 20 x 3 = 60

TABLE TOP
 Tick the model. Count the squares to identify the letters and will give you the name of an object to measure the area of.
 KEY: 1 square = A 2 squares = B 3 squares = L 4 squares = F
 5 squares = C 6 squares = D 7 squares = P 8 squares = T

Thank You NHS

6. The area of the shape is -12+6+12=30

7. The area of the shape is -8+6=16

PIC•COLLAGE

Ultimate Times Table Challenge 1
 Name: _____ Answer: _____
 12 x 1 = 12 12 x 2 = 24 12 x 3 = 36 12 x 4 = 48 12 x 5 = 60 12 x 6 = 72 12 x 7 = 84 12 x 8 = 96 12 x 9 = 108 12 x 10 = 120
 12 x 11 = 132 12 x 12 = 144 12 x 13 = 156 12 x 14 = 168 12 x 15 = 180 12 x 16 = 192 12 x 17 = 204 12 x 18 = 216 12 x 19 = 228 12 x 20 = 240
 12 x 21 = 252 12 x 22 = 264 12 x 23 = 276 12 x 24 = 288 12 x 25 = 300 12 x 26 = 312 12 x 27 = 324 12 x 28 = 336 12 x 29 = 348 12 x 30 = 360
 12 x 31 = 372 12 x 32 = 384 12 x 33 = 396 12 x 34 = 408 12 x 35 = 420 12 x 36 = 432 12 x 37 = 444 12 x 38 = 456 12 x 39 = 468 12 x 40 = 480
 12 x 41 = 492 12 x 42 = 504 12 x 43 = 516 12 x 44 = 528 12 x 45 = 540 12 x 46 = 552 12 x 47 = 564 12 x 48 = 576 12 x 49 = 588 12 x 50 = 600

Year 4

6. The area of the shape is -28

5. The area of the shape is -26

Handwritten Letter:
 Monday 22nd January 2022
 Firstly, you shall note to the area that we can provide ourselves with the recycling. C. Maybe, the temperature will be lower and you will be reading more days in the school. C. The recycling things, you can make are for recycling you can get just like metal or you could make paper for food.
 Moreover, you can get such to eat so you can get protein as a reward, you could also make the such but for birds in you have the support and you will be different make it useful always in the same heat.
 Yours,
 [Signature]

Key Workers NHS

PIC•COLLAGE

Year 5

There are no bins around here so what am I supposed to do with my rubbish?

RUBBISH EXCUSES!

The bin won't full so I had to put my rubbish on the ground.

What else you could keep your rubbish and find another bin or take it home with you.

A road sweeper will clean up my rubbish.

I left my food scraps for the wildlife to enjoy.

It is your responsibility to clean up your rubbish and not waste for someone else to clean it up.

But some things the wildlife can't have and they don't know so it could be toxic and you killed wildlife.



Looking after our Environment.


Story Settings Description

Key Words: beautiful, magical, enchanting, glowing, amazing, historic, magnificent, every, quiet, bright, magical, glamorous, elegant.

Can you write a paragraph about this setting?

Handwritten text describing a setting.

Handwritten notes on story settings.




Creating Success

Handwritten notes on creating success.

ENGLISH

Handwritten notes on English.



SPACE

TOPIC

HISTORY

PIC-COLLEGE

The Anglo-Saxons

Handwritten notes on the Anglo-Saxons.

THE VIKINGS AND THE ANGLO-SAXONS

Thursday 7th January 2021

Handwritten notes on Vikings and Anglo-Saxons.

A Season on Uranus

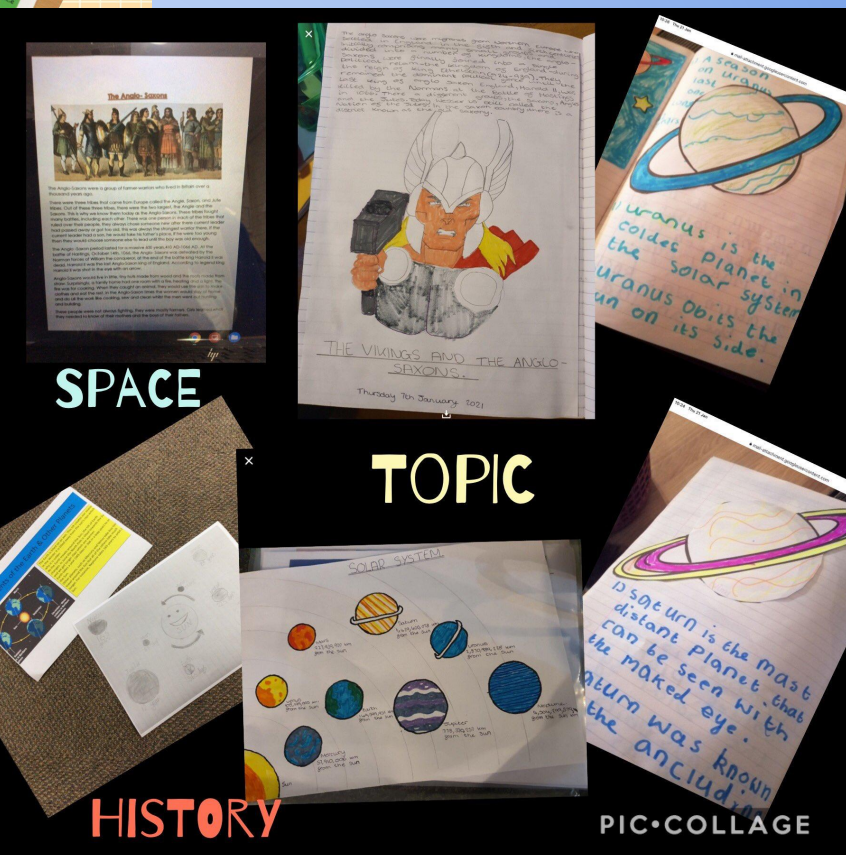
Uranus is the coldest planet in the solar system. Uranus orbits the sun on its side.

Handwritten notes on Uranus with a drawing of the planet.

SOLAR SYSTEM

Handwritten notes on the solar system with a diagram.

Jupiter is the most distant planet that can be seen with the naked eye. Jupiter was known to the ancients.



Year 6

We are researching the life of Rosa Parks



Who: Rosa Parks - American woman in civil rights movement. She became an African American icon in 1955 for refusing to give up her seat on a Montgomery bus.

When: She refused to give up her seat for a white man on the bus on 1st December 1955.

Where: On a bus in Montgomery, Alabama, on her way home from work.

Why: She believed in equality.

What I learned from a newspaper article:
 Rosa Parks was born on 4th February 1915 in the USA. She worked on a farm in Montgomery, Alabama. She had to help around the farm and the school. When she was 16, she went to work for a man who owned a bus. She refused to give up her seat for a white man on the bus on 1st December 1955. She became an African American icon in 1955 for refusing to give up her seat on a Montgomery bus.

What Rosa Parks did after school:
 She worked on a farm in Montgomery, Alabama. She had to help around the farm and the school. When she was 16, she went to work for a man who owned a bus. She refused to give up her seat for a white man on the bus on 1st December 1955. She became an African American icon in 1955 for refusing to give up her seat on a Montgomery bus.

PIC-COLLAGE


We have been thinking about the structures of the eye.

Labels for eye diagrams:
 1. Cornea
 2. Iris
 3. Pupil
 4. Lens
 5. Retina
 6. Optic nerve

PIC-COLLAGE

Year 6 summed up their work using Digimaps with a single word.

PIC-COLLAGE



WE ARE
in
this
TOGETHER
and we will get through this, together



"The clouds are getting darker," said the boy



"Yes," said the horse, "but do you see they are moving? Sometime soon, they will leave."

To the nurses, doctors
and all key workers...



It's tougher than we can
imagine, but we are thinking
of you. Thank you x



LORD,

in your

MERCY,

hear our prayer.



You are to be My Hands and Feet.
GO.



Make
A
Difference

The Grace ...

May the grace of our Lord Jesus Christ,
And the love of God,
And the fellowship of the Holy Spirit
Be with us all,
Now and forever more.

Amen

