



St Barnabas

Friday 14th July 2023

Church of England Primary Academy

A member of **CTDARI**









St Barnabas

Church of England Primary Academy

A member of **CDARI**

'Achieving great things through learning and growing together in a love-filled Christian family'

'That they shall have life, life in all its fullness' John 10:10



Our **every**
vision for **Child**
Life in all its fullness;
Our prayer for
every heart,
The **will** to
make it
so.

Official Ofsted
Good Provider



Proud to be
GOOD



Forest Schools in Reception



PIC•COLLAGE



POND DIPPING



PIC•COLLAGE

YEAR 1 DT TESTING OUR SUPER STRUCTURES





RAFTED CANOEING



PIC•COLLAGE



LOW ROPES AND ZIP LINE



PIC•COLLAGE




Year 4 Litter Pick



PIC•COLLAGE

EXPLORING NEWSPAPER REPORTS



PIC•COLLAGE



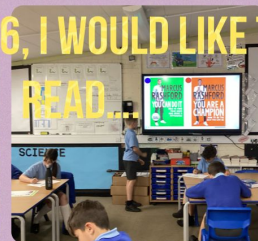

Year 5



Dyson


The world of
engineering

PIC•COLLAGE



THE FUNNIEST BOY IN
THE WORD

PIC•COLLAGE



What improvements could have been made to your bridge?
Think about:

- Strength
- Accuracy (Did the bridge seem in proportion?)
- Quality of the joints (points at which the structure are joined together)
- Aesthetics (visual appeal)

Key vocabulary:
The improvements that can be made to the spaghetti bridge is to strengthen the joints and decrease the weight of the bridge. It is important to make the bridge as light as possible while still being strong. The bridge should be made of spaghetti and marshmallows. The bridge should be made of spaghetti and marshmallows. The bridge should be made of spaghetti and marshmallows.

SPAGHETTI TRUSS BRIDGE EVALUATION

What improvements could have been made to your bridge?
Think about:

- Strength
- Accuracy (Did the bridge seem in proportion?)
- Quality of the joints (points at which the structure are joined together)
- Aesthetics (visual appeal)




Key vocabulary:
The spaghetti bridge I made is not very strong. I think it is because I did not use enough spaghetti. I think it is because I did not use enough marshmallows. I think it is because I did not use enough spaghetti. I think it is because I did not use enough marshmallows. I think it is because I did not use enough spaghetti. I think it is because I did not use enough marshmallows.

What improvements could have been made to your bridge?
Think about:

- Strength
- Accuracy (Did the bridge seem in proportion?)
- Quality of the joints (points at which the structure are joined together)
- Aesthetics (visual appeal)

Key vocabulary:
We could use more spaghetti. We could use more marshmallows. We could use more spaghetti. We could use more marshmallows. We could use more spaghetti. We could use more marshmallows. We could use more spaghetti. We could use more marshmallows.

PIC•COLLAGE



PIC•COLLAGE



THE W.O.W. GROUP'S

Messy Parables

The Wise and Foolish Builders



PIC•COLLAGE



YEAR 3/4 MULTI SPORTS



PIC•COLLAGE







You have
been a

STAR


in our class
this year!



Children's
Cham**pi**on
Award



**AMAZING
ATTENDANCE
ALERT!**

A vertical stack of various colored pencils is positioned on the left side of the image. The pencils are sharpened and point towards the right. The colors include shades of orange, yellow, green, blue, purple, pink, and red. Some pencils have brand names and codes visible, such as 'Magenta PC990', 'Granite PC1003', 'Granite PC0020', 'Rose Pink PC920', 'Hermillon PC994', and 'Mulberry PC995'.

LORD IN
YOUR MERCY,
HEAR OUR
PRAYER



The Grace Prayer



May the grace of our
Lord Jesus Christ,
and the love of God,
and the fellowship of the
Holy Spirit
be with us all,
now and evermore.

Amen.





Shine

by Nick Jackson

THANK YOU
FOR JOINING US

