

ELS Essential Letters and Sounds


developed by Knowledge Schools Trust

Getting all children to
read well, quickly.



What are we going to cover?

- Why is reading so important?
- What is Phonics?
- What is Essential Letters and Sounds?
- How we teach phonics
- Getting children ready to read
- Supporting your child with reading at home
- Pronouncing pure sounds
- Using the letter formations and spelling sequence to support writing at home
- The Phonics Screening Check



Why is reading so important?

- Reading is the ‘Master Skill’ that unlocks the gateway to all other curriculum areas
- We want children to be fluent readers by the end of KS1 so they can move up to KS2 as confident and independent learners
- Reading regularly to children helps expose them to a wide range of vocabulary – Research from the DFE Reading Framework states:

‘Here’s how many words children would have heard by the time they are 5 years old: never read to, 4662 words. 1-2 times per week, 63,570 words. 3-5 times a week, 169,520 words. Daily, 296,600 words. If they are exposed to 5 books per day, 1,483,300 words.’


Children who are engaged in reading make huge progress with their literacy.

What is Phonics?

A method of teaching beginners to read and pronounce words by learning to associate letters or letter groups with the sounds they represent.

There are 44 main sounds in the English Language. Each sound is represented by a grapheme (the written representation of a sound).

Phonics is taught in phases (1-5).



What is Phonics?

Phoneme: the smallest single identifiable sound in a word. For example, in the word 'cat' there are three phonemes c/a/t.

Grapheme: the written representation of a sound.

Digraph: two letters making one sound. For example, /sh/ in the word 'shop'.


Trigraph: three letters making one sound. For example, /igh/ in the word 'night'.

Split digraph: two vowel letters split but are split by one or more consonants. For example, /a-e/ in the word 'cake'.

What is ELS?


Essential Letters and Sounds (ELS) is our chosen phonics programme

Children will experience the joy of books and language whilst rapidly acquiring the skills they need to become fluent independent readers and writers.




How do we teach phonics?

- We use a simple, consistent approach to teaching phonics.
- We have mnemonics and rhymes to support learning and recall
- We teach phonics every single day from the first days of Reception




How do we teach phonics?

- Phonics throughout the day to review new sounds & graphemes taught
- Lots of opportunities for oral blending- /c/ /oa/ /t/
- We teach the 'code' for reading, alongside teaching vocabulary.




How do we teach phonics?

Open phonics slides




ELS Progression

Phase 1*	Phase 2	Phase 3**
<p><i>Nursery/Pre-School</i></p> <p>Seven aspects:</p> <ul style="list-style-type: none"> • Environmental sounds • Instrumental sounds • Body percussion • Rhythm and rhyme • Alliteration • Voice sounds • Oral blending 	<p><i>Reception Autumn 1</i></p> <ul style="list-style-type: none"> • Oral blending • Sounding out and blending with 23 new grapheme-phoneme correspondences (GPCs) • 12 new harder to read and spell (HRS) words 	<p><i>Reception Autumn 2, Spring 1 and Spring 2</i></p> <ul style="list-style-type: none"> • Oral blending • Sounding out and blending with 29 new GPCs • 32 new HRS words • Revision of Phase 2




ELS Progression

Phase 4**	Phase 5 including alternatives and lesser-known GPCs	Beyond Phase 5
<p><i>Reception Summer 1</i></p> <ul style="list-style-type: none"> • Oral blending • No new GPCs • No new HRS words • Word structures – cvcc, ccvc, ccvcc, cccvc, cccvcc • Suffixes • Revision of Phase 2 and Phase 3 	<p><i>Reception Summer 2</i></p> <ul style="list-style-type: none"> • Introduction to Phase 5 for reading • 20 new GPCs • 16 new HRS words <p><i>Year 1 Autumn 1 and 2</i></p> <ul style="list-style-type: none"> • Revision of previously taught Phase 5 GPCs • 2 new GPCs • 9 new HRS words <p><i>Year 1 Spring 1 and 2</i></p> <ul style="list-style-type: none"> • Alternative spellings for previously taught sounds • 49 new GPCs • 4 new HRS words • Oral blending • Revision of Phase 2, Phase 3 and Phase 4 	<p><i>Year 1 Summer, Year 2 and Key Stage 2</i></p> <ul style="list-style-type: none"> • With ELS, phonics teaching does not stop at the end of Year 1, but continues as children move through the school, with links being made between their GPC knowledge and spelling • Revision of all previously taught GPCs for reading and spelling • Wider reading, spelling and writing curriculum



Supporting your child with reading at home

- Only 1 in 3 children are read a bedtime story night
- Reading a bedtime story every night to your child improves their outcomes
- If your child views themselves as a 'good reader' when they leave Primary School they are more likely to earn a higher salary in their 40s.




Supporting your child with reading at home

- Children are only reading from books that are entirely decodable
- Your child should be able to read their book confidently
- We only use pure sounds when decoding words (no 'uh' after the sound)
- We want them to practise reading their book 4 times across the week working on these skills:

decode

fluency

expression



Pronouncing pure sounds

We must use pure sounds when we are pronouncing the sounds and supporting children in reading words.


c a t

not

cuh a tuh

If we mispronounce these sounds we will make reading harder for our children.

There are videos for this on our school website where you can hear the correct pronunciation of the sounds.




Year 1 Phonics Screening Check

What is the Phonics Screening Check?

All Year 1 pupils in England take the phonics screening check. It is carried out by our school staff. The check is made up of 40 words and usually lasts around 5-10 minutes. Some of the words in the check are real words and some are not real words and are what we call 'alien' or 'nonsense' words. Children need to use their reading skills and phonetical understanding to read the words correctly. The test includes 'nonsense' words to check if children can decode and read words they haven't seen before. The check helps us to see:


1. How pupils are progressing in phonics
2. Where we need to provide additional teaching and support



Year 1 Phonics Screening Check

When will the check be happening?

Children will do the phonics screening check the week beginning the 8th of June. It is incredibly important that children attend school at all times—especially during this week.




Year 1 Phonics Screening Check

Will you get to know the results?

We have to report the results to our Local Authority towards the end of June. We will inform parents/carers of their child's results in the end of year report at the end of the summer term.

All children learn at different stages and some children may not reach the score to achieve the required standard of the check. These children will get to have another go the following summer when they are in Year 2. This is nothing to worry about and these children will be receiving additional help and intervention to enable them to catch up




Year 1 Phonics Screening Check

Do you need to prepare at home?

Your child is being taught phonics every day at school and at home you can help by: Reading to them Listening to them read their school reading book as much as possible Teaching them new words and showing them how they are written

Where can you find further information?


There is lots of information about phonics on the parents' section of the school website. Click on the parents' tab and then select 'phonics' in the left hand menu. There are videos of how the different sounds are pronounced and clips of children learning phonics in school. If you have any questions please feel free to speak to your child's class teacher or Mrs McCaffrey (Assistant Headteacher)



Year 1 Phonics Screening Check

What does a Phonics Screening Check look like?

https://assets.publishing.service.gov.uk/government/uploads/system/uploads/attachment_data/file/809986/2019_phonics_pupils_materials_standard.pdf



Questions

