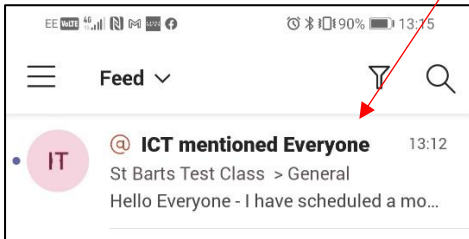




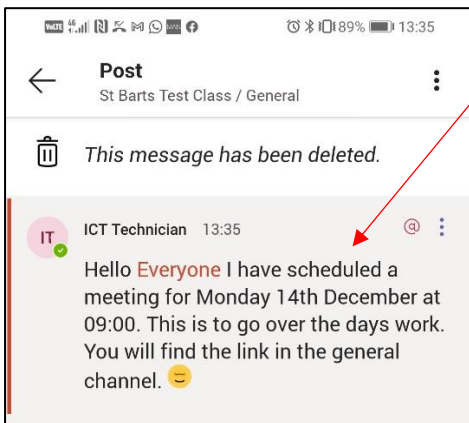
Joining a Video Call - Android

1. Login to teams as normal on your device. You will notice in the Feed that your teacher will have sent out a message with some information about the meeting they have setup (See example below).

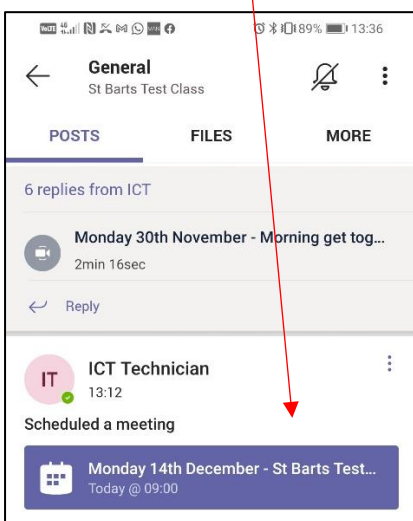
Click on this to see more information:



2. You will now see the full message from your teacher giving information about the day/time of the meeting and how to find the link to it:

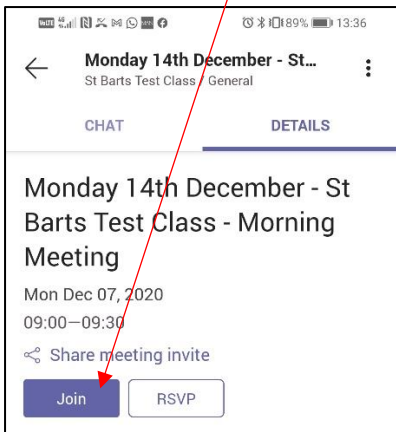


3. On the day of the meeting, login to teams and navigate to the correct channel, then click on the link:

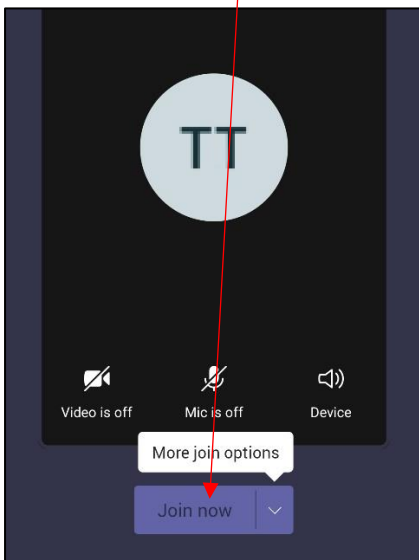




4. Click on 'Join':



5. Click on 'Join now':



6. Now wait and when your teacher starts the meeting they will admit you when they are ready:

