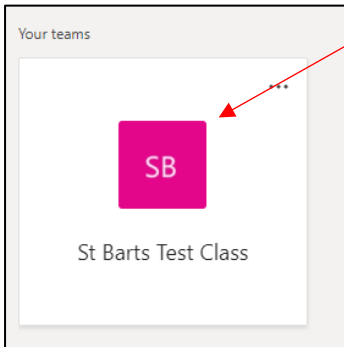


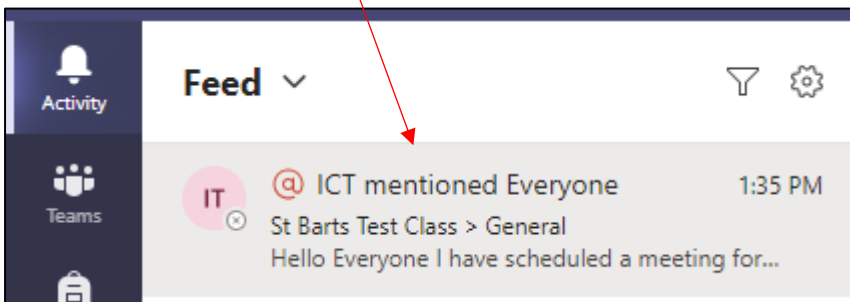


Joining a Video Call - Windows

1. Login to teams as normal and click on your class icon to enter your team:



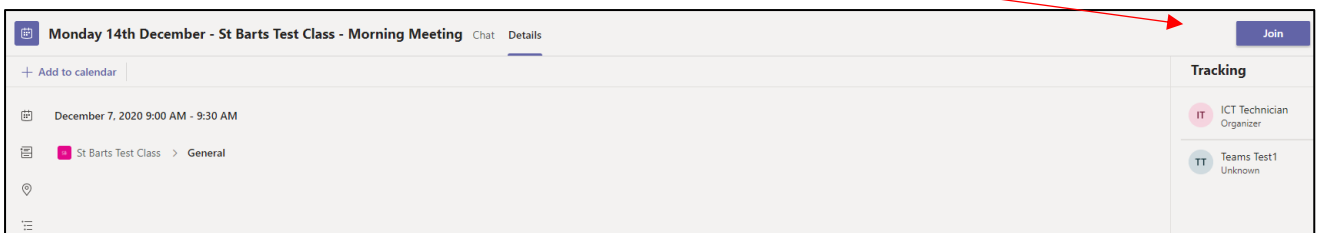
2. Click on the 'Activity' tab to load the 'feed' for your class. Click on the message that your teacher has sent:



3. You will see a message from your teacher giving you information about the meeting they have setup and where you can find the link to it:

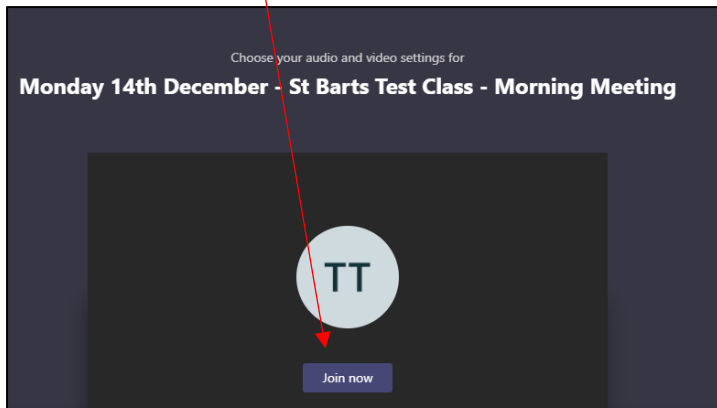


4. On the day of the meeting, go to the channel where your teacher has put the link to the meeting and click on it. A screen similar to the one shown below will appear. On here, click the 'Join' button in the top right hand corner:





5. Click on 'Join now':



6. You now have to wait until your teacher admits you into the meeting:

