






Activities/Games to support your child's speech and literacy between ages 3-6

<p style="text-align: center;">Monday</p> <p style="text-align: center;">Syllable clapping/jumping</p> 	<p>Syllables: gather some toys that you have around the house e.g. toy food, transport, action figures etc. Write the numbers 1,2,3 and 4 on separate pieces of paper so each piece has one number on it. Line these up in order. Choose one of your toys e.g. aeroplane and clap or jump the syllables out with your child e.g. ae-ro-plane (3 syllables). You can jump on a number for each syllable or just tap the number for each syllable.</p>	<p>Encourages: waiting, listening, turn taking skills, phonological awareness. Phonological awareness skills are crucial for reading and literacy.</p>
<p style="text-align: center;">Tuesday</p> <p style="text-align: center;">Rhyme</p> 	<p>Rhyme: choose a book to read together. Most early books will contain rhyming words e.g. Julia Donaldson (Gruffalo, room on the broom). Read a book together and point out the words that sound the same to your child.</p>	<p>Encourages: waiting, listening, turn taking skills, phonological awareness necessary for reading and spelling.</p>
<p style="text-align: center;">Wednesday</p> <p style="text-align: center;">I spy...</p> 	<p>I spy with my little eye something beginning with...</p> <p>You can choose a sound for this activity or a couple of sounds. You could collect items around the house which all start with the same sound e.g. /p/ - pen, perfume, pink, pig, pencil, pants etc. Walk round the house with your child and hunt for things which start with a /p/ sound or any sound of your choice.</p>	<p>Encourages: listening, turn taking and phonological awareness skills necessary for reading and spelling.</p>

<p>Thursday</p> <p>Listen and find</p> 	<p>Listen and find: gather 3 items that make a sound. If you have them at home it could be a whistle, toy drum, shaker etc but if not you could use keys, a water bottle which contains some liquid and a box which you could tap. Get your child to close their eyes and you have to make a sound with one of the items in front of you. Your child has to listen carefully and then choose which one you just played with.</p>	<p>Encourages: listening skills to develop, memory skills to build as they have to remember what they heard and what instrument makes a certain sound.</p>
<p>Friday</p> <p>Word jumping</p> 	<p>Word jumping: as with Monday's game, you will need to write numbers on pieces of paper. Depending on your sentence, you may need more than up to number 4. You are going to need to think of some short sentences e.g. Blue ball, It is Friday, I am happy, I am four, My name is ... You are then going to read a sentence to your child and get them to jump on how many words you said. They may need your support to begin with and you may need to say the sentence as they jump, pausing in between each word.</p>	<p>Encourages: ability to recognise that sentences can be broken into words, clearer speech as there is a pause in between each word, phonological awareness skills needed for reading.</p>

