



St Bede's Catholic Primary School

Early Years Brochure

2024-2025



Welcome to the St. Bede's Family

Dear Parents/Carers,

We want to welcome you and your child to our St Bede's family. We recognise what a privilege it is that you have entrusted us with your most precious gift—your child. We take this responsibility very seriously and will work tirelessly with you to ensure they thrive within our school whilst developing a lifelong love of learning. This booklet is designed to give you some information with regard to the Early Years curriculum and also some general information about our school community.

Yours Sincerely,

The St Bede's Team



ADMISSION OF PUPILS

Our maximum admission number for Reception class is 45 and for Nursery is 26 children. In our nursery we offer 15 hours and 30 hours funded places. An application has to be made to the Local Authority for admission into St. Bede's Catholic Primary School.

Attendance at nursery does not guarantee admission to the school.

CONTACT INFORMATION

Tel: 01325 466411

Email: admin@stbedesdarlington.bhcet.org.uk

Tapestry

Tapestry is an online 'Learning Journal' which records your child's achievements and progress at school. They represent both child-initiated activities and directed tasks. At the start of the year, we will



use your email address to send you a link. From this, you can download the Tapestry app and receive access to your child's learning journal which will be updated regularly with photos, videos and text.

Tapestry also gives you the opportunity to upload pictures/videos of what your child does at the weekend, what achievements they make and what learning they have done. For example, if your child's target is to identify numbers to 10, you may notice him or her using the remote control to change the channel correctly to channel 3. This is showing us that your child can recognise the number three independently. You will also be able to contribute life skills that are part of the Early Learning Goals (e.g. if they can fasten their coat correctly, use a knife and fork, use the toilet without help, write their name etc). We also love to hear about their achievements—Can they ride a bike? Do they attend dancing lessons? Do they know how to swim? We look forward to reading your contributions.



The Early Years Curriculum

We understand your child is unique. Our teachers use the environment (both indoors and outdoors), their experience and their skills to help your child develop the characteristics of learning: playing and exploring; active learning; and creating and thinking critically. We plan our Early Years Curriculum around play. By using structured and unstructured activities, we encourage the development of crucial early learning skills and knowledge which will provide your child with a solid foundation to build on.

There are three prime areas which run through all other strands of our work. They are:

The Prime Areas:

- Personal, Social and Emotional Development
- Communication and Language
- Physical Development



The specific areas include essential skills and knowledge. They grow out of the prime areas, and provide important contexts for learning.

The Specific Areas:

- English (reading and writing)
- Mathematics
- Understanding the World
- Expressive Arts and Design









What does the St Bede's Early Years' Curriculum look like?

At St Bede's, we have developed a bespoke curriculum that meets the needs of all our children. We then adapt this to the interests of each child to inspire in them a sense of awe and wonder. We believe that to do this, we must not only provide a stimulating, engaging environment, but also enrichment activities (including trips and visitors to school) that give them a wider sense of the world.
































Here is an example of our yearly planning:

	Autumn		Spring		Summer	
	Autumn 1	Autumn 2	Spring 1	Spring 2	Summer 1	Summer 2
Topic	Who am I and where do I live? 	Let's celebrate! 	Around the World 	Watch me grow! 	A journey through time... 	We're all going on a Summer holiday! 
Key Themes	Starting School Emotions My family My body and how to keep it healthy Where I live – Darlington and the local area Autumn	Celebrating people who help us. Celebrating other religions (Diwali, Hannukah). Celebrating the birth of Jesus (Christmas).	Winter in the UK Continents – Antarctica, Africa, North and South America, Asia and Australia Maps Oceans Weather around the world.	Our history (growing from a baby to a child) Spring Mothers and babies Hatching duck eggs From caterpillar to butterfly (watch them grow) Growing plants and vegetables	The Past and Present Our history (events from the past we can remember e.g. starting school) A trip to the world before people – Dinosaurs What would life be like without phones and indoor toilets? What was it like to be a child in the past? (Victorian Times)	Summer (re-capping all the seasons) Holidays now compared to in the past Journeys Transport (past and present)
Enrichment Activities	Visit to Hopetown Year 6 Buddies Welcome Liturgy Autumn Walk	Diwali Celebrations Police to visit school Firemen to visit school Nativity Play Christmas Stay and Play Christmas party	Jay's animal encounters Completing their continent passports Winter Walk World Book Day RSPB Bird Watch Chinese New Year	Ducklings to visit from Incredible Eggs Spring Walk Planting vegetables A visit to Acorn Dairy (Reception only) Mother's Day Easter celebrations	Father's Day Watching our vegetables grow Church visit Ascension Day	Summer walk Teddy Bear's Picnic Summer Fayre School Trip Transition Activities

A Love of Reading

At St Bede's we hope to develop a lifelong love of reading in your child. We recognise the journey of helping your child learn to read can seem like a daunting one, but with our experienced and knowledgeable team, we will support you and your child throughout it.

We do this by promoting a love of stories. Each term we teach through a variety of texts and always prioritise story time throughout the day.

	Autumn		Spring		Summer	
	Autumn 1	Autumn 2	Spring 1	Spring 2	Summer 1	Summer 2
Topic	Who am I and where do I live?	Let's celebrate!	Around the World	Watch me grow!	A journey through time...	We're all going on a Summer holiday!
Core Texts (Talk4Writing)	<p>The Colour Monster (feelings)</p>  <p>Owl Babies (Autumn/being brave)</p> 	<p>In My Mosque (other religious communities – acceptance and tolerance)</p>  <p>The Nativity (Christmas)</p> 	<p>One Snowy Night (Winter)</p>  <p>Handa's Surprise (Africa)</p> 	<p>The Ugly Duckling (traditional tales/growing)</p>  <p>The Little Red Hen (traditional tales/growing)</p> 	<p>Gigantosaurus (dinosaurs)</p>  <p>Darlington to Stockton Railway (local history)</p> 	<p>Somebody Swallowed Stanley (plastic pollution)</p>  <p>We're Going on a Bear Hunt (journeys)</p>  <p>We're going to find a Monster (journeys)</p> 
Other Texts	    	   	  	  	  	   
Non-Fiction	 		 	 		 
Poetry						

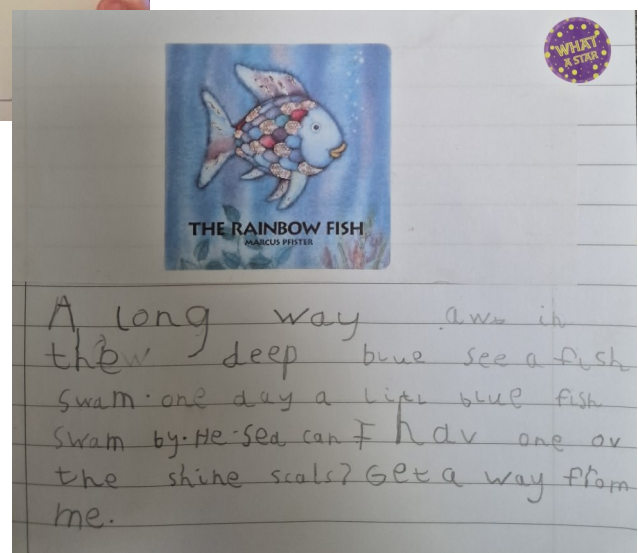

Phonics

Sounds-Write



As in all primary schools, the mechanics of reading are taught through phonics. At St Bede's we use Sounds-Write, a scheme specifically developed to help your child learn to read and write with confidence.

<https://sounds-write.co.uk/support-for-parents-and-carers/>



Snack Time

Every day, milk and water are put out at the snack table along with a selection of fresh fruit. Each child is able to come to the snack area throughout the session and help themselves to a drink and a piece of fruit.



School Lunch

The government will fund schools in England to provide every child in Reception, Year 1 and Year 2 with a hot, nutritious meal at lunch time. For Nursery children, school lunches are available on request and payable via the school's online payment system; MCAS, at £2.20 per day. If you prefer, children in both Nursery and Reception can bring a packed lunch.

Please let staff know if your child has any food allergies or special dietary requirements.

Breakfast Club

For Reception to Year 6, our school breakfast club is open from 7.45am until 8.35am, at the cost of £2.50 per day. Breakfast is served until 8.15am and consists of a selection of cereals, fruit and yoghurt and toast served throughout the week. There is also a selection of fresh fruit juices, milk and water for children to drink. If you would like your child to attend breakfast club please complete a registration form available from the office (it is a very popular service, so please apply as soon as possible).

Breakfast club is not available to children in our Nursery until after their first full term. If you would like your nursery child to be added to the waiting list please contact the school office for a form.

Drop off and Home Time Policy

Hours

Nursery

Morning Nursery – 8.40am until 11.40am (doors open at 11.30 for collection)

Afternoon Nursery 12.30pm until 3.30pm

All Day Nursery: 8.50am—2.50pm

Reception 8.35am—3.00pm

Nursery:

Nursery children are taken around the side of the Reception Class and enter through their cloakroom. This is where they are collected too.

Reception:

Reception children enter through the green gate and first white door.

Home Time:

We are responsible for ensuring the safety of each child in our care therefore:

- Children may not be collected by any other adult without the knowledge and permission of the parent/carer.
- The school staff must always know who is expected to collect your child.
- Children should always be collected by a responsible adult who is known to school and to the child.
- If it is necessary for any other adult to collect a child, staff must be informed and that person should provide identification if they are not already known to school staff.

Checklist

- Please label all items of uniform including coats, hats, gloves and shoes.
- Please provide a pair of **wellies** to be kept in school at all times..



Reception:

- Burgundy sweater/cardigan, white polo shirt, grey trousers/skirt/pinafore.
- PE kit is a white t-shirt, black shorts, leggings or joggers together with their school jumper or cardigan and black trainers. (Children wear their PE kit to school on PE day.)
- Please provide a change of clothes, even if your child is potty trained as they may need changing after outdoor play.
- Book bags should be brought to school each day.

Nursery

- Blue sweater/cardigan and comfortable bottoms that your child can manage independently.



