


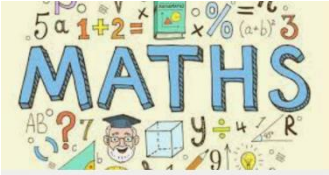


Class 2 Half-Termly letter Autumn 2

Dear parents/carers,

Welcome back. We have had a brilliant start in Year 1 and are all settled into our new class and routine. Please find below an overview of what we are learning this half term. I have also included ways you can support your child at home.

PE Kit should be brought into school on Monday and can be left for half term. Please ensure your child is wearing the correct uniform for school and that long hair is tied back. Please ensure that all of your child's belongings are labelled.

Subject	What we are learning	What you can do to help your child at home
 <p style="text-align: center;">Religious Education And RSE</p>	<p>In RE we will complete the topic 'Baptism', talking about different objects, signs and symbols that we would see during this sacrament. We will then move on to 'Advent'. We will talk about the Christmas story and what that means for Christians.</p> <p>In RSE, we will continue the topic 'Created and Loved by God'. We will talk about how we have all been created unique and special with our own talents and abilities.</p>	<p>Read the Christmas story with your child.</p> <p>Make your own Advent countdown, for example, using a calendar.</p> <p>Talk to your child about their gifts and talents and how this makes them unique.</p>
	<p>We will continue to learn about addition and subtraction using numbers up to 10. We will learn different representations of this, such as using pictures or part-whole models. We will use objects, a number line and pictorial representations to help us. We will learn the number bonds to 10 by heart.</p> <p>We will continue to practise number formation daily.</p>	<p>Use everyday objects at home to practise addition and subtraction questions.</p>



This half term, we will begin to develop our sentences by using 'and'. We will look at different styles of writing, such as retells and letters. We will continue practising letter formation regularly and completing activities that ensure correct pencil grip. If you would like any further information on this, please speak to Mrs Ruggeri.


Reading - please ensure you read with/ensure your child reads for 15 minutes each day. Talk about what you have read and ask simple questions to check your child's understanding. Please sign your child's reading record daily.

When reading, we will be sharing a range of fiction and non-fiction texts and answering questions about them.



Our next science topic is 'Plants'. We will learn the different parts of a plant. We will look at different types of trees and talk about why some lose their leaves in autumn and why some stay green all year round. We will also think about which foods come from plants and how they grow.

Talk about different plants you see in the environment. Are they different to what you would see in the summer?



We will be finishing our History topic 'Toys Through Time' before moving on to Geography, 'Where I Live'. Children will learn about their local area. They will identify different human and physical features. They will begin to use very simple maps with keys.



Talk about what you like to do in your local area.

Use positional language to describe the location of something.



A sports coach will lead the Monday session and Mrs Ruggeri will lead the Wednesday session. Children will be practising skills in games and gymnastics.

Our PE days are Monday and Wednesday. Please ensure your child has their PE kit into school.

 <p>A blue square icon with the word 'COMPUTING' in white, bold, capital letters. The background is filled with various white icons representing technology, such as laptops, tablets, smartphones, and network symbols.</p>	<p>Continuing from Autumn 1, children will input simple instructions into a programme to create an outcome, such as making an onscreen character move.</p>	<p>Ask children to write or order instructions. Talk about how, if you complete a task in a different order, it may change the outcome.</p>
 <p>A colorful, hand-drawn illustration with the words 'CREATIVE ARTS' in the center. The background is purple and filled with various art supplies like paintbrushes, pencils, scissors, and a palette. There are also some abstract shapes and a small character.</p>	<p>In Design Technology, our topic is 'Textiles'. We will look at making different creations out of textiles. We will decorate our textiles using pens, crayons or collage materials. We will cut textiles to the size we wish to use. We will join textiles together using glue and a stitch.</p>	<p>Look at patterns on different clothes and bags. How have they been created?</p>

We will continue to use the seesaw class app and family as a platform to communicate with parents as well as share some of their work from school.

If you have any further questions on how you can support your child with their learning this term, please do not hesitate to contact Mrs Ruggieri.