


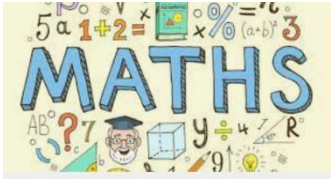





Class 6 Half-Termly letter Spring 1




Dear parents and carers,
 Another half term over! This year is flying by!
 This newsletter informs you of the topics this term and gives some suggestions on how you can support your child with their learning. Please encourage and support your child to read at home and upload to Seesaw. Remember we start promptly at 8.50am, with doors opening at 8.40am and the school day finishes at 3.20pm. Please ensure that children are in school as much as possible, on time.
 Thank you for continuing to adhere to the uniform and PE kit policies. PE Kit should be brought into school on Monday and can be left for half term. Please continue to ensure your child is wearing the correct uniform for school and that long hair is tied back. Also, as the weather continues to be cold, children need to bring a coat, hat, gloves etc. in to school.

*****Please note – YEAR 6 SATS WEEK IS 13TH – 16TH MAY 2024

| Subject | What we are learning | What you can do to help your child at home |
|--|---|---|
|  <p>Religious Education And RSE (Relationships and Sex Education)</p> | <p>Year 5 - 'Memorial Sacrifice'. In 'Memorial Sacrifice' we learn more about the Eucharist and how it keeps the memory of Jesus alive and present. The Big Questions are: Why do we need memories?</p> <p>Year 6 – 'Unity.' In Unity, we learn more about how the Eucharist enables people to live in communion. Big questions are: Why are we happiest when we are united?</p> <p>In RSE we will continue use Ten-Ten.</p> | <p>Speak to your child about what they have learnt during the lessons.</p> <p>Help your child to understand the concepts taught and how they can use what they have learnt in their daily routines.</p> |

| | | |
|---|---|---|
|  | <p>This term this is an example of objectives we will continue to focus on:</p> <ul style="list-style-type: none"> • Percentages including % of amounts. • Equivalent fractions, decimals and %. • Converting measurements • Arithmetic • Problem solving • Reasoning | <p>Encourage Year 6 children to use their SAT's practice books at home.</p> <p>Children MUST confidently know times tables – please encourage them to learn them at home.</p> <p>On Seesaw there is a maths knowledge organiser. This would be great for children to continue to learn from on a regular basis.</p> |
|  | <p>This half term we are excited to be introducing a new writing scheme created by 'Curriculum by Unity Partnership' (CUSP). CUSP is built around the belief that every child should be taught the key skills and techniques to be able to write effectively. The curriculum is carefully structured to ensure pupils build upon prior knowledge to master writing and develop their ideas. Within lessons, subject knowledge runs through each unit, learning and rehearsing key skills, which in turn children apply to well-planned pieces of writing.</p> | <p>If children are completing any work at home, please encourage high standards.</p> <p>Reading – please ensure you read with/ensure your child reads 3 times per week and uploads comments on to Seesaw.</p> |
|  | <p>Year 5 will be finishing 'Forces'. They will then continue to explore 'Sound Waves and the Structure of the Ear'. In Sound, the children will recall the different structures of the ear and the function of each part, explain how sound waves can be modelled and describe what happens to a sound wave over time. They will have the</p> | <p>Ask your children what they have learnt can they recap their new learning and explain it to you?</p> |

| | | |
|---|---|---|
| | <p>opportunity to calculate the speed of sound in different substances.</p> <p>For Year 6 children will finish their Evolution topic and begin their Physics units – first being ‘Light and Seeing.’</p> <p>In Light and Seeing, Year 6 will:</p> <ul style="list-style-type: none"> • recognise that light appears to travel in straight lines, • use the idea that light travels in straight lines to explain that objects are seen because they give out or reflect light into the eye, • explain that we see things because light travels from light sources to our eyes or from light sources to objects and then to our eyes, • use the idea that light travels in straight lines to explain why shadows have the same shape as the objects that cast them. | |
|  | <p>We will begin our new topic – The Home Front.</p> <p>This topic will focus on what it was like to live on the British Home Front, especially the Headland and Hartlepool, during WWII. As we are in a very fortunate place living on the historic Headland, we will also be studying WW1 Bombardment and the effect on our local community.</p> | <p>Do you have any information you can share about WW2 with us? Was your family affected during the war? Have you got any photos and documents?</p> <p>Ask your children what they have learnt can they recap their new learning and explain it to you?</p> |

| | | |
|---|---|--|
|  | <p>This term we are focussing on:</p> <p>Tuesday: Football with sports coaches</p> <p>Wednesday: Rounders</p> | <p>Our PE days are Tuesday and Wednesday. As PE may sometimes be outside, please ensure children have plain black leggings/jogging bottoms and a plain black hoody/jumper alongside their other kit.</p> |
|  | <p>Spreadsheets: Our unit will be 'Blogging.' This unit will give children a basic understanding of how to plan, create and present their own blog.</p> | <p>Children can log on to their Purple Mash account at home and practice their skills.</p> |
|  | <p>Design and Technology</p> <p>Simple savoury recipes (War/1940's theme)</p> | |

We will continue to use the seesaw class app and family as a platform to communicate with parents as well as share some of their work from school. If you have any further questions on how you can support your child with their learning this term, please do not hesitate to contact Mrs McMurdo. Thank you for your continued support.