
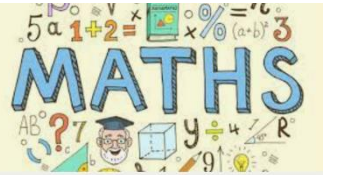










Class 4 Half-Termly letter Spring 2

Dear parents and carers,

This letter informs you on the topics that your children will be covering this term and what you can do at home to support them. PE Kit should be brought into school on Monday and can be left for half-term. Please ensure your child is wearing the correct uniform for school and that long hair is tied back.

Subject	What we are learning	What you can do to help your child at home
 <p style="text-align: center;">Religious Education</p>	<p>In RE we will be focusing on the following topics:</p> <p style="text-align: center;">Y3 – Listening and Sharing</p> <p>We will explore how Catholics listen to the Word of God and share Holy Communion. Our big question this term is ‘What is so important about listening and sharing?’.</p> <p style="text-align: center;">Y4 – Celebrating the Mass</p> <p>We will explore the structure of the Mass and its meaning. Our big question this term is ‘What do Catholics believe and do?’</p>	<p style="text-align: center;">Speak to your child about what they have learnt during their lessons.</p> <p style="text-align: center;">Help your child to understand the concepts taught and how they can use what they have learnt in their daily routines.</p>
 <p style="text-align: center;">MATHS</p>	<p>The children will be focusing on fractions.</p> <p style="text-align: center;">Y3 – unit fractions, non-unit fractions and equivalent fractions.</p> <p style="text-align: center;">Y4 – mixed numbers, improper fractions and adding/subtracting fractions.</p>	<p style="text-align: center;">Speak to your child about what they have learnt during the lessons.</p> <p style="text-align: center;">Help them to recall what they have learnt by using the concepts at home and ask them to show you what they have learnt with further examples.</p> <p style="text-align: center;">We will also be recalling our times tables and building our mental arithmetic in sessions across the week.</p>

 <p>A graphic for the English subject featuring the word 'ENGLISH' in large, colorful letters. Surrounding the text are various educational icons such as a pencil, a book, a lightbulb, and a speech bubble. The background is white with faint, scattered letters and symbols.</p>	<p>This half term we are excited to be introducing a new writing scheme created by 'Curriculum by Unity Partnership' (CUSP). CUSP is built around the belief that every child should be taught the key skills and techniques to be able to write effectively. The curriculum is carefully structured to ensure pupils build upon prior knowledge to master writing and develop their ideas. Within lessons, subject knowledge runs through each unit, learning and rehearsing key skills, which in turn children apply to well-planned pieces of writing</p>	<p>Reading – please ensure your child reads at least twice a week. This can be recorded on Seesaw by responding to weekly reading assignments.</p>
 <p>A graphic for the Science subject with the word 'SCIENCE' in bold, black letters. It is surrounded by various scientific icons including a microscope, a beaker, a lightbulb, a DNA helix, and a globe. The background is a light grey with a grid pattern.</p>	<p>Y3 - This term we will be learning about magnets and forces. Children will learn what a force is and how objects move on different surfaces. We will also explore how magnets attract and repel.</p> <p>Y4 – This term we will be learning about electricity. Children will learn about electrical appliances and how to create a simple. We will also investigate insulators and conductors and how these effect the function of electrical circuits.</p>	<p>Speak to your child and ask questions about what they have learnt during the lessons. Help the children to understand the concepts taught.</p>
 <p>A graphic for the History subject with the word 'HISTORY' in large, blue, block letters. The letters are decorated with small, colorful icons representing different historical periods and figures. The background is white with a faint grid pattern.</p>	<p>In History we will be starting our new topic Comparing Ancient Civilisations. Children will learn what is important for a civilisation to be successful. We will also explore and compare what life was like in Ancient Egypt and Ancient Greece.</p>	<p>Speak to your child and ask questions about what they have learnt during the lessons. Help and encourage them to research their questions or further interests following a lesson at school.</p>
 <p>A graphic for Physical Education (PE) with the letters 'PE' in large, blue, block letters. The letters are surrounded by various sports-related icons such as a soccer ball, a tennis racket, and a badminton shuttlecock. The background is white with a faint grid pattern.</p>	<p>This term we are focusing on: Thursday - Gymnastics Friday – Swimming sessions at Mill House Leisure Centre</p>	<p>Our PE days are Thursday and Friday. Please ensure your child brings their PE kit into school on Monday, this can remain in school for the half-term.</p>

 <p>A blue square graphic with the word 'COMPUTING' in white, bold, sans-serif capital letters. The background is filled with various white icons representing digital technology, such as laptops, tablets, smartphones, and network symbols.</p>	<p>We will be continuing to follow the computing scheme on Purple Mash, this term focusing on effective searching; the children will learn to locate information on the search results page and use a search engine to effectively find out information.</p>	<p>Speak to your child about what they have learnt during the lessons. Support any ICT or computing use at home by discussing how to use their devices safely and what to do if they are presented with unknown or inappropriate images, messages or links.</p>
 <p>A colorful, hand-drawn illustration with the words 'CREATIVE ARTS' in large, white, stylized letters. The background is purple and filled with various art and design tools and symbols, including a laptop, a camera, a pencil, a paint palette, a ruler, a compass, a pair of scissors, a lightbulb, and a smiling face.</p>	<p>Music –Children will be focusing on the song Lean On Me by Bill Withers. They will learn to listen and appraise to a range of music with opportunities to perform.</p> <p>DT – This term we will be learning about resistant materials. The children will use research and exploration to design and create their own working kite.</p>	<p>Using the skills learnt during our lessons, can your child apply these to other media?</p>

We will continue to use the seesaw class app and family as a platform to communicate with parents as well as share some of their work from school.

If you have any further questions on how you can support your child with their learning this term, please do not hesitate to contact Miss Gardner.