



EYFS Half-termly Letter Summer 1

Dear Parents/Carers,

During this term the focus topics in Nursery will be 'Down on the farm and terrific tales.' We will be providing opportunities to stimulate the children's curiosity, understanding, knowledge and imagination. Through observations we will follow the children's interests, this may lead us to look in more detail at:

- Talking about the different animals we may see at a farm.
- Exploring other animals and where they may live.
- Reading different fairytales such as goldilocks and three bears and the gingerbread man.

We will continue to follow the children's interests to provide further learning experiences.

RE topics for the term are:



GOOD NEWS - Passing on the Good News of Jesus


Islam - Special objects

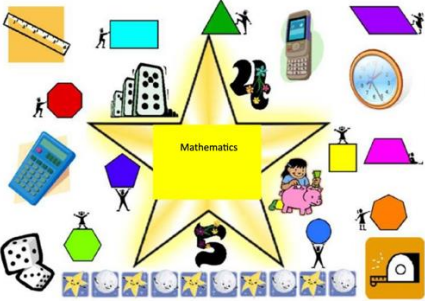

FRIENDS - Friends of Jesus

OUR WORLD - God's wonderful world

Area of Learning	What we are learning	What you can do to help your child
------------------	----------------------	------------------------------------

<p>Personal, Social, Emotional Development.</p> 	<p>We will explore different emotions through pictures relating to real life situations.</p> <p>The children will be encouraged to go to the toilet and wash their hands independently.</p> <p>Children will be encouraged to put their coats on independently and attempt to zip their own coat.</p>	<p>Talk about the emotions your child has at home.</p> <p>Encourage your child to go to the toilet and wash their hands independently at home.</p> <p>Encourage your child to put their own coat on.</p>
<p>Communication and Language.</p> 	<p>Children will be encouraged to answer what, where, who and how questions.</p> <p>We will continue to read a range of stories in the classroom, asking questions when appropriate.</p> <p>Children to continue to follow 2 or 3 part instructions.</p> <p>Children will be encouraged to use prepositional language within their play such as in, on and under.</p>	<p>Continue to read stories with your child at home to develop listening and attention skills.</p> <p>Continue to sing nursery rhymes at home to develop their language skills.</p> <p>Encourage your child to follow 2 or 3 part instructions e.g. wash dolly's face</p> <p>Ask your child where objects may be in the house. Is it in the jar, under the bed etc.</p>
<p>Physical Development.</p>	<p>We will be catching and throwing a ball in a variety of ways.</p>	<p>Practice throwing and catching a ball at home.</p>

	<p>We will be looking at different places and people around the world and how they are different and similar to us.</p>	
<p>Literacy.</p> 	<p>The children will continue tracing over their names, developing their pencil control.</p> <p>There will be a range of books available for the children to access within the room and explore individually or with an adult.</p> <p>Within phonics, children will start to orally blend and segment CVC words.</p> <p>Children will be encouraged to recognise their names on their pegs.</p> <p>The children will be encouraged to explain what they have made when mark making or drawing.</p>	<p>Encourage your child to write their first name at home.</p> <p>Read stories with your child at home.</p> <p>Video's will be put on seesaw to support phonics at home.</p> <p>Encourage your child to recognise their name at home. This could be from something personalised or from you writing their name and another person's name.</p> <p>Draw pictures at home encouraging your child to explain what they have made.</p>

<p>Mathematics.</p> 	<p>We will be encouraging the children to sort objects by size and colour.</p> <p>We will provide opportunities for the children to recognise the numerals 1, 2, 3, 4, 5.</p> <p>Continue to subitise to 5 - knowing the number from looking not counting individually.</p>	<p>Sort objects at home.</p> <p>If you see a number from 1-5 ask your child if they can identify the number they see.</p> <p>Number games to 5 - subitising, counting, finding 5 objects and counting backwards.</p>
<p>Expressive Arts and Design.</p> 	<p>The children will be encouraged to use colours for a purpose, e.g. using brown for a horse not pink.</p> <p>Encouraging children to create their own story within their role play.</p> <p>When the children have drawn a picture, we will ask them what they have drawn.</p>	<p>Encourage your child to draw at home using colours for a purpose.</p> <p>Join in with their role play ideas at home encouraging their imagination.</p> <p>Encourage your child to describe what they have drawn when they have created a picture.</p>

We will continue to use the seesaw class app as a platform for the children to complete homework as well as sharing some of their work from school. Can we also remind parents/carers to download the Seesaw families app as this will allow you to see your child's completed work and also any important messages.

Thank you for your continued support.