



## **SOUTH**

- Preston
- South Ribble
- West Lancashire
- Chorley

# **Secondary School Admissions in South Lancashire 2026/27**

This information should be read along with the main booklet  
“Admissions to Lancashire Schools - Information for Parents 2026/27”

# **APPLY ONLINE**

**[www.lancashire.gov.uk/schools](http://www.lancashire.gov.uk/schools)**

The closing date for applications is  
**Friday 31 October 2025**

[lancashire.gov.uk](http://lancashire.gov.uk)



# Definitions

---

## For Voluntary Aided, Foundation, Free Schools and Academies for Admission Purposes

The following terms used throughout this booklet are defined as below, except where individual arrangements spell out a different definition.

---

### Distance

The 'straight line' method of measurement only applies for admission purposes. For transport 'walking routes' are used to determine distance. Explanations of these terms can be found in the main booklet.

---

### Parents/Family Members

A parent is any person who has parental responsibility or care of the child. Where admission arrangements refer to 'parent's attendance at church' it is sufficient for just one parent to attend. 'Family members' include only parents and siblings.

---

### Medical/Social/Welfare

Where schools have a medical/social/welfare admission criterion then this should take into account the circumstances of the child and the family. Please note the Local Authority information in the accompanying admissions booklet.

---

### Looked After Children

The School Admissions Code [December 2021] states that within the oversubscription criteria, the highest priority **must** be given to looked after children and children who were looked after, but ceased to be so because they were adopted (or became subject to a residence order or special guardianship order). This includes children who are legally adopted from overseas. Relevant, legal documents must be provided to evidence the adoption.

A 'looked after child' (1) or a child who was previously looked after but immediately after being looked after became subject to an adoption (2) child arrangements order (residency order) (3) or special guardianship order (4).

*(1) A 'looked after child' is a child who is (a) in the care of a local authority, or (b) being provided with accommodation by a local authority in the exercise of their social services functions (see the definition in Section 22(1) of the Children Act 1989) at the time of making an application to a school.*

*(2) This includes children who were adopted under the Adoption Act 1976 (see section 12 adoption orders) and children who were adopted under the Adoption and Children Act 2002 (see section 46 adoption orders).*

*(3) Under the provisions of s.12 of the Children and Families Act 2014, which amend section 8 of the Children Act 1989, residence orders have now been replaced by child arrangements orders.*

*(4) See Section 14A of the Children Act 1989 which defines a 'special guardianship order' as an order appointing one or more individuals to be a child's special guardian (or special guardians).*

Admission Authorities for faith schools may give priority to all looked after children and previously looked after children whether or not of the faith, but they must give priority to looked after children and previously looked after children of the faith before other children of the faith. Where any element of priority is given in relation to children not of the faith they must give priority to looked after children and previously looked after children not of the faith above other children not of the faith.

<b>Contents</b>	<b>Page</b>
<b>Maps of Secondary Schools by Area</b>	
Preston	<b>8</b>
South Ribble	<b>9</b>
West Lancashire	<b>10</b>
Chorley	<b>11</b>
<b>Information about Admission to Secondary Schools in Preston, South Ribble, West Lancashire and Chorley</b>	<b>12</b>
<b>Admission Policy &amp; Criteria for Community and Voluntary Controlled Schools in Preston, South Ribble, West Lancashire and Chorley Districts</b>	<b>13</b>
<b>Schools in the Preston Area</b>	
<b><i>Community Schools:</i></b>	
Ashton Community Science College	<b>15</b>
Broughton High School	<b>16</b>
<b><i>Voluntary Aided Schools:</i></b>	
Archbishop Temple School	<b>18</b>
Corpus Christi Catholic High School	<b>20</b>
Our Lady's Catholic High School	<b>22</b>
St Cecilia's Roman Catholic High School	<b>23</b>
Preston Muslim Girls High School	<b>24</b>
<b><i>Foundation School:</i></b>	
Moor Park High School & Sixth Form	<b>25</b>
<b><i>Academy:</i></b>	
Longridge High School	<b>17</b>
Christ the King Catholic High School	<b>20</b>
Fulwood Academy	<b>27</b>
<b><i>Free School:</i></b>	
Eden Boys' School, Preston	<b>26</b>
<b>Schools in the South Ribble Area</b>	
<b><i>Community and Voluntary Controlled Schools:</i></b>	
Balshaw's Church of England High School	<b>28</b>
Penwortham Girls' High School	<b>30</b>
<b><i>Voluntary Aided Schools:</i></b>	
Hutton Church of England Grammar School	<b>35</b>
All Hallows Catholic High School	<b>36</b>
St Mary's Catholic High School, Leyland	<b>37</b>
Brownedge St Mary's Catholic High School	<b>38</b>

<b>Academies:</b>	
Academy @ Worden	<b>34</b>
Lostock Hall Academy	<b>29</b>
Penwortham Priory Academy	<b>31</b>
Walton-le-Dale High School	<b>32</b>
Wellfield High School	<b>33</b>
<b>Schools in the West Lancashire Area</b>	
<b>Community and Voluntary Controlled Schools:</b>	
<b>Voluntary Aided Schools:</b>	
Our Lady Queen of Peace Catholic Engineering College	<b>43</b>
St Bede's Catholic High School	<b>44</b>
<b>Foundation School:</b>	
Lathom High School	<b>42</b>
<b>Academy:</b>	
Burscough Priory Academy	<b>39</b>
Up Holland High School	<b>41</b>
Ormskirk School	<b>40</b>
Tarleton Academy	<b>45</b>
<b>Schools in the Chorley Area</b>	
<b>Voluntary Aided School:</b>	
Holy Cross Catholic High School	<b>51</b>
<b>Academies:</b>	
Albany Academy	<b>46</b>
Bishop Rawstorne Church of England Academy	<b>49</b>
Parklands Academy	<b>47</b>
St Michael's Church of England High School	<b>52</b>
Southlands High School	<b>48</b>
<b>School Open Evenings</b>	<b>5</b>
<b>Home to School Transport</b>	<b>53</b>
<b>Privacy Notice</b>	<b>54</b>
<b>Application Form</b>	<b>55</b>
<b>Application Form for Archdiocese of Liverpool Roman Catholic Secondary Schools – Supplementary Information Form (SIF)</b>	<b>59</b>
<b>Timetable for Admission to Lancashire Secondary Schools 2026-27</b>	<b>57</b>
<b>Does your child qualify for Free School Meals?</b>	<b>58</b>
<b>Atypical Admissions</b>	<b>61</b>
<b>When will I hear the outcome of my application?</b>	<b>62</b>

**DATES OF PARENTS' OPEN EVENINGS FOR PUPILS  
TRANSFERRING TO SECONDARY SCHOOLS IN 2026**

*Please contact the school(s) for full details. Are you a parent of a child(ren) due to transfer to secondary school in September 2026? If so, you are invited to attend the Open Evenings / Days as follows:*

**PRESTON SECONDARY SCHOOLS**

<b>SCHOOL</b>	<b>For further details</b>	<b>PLANNED DATE</b>
Fulwood Academy	School website	Thursday 11 <sup>th</sup> September 2025 4pm-7pm
Broughton High School	School website	Thursday 18 <sup>th</sup> September 2025 6pm-9pm
Ashton Community Science College	School website	Thursday 25 <sup>th</sup> September 2025 6pm-9pm
Moor Park High School & Sixth Form	School website	Please check the school website for up-to-date details.
Longridge High School	School website	Please check the school website for up-to-date details.
St Cecilia's Roman Catholic High School	School website	Thursday 11 <sup>th</sup> September 2025 5pm-7.30pm
Christ the King Catholic High School	School website	Thursday 25 <sup>th</sup> September 2025 3.30pm-6.30pm
Our Lady's Catholic High School	School website	Thursday 2 <sup>nd</sup> October 2025 6pm-8.30pm
Corpus Christi Catholic High School	School website	Wednesday 17 <sup>th</sup> September 2025 6pm-8.30pm
Archbishop Temple School	School website	Thursday 9 <sup>th</sup> October 4pm-7pm
Preston Muslim Girls High School	School website	Saturday 9 <sup>th</sup> October 10am-2pm
Eden Boys' School, Preston	School website	Thursday 2 <sup>nd</sup> October 2025 5pm-8pm

## SOUTH RIBBLE SECONDARY SCHOOLS

SCHOOL	For further details	PLANNED DATE
Hutton Church of England Grammar School	School website	Thursday 2nd October 5pm
All Hallows Catholic High School	School website	Thursday 25 <sup>th</sup> September 5 pm
Penwortham Priory Academy	School website	Tuesday 23rd September 4pm-8pm
Penwortham Girls' High School	School website	Thursday 2nd October 5pm-8.30pm
Lostock Hall Academy	School website	Wednesday 24 <sup>th</sup> September 2025 TBC
Brownedge St Mary's Catholic High School	School website	Wednesday 1st October 5.30pm
Walton-le-Dale High School	School website	Please check the school website for up-to-date details.
St Mary's Catholic High School, Leyland	School website	Wednesday 24 <sup>th</sup> September 2025 5pm-8pm
Wellfield Academy	School website	Wednesday 17 <sup>th</sup> September 4.30pm-7pm
Academy @ Worden	School website	Thursday 25 <sup>th</sup> September 5pm
Balshaw's Church of England High School	School website	Thursday 2nd October 5.30pm

## WEST LANCASHIRE SECONDARY SCHOOLS

SCHOOL	For further details	PLANNED DATE
Ormskirk School	School website	Thursday 25th September 2025
Burscough Priory Academy	School website	Thursday 25th September 2025 4pm- 7pm
St Bede's Catholic High School	School website	Friday 2nd October 2025 6pm
Up Holland High School	School website	Thursday 2nd October 2025 5pm-7.30pm
Lathom High School	School website	Thursday 18th September 2025 5pm-7.30pm
Our Lady Queen of Peace Catholic Engineering College	School website	Please check the school website for up-to-date details.
Tarleton Academy	School website	Wednesday 1st October 2025 4pm-8pm

## CHORLEY SECONDARY SCHOOLS

SCHOOL	For further details	PLANNED DATE
Bishop Rawstorne Church of England Academy	School website	Thursday 25th September 2025
Parklands Academy	School website	Thursday 2nd October 5 pm-8pm.
Southlands High School	School website	Please check the school website for up-to-date details.
Holy Cross Catholic High School	School website	Thursday 16th October 2025 4,30pm-7pm
Albany Academy	School website	Thursday 25th September 2025 5pm
St Michael's Church of England High School	School website	Thursday 11th September 2025 5.30pm-8pm.

**Open Evening details are correct at the time of printing.  
Parents are advised to check with the school or in the local press for any changes.**

## Secondary Schools in the Preston Area

No	School Name	School Type	Page
1.	Fulwood Academy	Academy	27
2.	Broughton High School	Community	16
3.	Ashton Community Science College	Community	15
4.	Moor Park High School & Sixth Form	Foundation	25
5.	Longridge High School	Academy	17
6.	St Cecilia's Roman Catholic High School	Voluntary Aided	23
7.	Christ the King Catholic High School	Academy	20
8.	Our Lady's Catholic High School	Voluntary Aided	22
9.	Corpus Christi Catholic High School	Voluntary Aided	21
10.	Archbishop Temple School	Voluntary Aided	18
11.	Preston Muslim Girls High School	Voluntary Aided	24
12.	Eden Boys' School, Preston	Free School	26

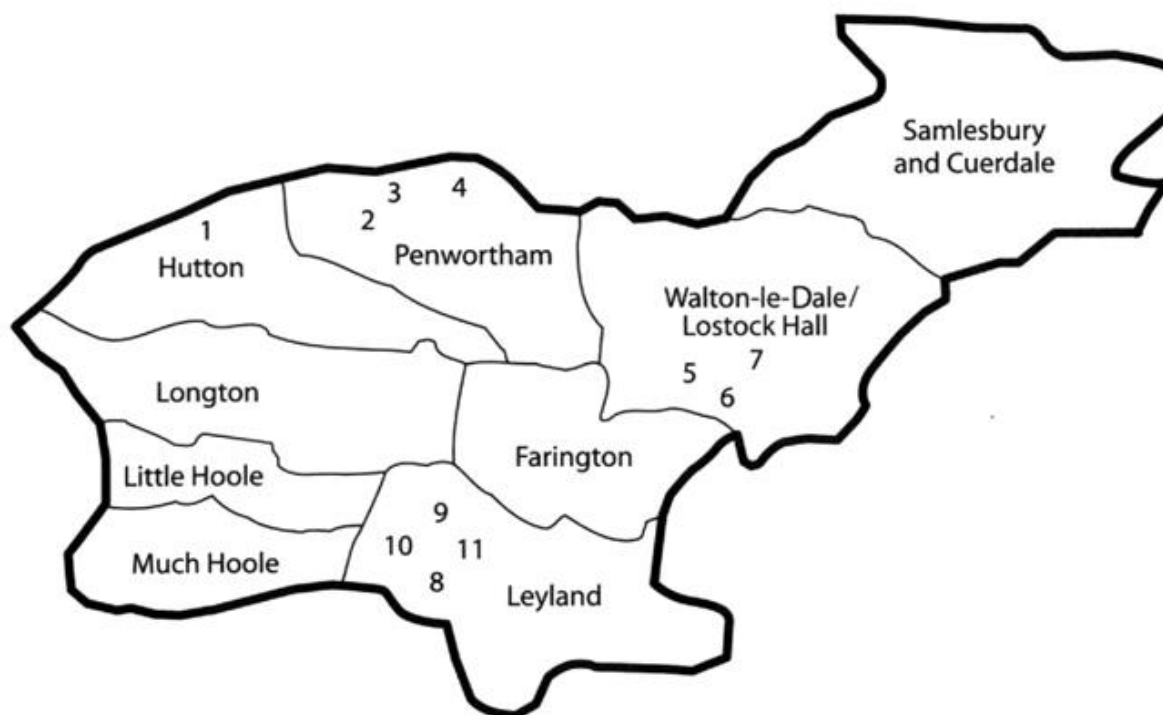


(This map is for information only and indicates the general location of each secondary school. The map is not a part of the admission arrangements for any school. These are stated under the entry for each school within this booklet).



## Secondary Schools in the South Ribble Area

No	School Name	School Type	Page
1.	Hutton Church of England Grammar School	Voluntary Aided	35
2.	All Hallows Catholic High School	Voluntary Aided	36
3.	Penwortham Priory Academy	Academy	31
4.	Penwortham Girls' High School	Community	30
5.	Lostock Hall Academy	Academy	29
6.	Brownedge St Mary's Catholic High School	Voluntary Aided	38
7.	Walton-le-Dale High School	Community	32
8.	St Mary's Catholic High School, Leyland	Voluntary Aided	37
9.	Wellfield High School	Community	33
10.	Academy@Worden	Academy	34
11.	Balshaw's Church of England High School	Voluntary Controlled	28



(This map is for information only and indicates the general location of each secondary school. The map is not a part of the admission arrangements for any school. These are stated under the entry for each school within this booklet).

**Policies are accurate at time of printing and are subject to change.  
Parents are advised to look at the LCC website in case of change:  
[www.lancashire.gov.uk/schools](http://www.lancashire.gov.uk/schools)**

## Secondary Schools in the West Lancashire Area

No	School Name	School Type	Page
1.	Ormskirk School	Academy	40
2.	Burscough Priory Academy	Academy	39
3.	St Bede's Catholic High School	Voluntary Aided	44
4.	Up Holland High School	Academy	41
5.	Lathom High School	Foundation	42
6.	Our Lady Queen of Peace Catholic Engineering College	Voluntary Aided	43
7.	Tarleton Academy	Academy	45



(This map is for information only and indicates the general location of each secondary school. The map is not a part of the admission arrangements for any school. These are stated under the entry for each school within this booklet).

## Secondary Schools in the Chorley Area

No	School Name	School Type	Page
1.	Bishop Rawstorne Church of England Academy	Academy	49
2.	Parklands Academy	Academy	47
3.	Southlands High School	Academy	48
4.	Holy Cross Catholic High School	Voluntary Aided	51
5.	Albany Academy	Academy	46
6.	St Michael's Church of England High School	Academy	52



(This map is for information only and indicates the general location of each secondary school. The map is not a part of the admission arrangements for any school. These are stated under the entry for each school within this booklet).

## Information about Admission to Secondary Schools in Preston, South Ribble, West Lancashire and Chorley

---

This information is about secondary schools in Preston, South Ribble, West Lancashire and Chorley. Similar information about other areas is available from Area Education Offices listed on the first page of the booklet "Admissions to Lancashire Schools – Information for Parents". It is possible for you to state a preference for schools in different areas. You should, however, only submit one application form.

In this information, you will find brief details about each school including the admission number. This is the number of children who can be offered a place at the school in September 2026. Further information you may need is available if you contact either the school concerned or the Area Education Office.

### Information provided about each school

---

You are given the basic details about each school – name, address, Headteacher's name etc, plus the total number of pupils who attend. You will be particularly interested in the number of places available for September 2026 – **the admission number**.

For Community and Voluntary Controlled Schools, there is additional information given below the main school details. This refers to the intake of pupils in September 2025. On the left-hand side, it states the number of places that were available for that year (i.e. the admission number) and the number of preferences that were received for the school.

For Voluntary Aided, Foundation, Free Schools and Academies similar information is given about the number of preferences expressed. You are also given some details of the admissions policy. This is individual to each school. Details about how the criteria were applied can be requested from the individual school.

**For Voluntary Aided, Foundation, Free Schools and Academies please note that this booklet contains summaries of the policies only. You must approach the school for a copy of their full policy if you are thinking of applying.**

Please note that for secondary schools in Lancashire's co-ordinated admission scheme, information is given about preferences expressed for 2025. Given the variety of Admission Authorities involved and additional schools outside the co-ordinated system, the figures may need further interpretation for individual schools.

Parents for whom the previous level of application is an important issue are advised to discuss the matter with the Admissions Team at the Area Education Office or with the individual school concerned.

### Confirmation of Offers

---

For September 2026, offers will be confirmed online only for all those who apply on Lancashire's online system (this was around 95% of applicants for the previous year). For those who do not receive a first preference offer, links to reserve list and appeal forms will be available.

Lancashire's online system will go live on morning of 2 March 2026 to allow online applicants to view their school offer.

Letters will be issued by second class post on 2 March 2026 to any applicants who submit a paper form.

**Apply online at [www.lancashire.gov.uk/schools](http://www.lancashire.gov.uk/schools)**

# Admission Policy & Criteria for Community and Voluntary Controlled Schools in Preston, South Ribble, West Lancashire & Chorley Districts

*(This can also apply to schools that are in transition to Academy status)*

An admission number will be published showing the maximum number of pupils that the school will admit in the Autumn Term 2026. Parents are given the opportunity to express three preferences for a secondary school. Published criteria are used to decide which children should be offered the available places. In secondary schools an equal preference system operates, whereby the three parental preferences are given equal status. Each preference will be considered equally against the admissions criteria.

## **When a secondary school is oversubscribed the following priorities apply in order:**

1. Looked after children or a child who was previously looked after, but immediately after being looked after became subject to an adoption, child arrangement order, or special guardianship order or those children who appear to the school to have been in state care outside of England and ceased to be in state care as a result of being adopted, then
2. Children for whom the Local Authority accepts that there are exceptional medical, social or welfare reasons which are directly relevant to the school concerned. (See note (i) below) then
3. Children eligible for services premium, then
4. Children living within the school's geographical priority area with older brothers or sisters attending the school when the younger child will start, (see note iii below).
5. Children living within the school's geographical priority area, then
6. Children living outside the school's geographical priority area with older brothers or sisters still attending the school when the younger child will start (See note (iii) below) then
7. Children living outside the school's Geographical Priority Area (see note (iv) below).

## **Notes**

- (i) The medical, social and welfare criterion will consider issues relevant to the child and/or the family. This category may include children without a statement who have special needs.
- (ii) As required by law, all children with a Statement of Special Educational Needs/EHC naming a school will be admitted before the application of the over-subscription criteria. Children who have a statement for special needs have their applications considered separately.
- (iii) Brothers and sisters includes step children, half brothers and sisters, fostered and adopted children living with the same family at the same address (consideration may be given to applying this criterion to full brothers and sisters who reside at different addresses). The priority does not apply to siblings whose brothers and sisters transferred into a sixth form at 16+.
- (iv) The distance criterion will be used as the tie breaker if there is oversubscription within any of the admission criteria; it is a straight line (radial) measure.

If the Local Authority is unable to distinguish between applicants using the published criteria (eg. siblings, those living the same distance from home to school, or families residing in the same block of flats) places will be offered via a random draw.

The distance measure is a straight-line measurement (radial) between the applicant's home address and the address point of the school (co-ordinates provided by ordnance survey data).

- (v) A child's permanent address is the one where he/she normally lives and sleeps and goes to school from. Proof of residence may be requested at any time throughout the admission process, (including after a child has accessed a school place).

- (vi) The Local Authority will keep waiting lists for all Lancashire schools until 31 August 2026. These are kept in priority order using the school's published admission criteria. From 1 September 2026 for one school term only waiting lists will be retained by individual admission authorities (the Local authority for community and voluntary controlled schools and individual voluntary aided and trust schools will each retain their own list).
- (vii) Children will not normally be able to start school other than at the beginning of the term unless they have moved into the area or there are exceptional circumstances.
- (viii) Applications for school places which are received late will not necessarily be dealt with at the same time as those received by the set deadline. The reasons for a late application may be requested and where these are not exceptional the relevant admission criteria will be initially applied to all others received on time. The late application will be dealt with after this process.

Application forms received after the published closing date, will only be considered at that time if the following conditions apply:

- (a) if the number of preferences received for the school is below the published admission number or;
- (b) there are extenuating circumstances justifying a late application.

These may include:

- (a) parents moving into the County after the closing date;
  - (b) parent/carer illness which required hospitalisation for the major part of the period between the publication of the composite prospectus and the closing date for applications.
- (ix) Where a child lives with one parent for part of the week and another for the rest of the week only one address will be accepted for a school admission application. This will normally be the one where the child wakes up for the majority of school days (Monday to Friday). Proof of residence may be requested at any time throughout the admissions process.
  - (x) the highest priority **must** be given to looked after children<sup>1</sup> and children who were looked after, but ceased to be so because they were adopted<sup>2</sup> (or became subject to a residence order<sup>3</sup> or special guardianship order<sup>4</sup>). Further references to previously looked after children in the Code means children who were adopted (or subject to residence orders or special guardianship orders) immediately following having been looked after. This includes children who are legally adopted from overseas. Relevant legal documents must be provided to evidence the adoption.

**The Authority has a duty to co-ordinate admission arrangements for all Lancashire maintained schools.**

**The Authority will ensure that all Lancashire parents whose children are transferring to reception or Year 7 classes, receive the offer of one secondary or primary school place on the agreed date.**

<sup>1</sup> A 'looked after child' is a child who is (a) in the care of a local authority, or (b) being provided with accommodation by a local authority in the exercise of their social services functions (see the definition in section 22(1) of the Children Act 1989).

<sup>2</sup> Under the terms of the Adoption and Children Act 2002. See section 46 (adoption orders).

<sup>3</sup> Under the terms of the Children Act 1989. See section 8 which defines a 'residence order' as an order settling the arrangements to be made as to the person with whom the child is to live.

<sup>4</sup> See section 14A of the Children Act 1989 which defines a 'special guardianship order' as an order appointing one or more individuals to be a child's special guardian (or special guardians).

# Ashton Community Science College

## Ashton Community Science College

Aldwych Drive  
Ashton  
Preston PR2 1SL  
01772 513002

11-16 Mixed Comprehensive

Head: Ms S Asquith

Number on Roll January 2025: 869

Admission Number: 160

### Information relating to Autumn Term 2025 Year 7 Admissions:

<b>Places available:</b>		<b>160</b>	<b>Initial allocation under each criterion:</b>	
Total parental preferences (considered equally)	1st	188	Education, Health & Care Plan	6
	2nd	97	LAC and previously Looked After	3
	3rd	88	Social/Medical/Welfare	0
			Service Pupil Premium	1
			In GPA with Sibling	46
			In GPA no sibling	105
			Out GPA with sibling	0
			Out GPA no sibling	0
			LA Allocated	0
Total preferences received:		373	Total	161

### SUMMARY OF POLICY ▼ *This is a Community School. Admission details are on page 13.*

Ashton Community Science College has SERF provision for deaf pupils. It also has a small unit for Speech, Communication and Language Needs (SLCN). A SERF is a Special Educational Resource Facility attached to the school. It provides extra resources for certain pupils who have additional needs. Pupils who use this resource will have an Educational Health Care Plan (EHCP) Pupils are allocated places in the SERF by the Area Inclusion and Disability Team. These places are in addition to the school's published admission number.

1. Looked after children or a child who was previously looked after, but immediately after being looked after became subject to an adoption, child arrangement order, or special guardianship order or those children who appear to the school to have been in state care outside of England and ceased to be in state care as a result of being adopted, then,
2. Children for whom the Local Authority accepts that there are exceptional medical, social or welfare reasons which are directly relevant to the school concerned, then,
3. Children eligible for services premium, then,
4. Children living within the school's geographical priority area with older brothers or sisters attending the school when the younger child will start, then,
5. Children living within the school's geographical priority area, then,
6. Children living outside the school's geographical priority area with older brothers or sisters still attending the school when the younger child will start, then
7. Children living outside the school's geographical priority area.

The distance criterion will be used as the tie breaker if there is oversubscription within any of the admission criteria; it is a straight line (radial) measure.

If the Local Authority is unable to distinguish between applicants using the published criteria (eg. siblings, those living the same distance from home to school, or families residing in the same block of flats) places will be offered via a random draw.

The distance measure is a straight-line measurement (radial) between the applicant's home address and the address point of the school (co-ordinates provided by ordnance survey data).

### GEOGRAPHICAL PRIORITY AREA ▼

Parishes of Ingol & Tanterton, Lea and Preston\*

\*The Broadgate area bounded by the Preston dock branch railway line, the West Coast Main Line (railway line), the Penwortham Parish boundary (River Ribble) and Guild Way is not included.

\*The area bounded by Lea Lane, Sidgreaves Lane, Hoyles Lane and the Woodplumpton parish boundary. This area is shared with Broughton HS Geographical Priority Area.

\*\*The area bounded by the Woodplumpton parish boundary, the West Coast Main Line (railway line), and the B6241 (Lightfoot Lane/Tom Benson Way) in a westerly direction back to the Woodplumpton parish boundary. This area is shared with Broughton HS Geographical Priority Area.

### TRANSPORT (YEARS 7-11) ▼ Please see *Information for Parents* booklet or <http://www.lancashire.gov.uk/schools>

Parents in any doubt over the distance between home and school for the provision of transport are asked to check with their local Area Education Office. This may be particularly relevant if you live close to a county border.

# Broughton High School

**Broughton High School**  
Woodplumpton Lane  
Broughton  
Preston PR3 5JJ  
01772 863849

11-16 Mixed Comprehensive  
Head: Mr D Botes  
Number on Roll January 2025: 928  
Admission Number: 180

## Information relating to Autumn Term 2025 Year 7 Admissions:

Places available:		180	Initial allocation under each criterion:	
Total parental preferences (considered equally)	1st	276	Education, Health & Care Plan	7
	2nd	314	LAC and previously Looked After	11
	3rd	282	Social/Medical/Welfare	1
			Service Pupil Premium	3
			In GPA with Sibling	45
			In GPA no sibling	113
			Out GPA with sibling	0
			Out GPA no sibling	0
			LA Allocated	0
Total preferences received:		872	Total	180

## SUMMARY OF POLICY ▼ This is a Community School. Admission details are on page 13.

1. Looked after children or a child who was previously looked after, but immediately after being looked after became subject to an adoption, child arrangement order, or special guardianship order or those children who appear to the school to have been in state care outside of England and ceased to be in state care as a result of being adopted, then,
2. Children for whom the Local Authority accepts that there are exceptional medical, social or welfare reasons which are directly relevant to the school concerned, then,
3. Children eligible for services premium, then,
4. Children living within the school's geographical priority area with older brothers or sisters attending the school when the younger child will start, then,
5. Children living within the school's geographical priority area, then,
6. Children living outside the school's geographical priority area with older brothers or sisters still attending the school when the younger child will start, then
7. Children living outside the school's geographical priority area.

The distance criterion will be used as the tie breaker if there is oversubscription within any of the admission criteria; it is a straight line (radial) measure.

If the Local Authority is unable to distinguish between applicants using the published criteria (eg. siblings, those living the same distance from home to school, or families residing in the same block of flats) places will be offered via a random draw.

The distance measure is a straight-line measurement (radial) between the applicant's home address and the address point of the school (co-ordinates provided by Ordnance Survey data).

## GEOGRAPHICAL PRIORITY AREA ▼

Parishes of Barton, Broughton, Inskip with Sowerby, Lea (part of\*), Preston (part of\*\*) and Woodplumpton

\*The area bounded by Lea Lane, Sidgreaves Lane, Hoyles Lane and the Woodplumpton parish boundary. This area is shared with Ashton Community Science College's Geographical Priority Area.

\*\*The area bounded by the Woodplumpton parish boundary, the West Coast Main Line (railway line), and the B6241 (Lightfoot Lane/Tom Benson Way) in a westerly direction back to the Woodplumpton parish boundary. This area is shared with Ashton Community Science College's Geographical Priority Area.

**TRANSPORT ▼** Please see *Information for Parents* booklet or <http://www.lancashire.gov.uk/schools>

Parents in any doubt over the distance between home and school for the provision of transport are asked to check with their local Area Education Office. This may be particularly relevant if you live close to a county border.



# Longridge High School

## Longridge High School

Preston Road  
Longridge  
Preston PR3 3AR  
01772 782316

11-16 Mixed Comprehensive

Head: Ms J Green

Number on Roll January 2025: 814

Admission Number: 210

### Information relating to Autumn Term 2025 Year 7 Admissions:

<b>Places available:</b>		<b>210</b>	<b>Initial allocation under each criterion:</b>	
Total parental preferences (considered equally)	1st	132	Education, Health & Care Plan	1
	2nd	129	LAC and previously Looked After	1
	3rd	68	Social/Medical/Welfare	0
			In GPA with Sibling	26
			In GPA no sibling	69
			Out GPA with sibling	20
			Out GPA no sibling	68
			LA Allocated	13
Total preferences received:		329	Total	197

### SUMMARY OF POLICY ▼ This is an Academy. *Please contact the academy for full admission details*

When the Academy is oversubscribed, after the admission of pupils with Education Health and Care Plans naming the Academy, priority for admission will be applied by the Trust:

1. Looked after children or a child who was previously looked after, but immediately after being looked after became subject to an adoption, child arrangement order, or special guardianship order or those children who appear to the school to have been in state care outside of England and ceased to be in state care as a result of being adopted, then
2. Children for whom the Governors accept that there are exceptional medical, social or welfare reasons which are directly relevant to the school concerned, then
3. Children eligible for Services Premium, then,
4. Children living within the school's geographical priority area with older brothers or sisters attending the school when the younger child will start, then.
5. Children living within the school's geographical priority area, then
6. Children living outside the school's geographical priority area with older brothers or sisters still attending the school when the younger child will start, then
7. Children living outside the school's Geographical Priority Area, below.

#### Tie-breaker:

The distance criterion will be used as the tie breaker if there is oversubscription within any of the admission criteria; it is a straight line (radial) measure. If the Governors unable to distinguish between applicants using the published criteria (eg. siblings, those living the same distance from home to school, or families residing in the same block of flats) places will be offered via a random draw.

The distance measure is a straight line measurement (radial) between the applicant's home address points and the address point of the school (co-ordinates provided by ordnance survey data).

### GEOGRAPHICAL PRIORITY AREA ▼

Parishes of Chipping, Goosnargh, Thornley with Wheatley, Whittingham, Haighton, Grimsargh, Longridge, Hothersall, Ribchester and Dutton.

Ribchester is in both Longridge and Ribblesdale School's Geographical Priority Areas.

### TRANSPORT ▼ Please see *Information for Parents* booklet or <http://www.lancashire.gov.uk/schools>

Parents in any doubt over the distance between home and school for the provision of transport are asked to check with their local Area Education Office. This may be particularly relevant if you live close to a county border.

# Archbishop Temple Church of England High School

**Archbishop Temple Church of England High School**  
St Vincent's Road  
Fulwood  
Preston PR2 8RA  
01772 717782

11-16 Mixed Comprehensive  
Head: Mr I Catlow  
Number on Roll January 2025: 838  
Admission Number: 210

## Information relating to Autumn Term 2025 Year 7 Admissions:

<b>Total parental preferences</b> (considered equally)	<b>1st</b>	119
	<b>2nd</b>	272
	<b>3rd</b>	246
<b>Total preferences received:</b>		637

## SUMMARY OF POLICY ▼ This is a Voluntary Aided school. *Please contact the school for full admission details*

In the event that there are more applicants than places, after admitting all children with a statement of educational need naming the school, the governing body will allocate places using the criteria below, which are listed in order of priority.

1. a) Looked after children and previously looked after children. This includes children who appear to have been in state care outside of England and have ceased to be in state care due to be adopted.  
b) Children with special medical or social circumstances affecting the child where these needs can only be met at this school. Professional supporting evidence from, for example, a doctor, psychologist, or social worker, is essential if admission is to be made under the criterion for special medical or social circumstances, and such evidence must set out the particular reasons why the school in question is the most suitable school and the difficulties which would be caused if the child had to attend another school.
2. Children of staff who have been employed by Archbishop Temple School for two years prior to the closing date for applications, or where the member of staff is recruited to fill a vacant post for which there is a demonstrable skill shortage. This applies to all staff, full and part time, who are employed by the school.
3. Children who have attended our partner primary schools will be allocated a maximum of 40 places as outlined below:
  - A maximum of 10 children who attend Ashton-on-Ribble St Andrew's Church of England Primary School at the time of application
  - A maximum of 10 children who attend Broughton-in-Amounderness Church of England Primary School at the time of application
  - A maximum of 10 children who attend Fulwood, St Peter's Church of England Primary School at the time of application
  - A maximum of 10 children who attend Grimsargh St Michael's Church of England Primary School at the time of application

Where there are more applicants than the available places within this category, then applications will be ranked firstly on church attendance as in category 4, then the distance between the Ordnance Survey address points for Archbishop Temple school and the home measured in a straight line will be used as the final determining factor, nearer addresses having priority over more distant ones.

4. Worship in a church which is in full membership of Churches Together in England or the Free Churches Group or the Evangelical Alliance.

The lists of Churches can be found on the Churches Together in England Website at [www.cte.org.uk](http://www.cte.org.uk); and for the Free Churches Group at [www.freechurches.org.uk](http://www.freechurches.org.uk); and for the Evangelical Alliance at [www.eauk.org](http://www.eauk.org).

- a) Children who have a parent/carers who has attended public worship in a Christian church at least fortnightly for two years leading up to the 1st September 2024.

- b) Children who have a parent/carer who has attended public worship in a Christian church at least fortnightly for one year leading up to the 1st September 2024.
- c) Children who have a parent/carer who has attended public worship in a Christian church monthly for one year leading up to the 1st September 2024.

The governors will require confirmation of this from the relevant member of the clergy. Parents/carers should ensure that clergy have responded to this request. Parents/carers who have changed their place of worship within the previous two-year period should seek verification from all who can vouch for them, to be submitted together with the supplementary information form.

In the event that during the period specified for attendance at worship the church [or, in relation to those of other faiths, relevant place of worship] has been closed for public worship and has not provided alternative premises for that worship, the requirements of these [admissions] arrangements in relation to attendance will only apply to the period when the church [or in relation to those of other faiths, relevant place of worship] or alternative premises have been available for public worship.

Within each subsection A, B, C of this category, the distance between the Ordnance Survey address points for the Archbishop Temple Church of England High School and the home measured in a straight line will be used as the final determining factor, nearer addresses having priority over more distant ones. In all cases, home is defined as the place where the child wakes up for the majority of Monday to Friday mornings. Children who are not admitted under these criteria will be re classified under each subsequent category that applies to them.

#### 5. Other children

Remaining places shall be allocated to other children whose parents/carers wish them to attend the school with the determining factor being distance from school, nearer addresses having priority over more distant ones.

Where there are more applicants than the available places within any of the categories, then the distance between the Ordnance Survey address points for the school and the home measured in a straight line will be used as the final determining factor, nearer addresses having priority over more distant ones. This address point is within the body of the property and usually located at its centre. Where the cut off point is for addresses within the same building, then the single measure between address points will apply and the Local Authority's system of a random draw will determine which address(es) receive the offer(s). This will also be the case for applications from different addresses which are exactly the same distance from school.

For the avoidance of doubt, matters which the Governors do not take into account in the allocation of places include the following:

- (a) Attendance at church as part of normal school activity
- (b) Whether a child is confirmed or being prepared for confirmation
- (c) Whether a child is baptised
- (d) Academic abilities
- (e) The presence of a sibling in the school.

**TRANSPORT ▼** Please see *Information for Parents booklet* or <http://www.lancashire.gov.uk/schools>

Parents in any doubt over the distance between home and school for the provision of transport are asked to check with their local Area Education Office. This may be particularly relevant if you live close to a county border.

# Christ the King Catholic High School

**Christ the King Catholic High School**  
Lawrence Avenue  
Frenchwood Preston PR1 4PR  
01772 252072

11-16 Mixed Comprehensive  
Head: Mr S Corless  
Number on Roll January 2025: 416  
Admission Number: 100

## Information relating to Autumn Term 2025 Year 7 Admissions:

<b>Total parental preferences</b> (considered equally)	<b>1st</b>	124
	<b>2nd</b>	76
	<b>3rd</b>	67
<b>Total preferences received:</b>		267

**This is an Academy.** Please contact the school for full admission details

## SUMMARY OF POLICY ▼

1. Baptised Catholic looked after children or children who were previously looked after but immediately after being looked after became subject to an adoption, child arrangement order, or special guardianship order or those children who appear to the school to have been in state care outside of England and ceased to be in state care as a result of being adopted.
2. Baptised Catholic children who live in the parishes of St John XXIII (covering the former parishes of St Augustine, St Ignatius, St Joseph and St Teresa), St Walburge, St Wilfrid with a sibling in the school at the time of expected admission and attend an associated primary school.
3. Baptised Catholic children who live in the parishes of St John XXIII (covering the former parishes of St Augustine, St Ignatius, St Joseph and St Teresa), St Walburge, St Wilfrid with a sibling in the school at the time of expected admission.
4. Other Baptised Catholic children who live in the parishes of St John XXIII (covering the former parishes of St Augustine, St Ignatius, St Joseph and St Teresa), St Walburge, St Wilfrid and attend an associated primary school.
5. Other Baptised Catholic children who live in the parishes of St John XXIII (covering the former parishes of St Augustine, St Ignatius, St Joseph and St Teresa), St Walburge, St Wilfrid.
6. Other Baptised Catholic children with a sibling in the school at the time of expected admission.
7. Other Baptised Catholic children.
8. Other looked after children or a child who was previously looked after, but immediately after being looked after became subject to an adoption, child arrangement order, or special guardianship order or those children who appear to the school to have been in state care outside of England and ceased to be in state care as a result of being adopted.
9. Other children with a sibling in school at the time of expected admission and attend an associated primary school.
10. Other children with a sibling in school at the time of expected admission.
11. Other children.

Associated schools are:

St Augustine's Catholic Primary School  
St Ignatius' Catholic Primary School  
St Joseph's Catholic Primary School  
St Teresa's Catholic Primary School

In the event of oversubscription in any of the above criteria places will be allocated according to the following tie breaker criterion:

Applicants living nearest to the school. The distance measure is a straight line (radial) measure from the centre of the building that is the applicant's home address to the centre of school building. Distances are measured using the Councils' Geographic Information System.

If the Governing Body is unable to distinguish between applicants in any of the oversubscription criteria using this distance tie breaker (e.g. applicants in the same block of flats) places will be offered via a random draw.

**TRANSPORT ▼** Please see *Information for Parents* booklet or <http://www.lancashire.gov.uk/schools>

Parents in any doubt over the distance between home and school for the provision of transport are asked to check with their local Area Education Office. This may be particularly relevant if you live close to a county border.

# Corpus Christi Catholic High School

**Corpus Christi Catholic High School**  
St Vincent's Road  
Fulwood  
Preston PR2 8QY  
01772 716912

11-16 Mixed Comprehensive  
Head: Mr J Hankin  
Number on Roll January 2025: 809  
Admission Number: 160

## Information relating to Autumn Term 2025 Year 7 Admissions:

<b>Total parental preferences</b> (considered equally)	<b>1st</b>	297
	<b>2nd</b>	322
	<b>3rd</b>	299
<b>Total preferences received:</b>		918

## SUMMARY OF POLICY ▼ This is a Voluntary Aided school. *Please contact the school for full admission details*

1. Catholic looked after children or a child who was previously looked after, but immediately after being looked after became subject to an adoption, child arrangement order, or special guardianship order or those children who appear to the school to have been in state care outside of England and ceased to be in state care as a result of being adopted.
2. Catholic children who attend a feeder Catholic primary school, namely, The Blessed Sacrament, English Martyrs', St Clare's, St Gregory's or St Maria Goretti's.
3. Other Catholic children having a brother or sister already at the school in the September of the year of admission.
4. Other Catholic children.
5. Other looked after children or a child who was previously looked after, but immediately after being looked after became subject to an adoption, child arrangement order, or special guardianship order or those children who appear to the school to have been in state care outside of England and ceased to be in state care as a result of being adopted.
6. The children of staff employed at the school for two or more years, or who have been recruited to meet a school skills shortage.
7. Children of other Christian denominations and children of other faiths whose membership is evidenced by a minister of religion or other religious leader, having a brother or sister already at the school in the September of the year of admission.
8. Children of other Christian denominations and children of other faiths whose membership is evidenced by a minister of religion or other religious leader.
9. Any other children having a brother or sister already at the school in the September of the year of admission. (See note 6)
10. Any other children who attend feeder primary schools.
11. All other children.

## Within each of the categories listed above, the following provision will be applied:

Where evidence is provided at the time of application of an exceptional social, medical or pastoral need of the child which can be most appropriately met at this school, the application will be placed at the top of the category in which the application is made. (See note 8)

## In the event of applications exceeding the number of places in any of the above categories, the following tie-breaker will apply:

If there are more children in any of the individual categories than there are places remaining, then those pupils who live nearest to the school by a straight line (radial) measure, will have priority. The distance is measured using a geographical information system and the measurement is taken from the centre point of the property to the centre point of the school.

In the event of a tied distance measurement between address points the Local Authority's system of a random draw will determine which address(es) receive the offer(s).

## TRANSPORT ▼ Please see *Information for Parents* booklet or <http://www.lancashire.gov.uk/schools>

Parents in any doubt over the distance between home and school for the provision of transport are asked to check with their local Area Education Office. This may be particularly relevant if you live close to a county border.

Parents may wish to know that Corpus Christi Catholic High School has organised its own travel arrangements with Preston Bus which will be less costly for parents than the Local Authority package. Please contact the school for details.

# Our Lady's Catholic High School

**Our Lady's Catholic High School**  
St Anthony's Drive  
Fulwood  
Preston PR2 3SQ  
01772 326900

11-16 Mixed Comprehensive  
Head: Mr R Charnock  
Number on Roll January 2025: 902  
Admission Number: 180

## Information relating to Autumn Term 2025 Year 7 Admissions:

<b>Total parental preferences</b> (considered equally)	<b>1st</b>	167
	<b>2nd</b>	209
	<b>3rd</b>	254
<b>Total preferences received:</b>		630

## SUMMARY OF POLICY ▼ This is a Voluntary Aided school. *Please contact the school for full admission details*

1. Looked after Children and previously looked after Children. This includes Children who appear to have been in state care outside of England and ceased to be in states care as a result of being adopted.
2. Catholic children living in a nominated parish and attending an associated primary school
3. Catholic children living in a nominated parish and attending other Catholic primary schools
4. Catholic children attending an associated primary school
5. Catholic children living in a nominated parish
6. Catholic children having a brother or sister already in attendance at the school in the September of the year of admission
7. Catholic children who attend other Catholic primary schools
8. Non-Catholic children having a brother or sister already in attendance at the school in the September of the year of admission
9. Non-Catholic children who attend an associated primary school
10. Other Catholic children
11. Children of members of staff who have been employed at the school for at least 2 years or employed due to a skills shortage.
12. Children of other faiths who show written evidence of commitment to that faith
13. All other children

If the acceptance of all the children in a given criterion were to take the number of places offered to above the admission number, then places will be offered first to those pupils living nearest to the school by a straight line (radial) measure. The distance will be measured using the Lancashire County Council's geographical information system, the measurement being taken from the central point of the property to the central point of the school until the admission number is reached. In the event of a tied distance measurement between address points the Local Authority's system of a random draw will determine which address(es) receive the offer(s).

## Parishes and Primary Schools

Our Lady's serves, in the first instance, the Catholic community living in the nominated parishes (set out below) or attending their associated primary schools:

Holy Family – Ingol and St Anthony's – Fulwood  
Our Lady and St Edwards – Fulwood  
St John Paul II – Ashton  
St Andrew's – Cottam and St Mary's – Lea Town  
Saint Mary's – Fernyhalgh

St Mary's, Newhouse – Barton  
Hill Chapel – Goosnargh  
Saint Mary and St Michael's – Garstang  
Saint Robert's – Catforth  
Saint Thomas' – Claughton

## TRANSPORT ▼ Please also see section 4 of the main booklet.

Parents in any doubt over the distance between home and school for the provision of transport are asked to check with their local Area Education Office. This may be particularly relevant if you live close to a county border.

# St Cecilia's Roman Catholic High School

## St Cecilia's Roman Catholic High School

Chapel Hill  
Longridge  
Preston PR3 2XA  
01772 783074

11-16 Mixed Comprehensive

Head: Mrs H Hall

Number on Roll January 2025: 573

Admission Number:120

### Information relating to Autumn Term 2025 Year 7 Admissions:

<b>Total parental preferences</b> (considered equally)	<b>1st</b>	135
	<b>2nd</b>	106
	<b>3rd</b>	61
<b>Total preferences received:</b>		302

**This is a Voluntary Aided school.** Please contact the school for full admission details

### SUMMARY OF POLICY ▼

Admissions will be in accordance with the following criteria:

- (1) Looked after children or a child who was previously looked after, but immediately after being looked after became subject to an adoption, child arrangement order, or special guardianship order or those children who appear to the school to have been in state care outside of England and ceased to be in state care as a result of being adopted
- (2) Roman Catholic pupils with special medical circumstances where these needs, can only be met at this school.
- (3) Roman Catholic pupils, living in a contributory Parish:
  - CHIPPING** - **ST. MARY'S**
  - ALSTON LANE** - **OUR LADY AND ST. MICHAEL'S**
  - LONGRIDGE** - **ST. WILFRID'S**
  - RIBCHESTER** - **ST. PETER AND ST. PAUL'S**
- (4) Roman Catholic pupils, attending an associated Catholic primary school:
  - CHIPPING** - **ST. MARY'S**
  - ALSTON LANE** - **OUR LADY AND ST. MICHAEL'S**
  - LONGRIDGE** - **ST. WILFRID'S**
- (5) Roman Catholic pupils, who attend **St Francis, Hill Chapel Primary School**.
- (6) Other Roman Catholic pupils, who have a brother or sister at the school.
- (7) Other Roman Catholic pupils, in other Catholic primary schools.
- (8) Other Roman Catholic pupils
- (9) Non-Catholic pupils, who have a Catholic brother or sister in the school.
- (10) Other Non-Catholic pupils with proven and exceptional medical and social needs where admission to the school might best help satisfy those exceptional needs, providing that such application is submitted with appropriate evidence or reports.
- (11) Non-Catholic pupils attending Catholic primary schools
- (12) Other Christian Pupils
- (13) All other children.

If category (1), (2), (3) or (4) is over-subscribed, places will be allocated by reference to subsequent categories in order; for example, if category (1) is over-subscribed children who satisfy both categories (1) and (2) will have priority over children who satisfy only category (1).

If any of the categories is over-subscribed, places will be allocated first to children living nearest to the school. Distance will be measured using a computerised measuring system from the address point of the school (centre of the building) to the address point of the child's home (centre of the building).

In the event of a tied distance measurement between address points the Local Authority's system of a random draw will determine which address(es) receive the offer(s).

### TRANSPORT ▼ Please see *Information for Parents* booklet or <http://www.lancashire.gov.uk/schools>

Parents in any doubt over the distance between home and school for the provision of transport are asked to check with their local Area Education Office. This may be particularly relevant if you live close to a county border.

# Preston Muslim Girls High School

## Preston Muslim Girls High School

The Crescent Building  
Deepdale Mill Street  
Preston  
PR1 5BY  
01772 651906

11-16 Girls School

Principal: Mr R Patel

Number on Roll January 2025: 608

Admission Number: 120

### Information relating to Autumn Term 2025 Year 7 Admissions:

<b>Total parental preferences</b> (considered equally)	<b>1st</b>	164
	<b>2nd</b>	54
	<b>3rd</b>	22
<b>Total preferences received:</b>		240

### SUMMARY OF POLICY ▼ This is a Voluntary Aided school. Please contact the school for full admission details.

- 1) Looked after girls who were previously looked after, but immediately after being looked after became subject to an adoption, child arrangements or a special guardianship order or those girls who appear to the school to have been in state care outside of England and ceased to be in state care as a result of being adopted.
- 2) Daughters of staff employed at PMGHS for two or more years at the time when the application is made and is still employed at the time of admission. Also, daughters of members of staff who have been recruited to fill a post where there is a demonstrable skill shortage. This applies to all staff, (full and part time) who are employed by the school. Applications under this category must fill the school's supplementary information form.
- 3) Girls with a sibling who is a pupil attending PMGHS at the time of application. Applications under this category must fill the school's supplementary information form.
- 4) Girls who attend our affiliated primary school- The Olive School Preston. Applications under this category must fill the school's supplementary information form.
- 5) Muslim girls who have exceptionally strong special, medical or social circumstances, which are directly relevant to attendance at PMGHS. Applications under this category must fill the school's supplementary information form.
- 6) Muslim girls who themselves or their parents regularly attend a Masjid/Madrasah from the list below, showing a commitment to faith. Applications under this category must fill the school's supplementary information form.

Quwwatul-ul-Islam Masjid and Education Centre <b>17 Spaces</b>	Maahadus Shuhada <b>9 Spaces</b>	Masjid-e-Falah/ Madrasah Taleemul Quran <b>4 Spaces</b>	Masjid-e-Noor/ Madrasah Noor-e-Raza <b>6 Spaces</b>	Raza Mosque <b>3 Spaces</b>
Madani Institute <b>3 Spaces</b>	Madrasa-E-Talimul Islam/ Eldon Street <b>2 Spaces</b>	Masjid Salaam/ Madrasah Hidayatul Islam <b>10 Spaces</b>	Al-Ansaar Welfare & Education/ Madrasah Tajweedul Quran/ The Suffah Institute <b>8 Spaces</b>	Darul Arqam Education and Tarbiyah <b>5 Spaces</b>
Jamea Masjid/ Madrasah Taleemul Islam <b>13 Spaces</b>	Imam Muhammad Zakariya <b>4 Spaces</b>	Al-Huda Education Academy Madrasah / Kashiful-UI-Uloom <b>5 Spaces</b>	Masjid-e-Aqsa <b>3 Spaces</b>	Masjid-e-Quba/ Madrasah Takweeyatul Iman <b>4 Spaces</b>
Madina Masjid/ Madrasah Naqeebul Islam <b>7 Spaces</b>	Zakariyya Masjid <b>3 Spaces</b>	Masjid-e-Saliheen <b>2 Spaces</b>	City Mosque/ Al Furqan Islamic School <b>4 Spaces</b>	

- 7) Girls who have a parent/carer of other Masjid/Madrasah and regularly attend public worship. Applications under this category must fill the school's SIF (See note 7)
- 8) Girls who have a parent/carer of other non-Muslim faiths and regularly attend public worship. Applications under this category must fill the school's SIF (See note 8)
- 9) All remaining applications will be considered under the distance criteria and priority will be given to those girls who live closest to the school.

The distance will be measured in a straight-line using the distance between the Ordnance Survey address points for the school and the home which will be measured in a straight line and will be the determining factor. This address point will be within the body of the property and usually located at its centre



Where the cut-off point is for addresses within the same building, then the single measure between address points will apply and a random draw will determine which address(es) receive the offer(s).

**TRANSPORT ▼** . Please see *Information for Parents* booklet or <http://www.lancashire.gov.uk/schools>

Parents in any doubt over the distance between home and school for the provision of transport are asked to check with their local Area Education Office. This may be particularly relevant if you live close to a county border

## Moor Park High School & Sixth Form

**Moor Park High School & Sixth Form**  
Moor Park Avenue  
Preston PR1 6DT  
01772 795428

11-18 Foundation School  
Head: Mr B Corbett  
Number on Roll January 2025: 562  
Admission Number: 130

### Information relating to Autumn Term 2025 Year 7 Admissions:

<b>Total parental preferences</b> (considered equally)	<b>1st</b>	125
	<b>2nd</b>	178
	<b>3rd</b>	150
<b>Total preferences received:</b>		453

### SUMMARY OF POLICY ▼ This is a Foundation school. Please contact the school for full admission details

**Fair Banding** At Moor Park High School and Sixth Form we operate a 'Fair Banding' admissions process to ensure we have a balanced proportion of students from across the whole ability range - a comprehensive intake. Students who wish to apply for a place in year 7 must take a Fair Banding assessment to be considered for admission to the school. The school uses a non-verbal assessment, which is not a pass or fail test. Students are asked to take it and their scores on the assessment are then used to place them in an ability band.

All applications received that are not allocated through the fair banding process will be considered using the school's oversubscription criteria, after the initial fair banded applications are processed.

More details on Fair Banding and assessment dates can be found on the school website.

1. Looked after children or a child who was previously looked after, but immediately after being looked after became subject to an adoption, child arrangement order, or special guardianship order or those children who appear to the school to have been in state care outside of England and ceased to be in state care as a result of being adopted.
2. Children with special medical or social circumstances affecting the child where these needs can only be met at Moor Park. To meet this criterion written evidence from an appropriate professional, such as a doctor, psychologist or social worker is required for the governors to consider medical, social or welfare reasons for admission. This should accompany the application form. Please note: only exceptional reasons associated with the child/or family and relating to the suitability of the school, are normally accepted in this criterion, for example, where these needs can only be met at this school.
3. Children who will have a sibling in attendance at Moor Park in years 7 to 11 at the time of admission. The term 'sibling' includes brothers and sisters, stepchildren, half brothers and sisters and adopted and fostered children who are living at the same address.
4. Children with a parent employed by the School on a permanent contract either full or part-time at the date of application.
5. Proximity to school. The measurement used will be taken in a straight line from the centre point of the residence to the centre point of Moor Park, with nearer addresses having priority over more distant ones.

**Tiebreaker** The measurement used will be taken in a straight line from the centre point of the residence to the centre point of Moor Park, with nearer addresses having priority over more distant ones. If the Governors are able to distinguish between applicants using the published criteria (eg siblings, those living the same distance from home to school, or families residing in the same block of flats) places will be offered via random draw.

**TRANSPORT ▼** Please see *Information for Parents* booklet or <http://www.lancashire.gov.uk/schools>

Parents in any doubt over the distance between home and school for the provision of transport are asked to check with their local Area Education Office. This may be particularly relevant if you live close to a county border.

# Eden Boys' School, Preston

## Eden Boys' School, Preston

Universal House  
London Road  
Preston PR1 4BD  
01772 926000

[www.edenboyspreston.com](http://www.edenboyspreston.com)

[info@ebpreston.staracademies.org](mailto:info@ebpreston.staracademies.org)

11-18 Free School

Principal: Ms A Middlemass

Number on Roll January 2025: 618

Admission Number: 124

## Information relating to Autumn Term 2025 Year 7 Admissions:

<b>Total parental preferences</b> (considered equally)	<b>1st</b>	131
	<b>2nd</b>	60
	<b>3rd</b>	36
<b>Total preferences received:</b>		227

Eden Boys' School, Preston is part of the Star Academies. The Trust has devolved responsibility for admissions to the Local Governing Body of Eden Boys' School.

Eden Boys' School is an 11-18 progressive and inclusive Muslim faith school rated as 'outstanding' by Ofsted.

**SUMMARY OF POLICY ▼ This is a Free school.** *Please contact the school for full admission details.*

## Oversubscription criteria

- 1) Looked after children or a child who was previously looked after, but immediately after being looked after became subject to an adoption, child arrangement order, or special guardianship order or those children who appear to the school to have been in state care outside of England and ceased to be in state care as a result of being adopted.
- 2) Children of staff employed at Eden Boys' School for 2 or more years at the time at which the application for admission is made, and / or the member of staff has been recruited to fill a post where there is a demonstrable skill shortage
- 3) Children attending The Olive School, Preston at the time of application and offer of a place.
- 4) Children with proven, exceptionally strong special, medical or social circumstances, which are directly relevant to attendance at Eden Boys' School.

Parents are responsible for providing the professional supporting evidence to the school by the closing date from a consultant, doctor, psychologist, social worker or from another relevant independent professional

- 5) Children with older siblings attending Eden Boys' School in Years 7 to 11 at the time of application and offer of a place
- 6) All other children who live nearest from home to school

## Tiebreaker

LCC measures the distance in a straight line (radial) between the applicant's home address point and the address point of the school (Co-ordinates provided by ordnance survey data).

Children who live nearest from home to school will receive priority for any criteria that are oversubscribed. If the distance between home and school is the same, which includes the same geographical property reference (such as a block of flats), then random allocation is used as a tie-breaker. Lancashire County Council's School Admissions Team will undertake the random allocation process in the presence of a school representative at the Council Offices.

**TRANSPORT ▼ (Years 7-11)** Please see *Information for Parents* booklet or <http://www.lancashire.gov.uk/schools>

Parents in any doubt over the distance between home and school for the provision of transport are asked to check with their local Area Education Office. This may be particularly relevant if you live close to a county border.

# Fulwood Academy

## Fulwood Academy

Black Bull Lane  
Fulwood  
PRESTON  
PR2 9YR  
01772 719060

11-16 Mixed Comprehensive

Principal: Mr A Galbraith

Number on Roll January 2025: 942

Admission Number: 200

### Information relating to Autumn Term 2025 Year 7 Admissions:

<b>Total parental preferences</b> (considered equally)	<b>1st</b>	92
	<b>2nd</b>	117
	<b>3rd</b>	146
<b>Total preferences received:</b>		355

### SUMMARY OF POLICY ▼ This is an Academy. *Please contact the academy for full admission details*

- Looked after children or a child who was previously looked after, but immediately after being looked after became subject to an adoption, child arrangement order, or special guardianship order or those children who appear to the school to have been in state care outside of England and ceased to be in state care as a result of being adopted
- Children for whom, in the opinion of professional experts, there are exceptionally strong medical, social or welfare reasons for admission associated with the child and/or family which are directly relevant to Fulwood Academy. This may include some non-statemented students who have special educational needs.
- Children who will have a sibling in attendance at Fulwood Academy at the time of transfer.
- Other pupils with priority given to those that live nearest to Fulwood Academy. The measurement will be taken in a straight line from the centre point of the residence to the centre point of the Academy, using the Lancashire Local Authority's geographical information system (G.I.S.).

If the Governors are unable to distinguish between applicants using the published criteria places will be offered via a random draw.

### TRANSPORT ▼ (Years 7-11) Please see *Information for Parents* booklet or <http://www.lancashire.gov.uk/schools>

Parents in any doubt over the distance between home and school for the provision of transport are asked to check with their local Area Education Office. This may be particularly relevant if you live close to a county border.

# Balshaw's Church of England High School

**Balshaw's Church of England High School**  
Church Road  
Leyland PR25 3AH  
01772 421009

11-16 Mixed Comprehensive  
Head: Mr S Haycocks  
Number on Roll January 2025: 936  
Admission Number: 185

## Information relating to Autumn Term 2025 Year 7 Admissions:

<b>Places available:</b>		<b>185</b>	<b>Initial allocation under each criterion:</b>	
Total parental preferences (considered equally)	1st	221	Education, Health & Care Plan	2
	2nd	235	LAC and previously Looked After	7
	3rd	180	Social/Medical/Welfare	0
			In GPA with Sibling	56
			In GPA no Sibling	120
			Out GPA with Sibling	0
			Out GPA no Sibling	0
			LA Allocated	0
<b>Total preferences received:</b>		<b>636</b>	<b>Total</b>	<b>185</b>

## SUMMARY OF POLICY ▼ *This is a Voluntary Controlled School. Admission details are on page 13.*

1. Looked after children or a child who was previously looked after, but immediately after being looked after became subject to an adoption, child arrangement order, or special guardianship order or those children who appear to the school to have been in state care outside of England and ceased to be in state care as a result of being adopted, then,
2. Children for whom the Local Authority accepts that there are exceptional medical, social or welfare reasons which are directly relevant to the school concerned, then,
3. Children eligible for services premium, then,
4. Children living within the school's geographical priority area with older brothers or sisters attending the school when the younger child will start, then,
5. Children living within the school's geographical priority area, then,
6. Children living outside the school's geographical priority area with older brothers or sisters still attending the school when the younger child will start, then
7. Children living outside the school's geographical priority area.

The distance criterion will be used as the tie breaker if there is oversubscription within any of the admission criteria; it is a straight line (radial) measure.

If the Local Authority is unable to distinguish between applicants using the published criteria (eg. siblings, those living the same distance from home to school, or families residing in the same block of flats) places will be offered via a random draw.

The distance measure is a straight-line measurement (radial) between the applicant's home address and the address point of the school (co-ordinates provided by ordnance survey data).

## GEOGRAPHICAL PRIORITY AREA ▼

Parishes of Brindle (part of\*), Clayton-le-Woods, Cuerden, Euxton (part of\*\*) and Leyland (part of\*\*\*)

\*The part of the parish to the south of the M65 motorway

\*\*The part of the parish to the north of the Chorley to Manchester railway line

\*\*\*The area to the east of Worden Lane, St Andrews Way and Towngate. The area to the south of King Street and Leyland Way

## TRANSPORT ▼ Please see *Information for Parents* booklet or <http://www.lancashire.gov.uk/schools>

Parents in any doubt over the distance between home and school for the provision of transport are asked to check with their local Area Education Office. This may be particularly relevant if you live close to a county border.

# Lostock Hall Academy

**Lostock Hall Academy**  
Todd Lane North  
Lostock Hall  
Preston PR5 5UR  
01772 336293

11-16 Mixed Comprehensive  
Principal: Mrs J Butterworth  
Number on Roll January 2025: 774  
Admission Number: 155

## Information relating to Autumn Term 2025 Year 7 Admissions:

<b>Total parental preferences</b> (considered equally)	<b>1st</b>	164
	<b>2nd</b>	156
	<b>3rd</b>	129
<b>Total preferences received:</b>		449

**This is an Academy.** Please contact the academy for full admission details

## SUMMARY OF POLICY ▼

The criteria to be used to allocate places when the Academy is oversubscribed are:

1. Looked after children or a child who was previously looked after, but immediately after being looked after became subject to an adoption, child arrangement order, or special guardianship order or those children who appear to the school to have been in state care outside of England and ceased to be in state care as a result of being adopted then,
2. Children for whom the Trustees accept, based on the written opinion of professional experts that there are exceptional medical, social or welfare reasons associated with the child or family that are directly relevant to Lostock Hall Academy; then
3. Children of staff who are employed by Lostock Hall Academy on either a full or part time basis when:
  - a) the member of staff has been employed by Lostock Hall Academy for 2 years or more
  - b) the member of staff is recruited to fill a vacant post for which there is a demonstrable skill shortage.
4. Children with older brothers or sisters (including adopted and fostered siblings, step siblings and those living as siblings in the same family unit) attending the Academy at the date of the younger child's admission.
5. Higher priority will be given to the children living within the District Council wards of Coupe Green and Gregson Lane that lie within the geographical priority area (super GPA) up to a maximum of 15 students.
6. Children living within the Academy's geographical priority area (GPA).
7. Children living outside the Academy's geographical priority area.

## Distance Measure

If there are more children in any of the individual categories than there are places remaining, then those children who live nearest to the school by a straight line (radial) measure will have priority. The distance is measured using a geographical information system and the measurement is taken from the centre point of the Academy to the centre point of the home (see note (i) below).

## Tie Breaker

If the Trustees are unable to distinguish between applicants using the published criteria places will be offered via a random draw.

## GEOGRAPHICAL PRIORITY AREA ▼

Starting at the point where the M6 motorway crosses the Preston boundary (River Ribble) follow the M6 motorway south to the A675. Follow the A675 east to the B5256 (Sandy Lane). Follow Sandy Lane then Marsh Lane until it crosses the M65 motorway. Follow the M65 motorway heading west to where it crosses the M6 motorway (junction 29). Follow the M6 motorway south until it crosses Lydiate Lane. Follow Lydiate Lane, Stanifield Lane, Centurion Way and Wheelton Lane as far as the Farington parish boundary. Follow the Farington parish boundary in a clockwise direction as far as the West Coast Main Line (railway line). Follow the railway line until it crosses Bee Lane. Follow Bee Lane then The Cawsey as far as the Penwortham parish boundary. Follow the Penwortham parish boundary north until it reaches the River Ribble then follow the River back to the start point

## TRANSPORT ▼ Please see *Information for Parents* booklet or <http://www.lancashire.gov.uk/schools>

Parents in any doubt over the distance between home and school for the provision of transport are asked to check with their local Area Education Office. This may be particularly relevant if you live close to a county border.

# Penwortham Girls' High School

## Penwortham Girls' High School

Cop Lane  
Penwortham  
Preston PR1 0SR  
01772 743399

11-16 Girls Comprehensive  
Head: Mrs S Hall  
Number on Roll January 2025: 800  
Admission Number: 160

### Information relating to Autumn Term 2025 Year 7 Admissions:

<b>Places available:</b>		<b>160</b>	<b>Initial allocation under each criterion:</b>	
Total parental preferences (considered equally)	1st	167	Education, Health & Care Plan	3
	2nd	213	LAC and previously Looked After	0
	3rd	129	Social/Medical/Welfare	0
			In GPA with Sibling	12
			In GPA no sibling	74
			Out GPA with sibling	12
			Out GPA no sibling	59
			LA Allocated	0
			Total	160
Total preferences received:		509		

### SUMMARY OF POLICY ▼ *This is a Community School. Admission details are on page 13.*

1. Looked after children or a child who was previously looked after, but immediately after being looked after became subject to an adoption, child arrangement order, or special guardianship order or those children who appear to the school to have been in state care outside of England and ceased to be in state care as a result of being adopted, then,
2. Children for whom the Local Authority accepts that there are exceptional medical, social or welfare reasons which are directly relevant to the school concerned, then,
3. Children eligible for services premium, then,
4. Children living within the school's geographical priority area with older brothers or sisters attending the school when the younger child will start, then,
5. Children living within the school's geographical priority area, then,
6. Children living outside the school's geographical priority area with older brothers or sisters still attending the school when the younger child will start, then
7. Children living outside the school's geographical priority area.

The distance criterion will be used as the tie breaker if there is oversubscription within any of the admission criteria; it is a straight line (radial) measure.

If the Local Authority is unable to distinguish between applicants using the published criteria (eg. siblings, those living the same distance from home to school, or families residing in the same block of flats) places will be offered via a random draw.

The distance measure is a straight-line measurement (radial) between the applicant's home address and the address point of the school (co-ordinates provided by Ordnance Survey data).

### GEOGRAPHICAL PRIORITY AREA ▼

Parishes of Hutton, Little Hoole, Longton, Much Hoole, Penwortham and Preston (part of\*)

\*The Broadgate area bounded by the Preston dock branch railway line, the West Coast Main Line (railway line), the Penwortham Parish boundary (River Ribble) and Guild Way.

### TRANSPORT (YEARS 7-11) ▼ Please see *Information for Parents* booklet or <http://www.lancashire.gov.uk/schools>

Parents in any doubt over the distance between home and school for the provision of transport are asked to check with their local Area Education Office. This may be particularly relevant if you live close to a county border.

# Penwortham Priory Academy

## Penwortham Priory Academy

Crow Hills Road  
Penwortham  
Preston PR1 0JE  
01772 320250

11-16 Mixed Comprehensive Academy

Head: Mr M Eastham

Number on Roll January 2025: 747

Admission Number: 150

## Information relating to Autumn Term 2025 Year 7 Admissions:

<b>Total parental preferences</b> (considered equally)	<b>1st</b>	158
	<b>2nd</b>	180
	<b>3rd</b>	187
<b>Total preferences received:</b>		525

**This is an Academy.** *Please contact the academy for full admission details*

## SUMMARY OF POLICY ▼

Where the number of applications for admission is greater than the published admission number, applications will be considered against the criteria set out below. After the admission of students with statements of Special Educational Needs, the criteria will be applied in the order in which they are set out below:

- Looked after children or a child who was previously looked after, but immediately after being looked after became subject to an adoption, child arrangement order, or special guardianship order or those children who appear to the school to have been in state care outside of England and ceased to be in state care as a result of being adopted
- Children for whom, in the opinion of professional experts, there are exceptionally strong medical, social or welfare reasons for admission associated with the child and/or family which are directly relevant to Penwortham Priory Academy. This may include some non-statemented students who have special educational needs
- Children of staff who have been employed by Penwortham Priory Academy for two years prior to the closing date for applications, or where the member of staff is recruited to fill a vacant post for which there is a demonstrable skill shortage. This applies to all staff, full and part time, who are employed by the school.
- Children who will have a sibling in attendance at Penwortham Priory Academy at the time of transfer. The term "sibling" includes stepchildren, half brothers and sisters and adopted and foster children who are living with the same family at the same address
- Other students with priority given to those that live nearest to Penwortham Priory Academy, in accordance with local Geographical Priority Area. The measurement will be taken in a straight line from the centre point of the residence to the centre point of the Academy, using the Lancashire Local Authority's geographical information system (GIS)
- Other students living outside Penwortham Priory Academy's Geographical Priority Area.

## GEOGRAPHICAL PRIORITY AREA ▼

Parishes of Hutton, Longton, Little Hoole, Much Hoole Cottam and Penwortham. Also the Broadgate area following the railway line (initially north then bearing west) from the intersection of the River Ribble with South Meadow Lane until Portway then dropping back to the Penwortham parish boundary.

## TRANSPORT ▼ Please see *Information for Parents* booklet or <http://www.lancashire.gov.uk/schools>

Parents in any doubt over the distance between home and school for the provision of transport are asked to check with their local Area Education Office. This may be particularly relevant if you live close to a county border.

# Walton-le-Dale High School

**Walton-le-Dale High School**  
Brindle Road  
Bamber Bridge  
Preston PR5 6RN  
01772 335726

11-16 Mixed Comprehensive  
Head: Mr P Lamery  
Number on Roll January 2025: 735  
Admission Number: 157

## Information relating to Autumn Term 2025 Year 7 Admissions:

<b>Places available:</b>		<b>157</b>	<b>Initial allocation under each criterion:</b>	
Total parental preferences (considered equally) ranked by parents	1st	83	Education, Health & Care Plan	0
	2nd	94	LAC and previously Looked After	1
	3rd	132	Social/Medical/Welfare	0
			In GPA with Sibling	0
			In GPA no sibling	0
			Out GPA with sibling	39
			Out GPA no sibling	68
			LA Allocated	49
Total preferences received:		309	Total	159

## SUMMARY OF POLICY ▼ This is an Academy. Please contact the academy for full admission details,

When the Academy is oversubscribed, after the admission of pupils with Education Health and Care Plans naming the Academy, priority for admission will be applied by the Trust:

1. Looked after children or a child who was previously looked after, but immediately after being looked after became subject to an adoption, child arrangement order, or special guardianship order or those children who appear to the school to have been in state care outside of England and ceased to be in state care as a result of being adopted, then
2. Children for whom the Governors accept that there are exceptional medical, social or welfare reasons which are directly relevant to the school concerned, then
3. Children eligible for Services Premium, then,
4. Children living within the school's geographical priority area with older brothers or sisters attending the school when the younger child will start, then.
5. Children living within the school's geographical priority area, then
6. Children living outside the school's geographical priority area with older brothers or sisters still attending the school when the younger child will start, then
7. Children living outside the school's Geographical Priority Area, below.

### Tie-breaker:

The distance criterion will be used as the tie breaker if there is oversubscription within any of the admission criteria; it is a straight line (radial) measure. If the Governors are unable to distinguish between applicants using the published criteria (eg. siblings, those living the same distance from home to school, or families residing in the same block of flats) places will be offered via a random draw. The distance measure is a straight line measurement (radial) between the applicant's home address points and the address point of the school (co-ordinates provided by Ordnance Survey data).

## GEOGRAPHICAL PRIORITY AREA ▼

The Borough of South Ribble comprising the areas and parishes of Bamber Bridge (part of\*), Cuerdale, Samlesbury and Walton-le-Dale (part of\*)

The Borough of Chorley comprising the parishes of Brindle (part of\*\*) and Hoghton

\*The area of Bamber Bridge and Walton-le-Dale to the east of London Way

\*\*The part of the parish to the north of the M65 motorway

## TRANSPORT ▼ Please see *Information for Parents* booklet or <http://www.lancashire.gov.uk/schools>

Parents in any doubt over the distance between home and school for the provision of transport are asked to check with their local Area Education Office. This may be particularly relevant if you live close to a county border.



# Wellfield Academy

**Wellfield Academy**  
Yewlands Drive  
Leyland  
Preston PR25 2TP  
01772 421303

11-16 Mixed Comprehensive Specialist School  
Executive Head: Mr J Lewis  
Number on Roll January 2025: 525  
Admission Number: 166

## Information relating to Autumn Term 2025 Year 7 Admissions:

<b>Places available:</b>		<b>166</b>	<b>Initial allocation under each criterion:</b>	
Total parental preferences (considered equally)	1st	65	Education, Health & Care Plan	1
	2nd	64	LAC and previously Looked After	0
	3rd	118	Social/Medical/Welfare	0
			In GPA with Sibling	0
			In GPA no sibling	0
			Out GPA with sibling	27
			Out GPA no sibling	72
			LA Allocated	30
			Total	130
Total preferences received:		247		

## SUMMARY OF POLICY ▼ This is an Academy. Please contact the academy for full admission details,

When the Academy is oversubscribed, after the admission of pupils with Education Health and Care Plans naming the Academy, priority for admission will be applied by the Trust :

1. Looked after children or a child who was previously looked after, but immediately after being looked after became subject to an adoption, child arrangement order, or special guardianship order or those children who appear to the school to have been in state care outside of England and ceased to be in state care as a result of being adopted,
2. Children for whom the Governors accept that there are exceptional medical, social or welfare reasons which are directly relevant to the school concerned, supported by written professional advice.
3. Siblings of children who will be attending the school on the date when the applicant would be admitted.
4. Any other applicants.

### Tie-breaker:

Where there are more applicants received than places available under any of the above criteria then the distance between the school and the home (the address which the child lives at for most of the week) will be used as the final determining factor. The distance criterion is a straight line (radial) measured centre of building to centre of building. Where the cut-off point is for addresses within the same building, then the single measure between address points will apply and the Local Authority's system of a random draw will determine which address(es) receive the offer(s) as an effective, clear and fair tie breaker. In the case of the point within the Academy, this will be the main school office.

Where a child lives at two addresses with parents with shared parental responsibility the distance shall be calculated by the address which the child lives for most of the week.

### **TRANSPORT ▼** Please see *Information for Parents* booklet or <http://www.lancashire.gov.uk/schools>

Parents in any doubt over the distance between home and school for the provision of transport are asked to check with their local Area Education Office. This may be particularly relevant if you live close to a county border.

# Academy@Worden

## Academy @ Worden

Westfield Drive  
Leyland  
Preston PR25 1QX  
01772 421021

11-16 Mixed Comprehensive  
Head: Mr A Hammersley  
Number on Roll January 2025: 618  
Admission Number: 180

### Information relating to Autumn Term 2025 Year 7 Admissions:

<b>Total parental preferences</b> (considered equally)	<b>1st</b>	98
	<b>2nd</b>	147
	<b>3rd</b>	136
<b>Total preferences received:</b>		381

### SUMMARY OF POLICY ▼ This is an Academy. Please contact the academy for full admission details,

The criteria which are to be used to allocate places when the Academy is oversubscribed are:

1. Looked after children or a child who was previously looked after, but immediately after being looked after became subject to an adoption, child arrangement order, or special guardianship order or those children who appear to the school to have been in state care outside of England and ceased to be in state care as a result of being adopted.
2. Children for whom the Governors accept that there are exceptional medical, social or welfare reasons which are directly relevant to the school concerned, then
3. Children of staff at the school.
4. Children living within the school's geographical priority area with older brothers or sisters attending the school when the younger child will start, then
5. Children living within the school's geographical priority area, then
6. Children living outside the school's geographical priority area with older brothers or sisters still attending the school when the younger child will start, then
7. Children living outside the school's geographical priority area.

The distance criterion which will be used as the tie breaker if there is oversubscription within any of the admission criteria is a straight line (radial) measure. If Governors are unable to distinguish between applicants using the published criteria (e.g. twins or same block of flats) places will be offered via a random draw.

The distance measure is a straight line (radial) measure centre of building to centre of building.

### GEOGRAPHICAL PRIORITY AREA ▼

Parish of Ulmes Walton and Leyland area (part\*) plus part of South East Farington (part\*\*)

*\* From the boundary between Euxton and Leyland follow the centre of Worden Lane, St Andrews Road, Towngate, King Street and Leyland Way to the boundaries with Clayton-le-Woods and Cuerden.*

*\*\* Follow the centre of Wheelton Lane north then east along the centre of Centurion Way then briefly north along Preston Road (B5254) to meet Stanifield Lane up to Claytons Farm.*

### TRANSPORT ▼ Please see *Information for Parents* booklet or <http://www.lancashire.gov.uk/schools>

Parents in any doubt over the distance between home and school for the provision of transport are asked to check with their local Area Education Office. This may be particularly relevant if you live close to a county border.

# Hutton Church of England Grammar School

**Hutton Church of England Grammar School**  
 Liverpool Road  
 Hutton  
 Preston PR4 5SN  
 01772 613112

11-18 Boys Comprehensive (16+ Mixed)  
 Head: Mr N Moran  
 Number on Roll January 2025: 823  
 (including sixth form)  
 Admission Number: 149

## Information relating to Autumn Term 2025 Year 7 Admissions:

<b>Total parental preferences</b> (considered equally)	<b>1st</b>	121
	<b>2nd</b>	141
	<b>3rd</b>	111
<b>Total preferences received:</b>		373

## SUMMARY OF POLICY ▼ This is a Voluntary Aided school. Please contact the school for full admission details.

- Children in public care and previously looked after children. This includes children who appear to have been in state care outside of England and have ceased to be in state care due to be adopted
  - Children with special medical or social circumstances affecting the child where these needs can only be met at this school.
- Boys who have a sibling attending the school on the date application is made and on the date of admission.
- Boys whose parents/guardians worship in a church in membership of Churches Together in England or the Evangelical Alliance and:-
  - live within the ecclesiastical parishes of Penwortham (2), Longton, New Longton, Farington Moss, Lostock Hall and Hoole;\*
  - live outside the area.
- Boys whose parents live within the ecclesiastical parishes of Penwortham (2), Longton, New Longton, Farington Moss, Lostock Hall and Hoole.\*
- Boys whose parents live outside the area whose parents/guardians show evidence of being active members of a faith other than Christian which is associated with the UK Inter-Faith Network;
- Other boys on the basis of distance of home from school.

Where there are more applicants for the available places within a category, then the distance between the Ordnance Survey address points for the school and the home measured in a straight line will be used as the final determining factor, nearer addresses having priority over more distant ones. This address point is within the body of the property and usually located at its centre. Where the cut off point is for addresses within the same building, then the single measure between address points will apply and the Local Authority's system of a random draw will determine which address(es) receive the offer(s).

\* "Penwortham (2), Longton, New Longton, Farington Moss, Lostock Hall and Hoole" is defined by the Church of England Parishes of St Mary's Penwortham, St Leonard's Penwortham, St Andrew's Longton, All Saints New Longton, St Paul's Farington Moss, St James Lostock Hall, and St Michael's, Hoole. A map showing the boundaries is available in school.

## TRANSPORT ▼ Please see *Information for Parents* booklet or <http://www.lancashire.gov.uk/schools>

Parents in any doubt over the distance between home and school for the provision of transport are asked to check with their local Area Education Office. This may be particularly relevant if you live close to a county border.

# All Hallows Catholic High School

## All Hallows Catholic High School

Crabtree Avenue  
Off Central Drive  
Preston PR1 0LN  
01772 746121/2  
admissions@allhallows.lancs.sch.uk

11-16 Mixed Comprehensive

Head: Mrs A Cooper

Number on Roll January 2025: 911

Admission Number: 178

### Information relating to Autumn Term 2025 Year 7 Admissions:

<b>Total parental preferences</b> (considered equally)	<b>1st</b>	200
	<b>2nd</b>	169
	<b>3rd</b>	181
<b>Total preferences received:</b>		550

### SUMMARY OF POLICY ▼ This is a Voluntary Aided school. *Please contact the school for full admission details.*

Where there are more applications for places than the number of places available, places will be offered according to the following order of priority.

1. Looked after children and previously looked after children. A 'previously looked after child' is a child who was looked after but ceased to be so because he or she was adopted or became subject to a child arrangements order or special guardianship order. Included in this definition are those children who appear (to the admission authority) to have been in state care outside of England and who ceased to be in state care as a result of being adopted.
2. Catholic children who are resident in the parishes of St Oswald's, Longton; St Teresa's Penwortham; St Mary Magdalen's, Penwortham; Our Lady & St Gerard's Lostock Hall and Our Lady's Tarleton.
3. Other Catholic children.
4. Children attending one of the following Catholic Partner Primary Schools in the parishes or former parishes named in criterion 2 above:
  - Our Lady & St Gerard's, Lostock Hall St Oswald's, Longton
  - St Mary Magdalen's St Teresa's, Penwortham
5. Catechumens and members of an Eastern Christian Church not in full communion with Rome.
6. Children of other Christian Ecclesial Communities whose membership is evidenced by a minister of religion
7. Children of other faiths whose membership is evidenced by a religious leader.
8. Any other children.

Within each of the categories listed above, the following provisions will be applied in the following order.

- i. Where evidence is provided at the time of application of an exceptional social, medical or pastoral need of the child which can most appropriately be met at this school, the application will be placed at the top of the category in which the application is made.
- ii. The attendance of a brother or sister at the school (not including the Sixth Form where there is one) at the time of enrolment will increase the priority of an application within each category so that the application will be placed at the top of the category in which the application is made after children in (i) above

### Tie Break

The distance criterion will be used as the tie breaker if there is oversubscription within any of the admission criteria; it is a straight line (radial) measure. If the Governing Body is unable to distinguish between applicants using the published criteria (e.g. siblings, those living the same distance from home to school, or families residing in the same block of flats) places will be offered via a random draw. The distance measure is a straight-line measurement (radial) between the applicant's home address points and the address point of the school (co-ordinates provided by Ordnance Survey data).

### TRANSPORT ▼ Please see *Information for Parents* booklet or <http://www.lancashire.gov.uk/schools>

Parents in any doubt over the distance between home and school for the provision of transport are asked to check with their local Area Education Office. This may be particularly relevant if you live close to a county border.

# St Mary's Catholic High School, Leyland

**St Mary's Catholic High School, Leyland**  
 Royal Avenue  
 Leyland PR25 1BS  
 01772 421909  
[head@ismchs.com](mailto:head@ismchs.com)

11-16 Mixed Comprehensive  
 Head: Mr P Thompson  
 Number on Roll January 2025: 818  
 Admission Number: 166

## Information relating to Autumn Term 2025 Year 7 Admissions:

<b>Total parental preferences</b> (considered equally)	<b>1st</b>	212
	<b>2nd</b>	154
	<b>3rd</b>	118
<b>Total preferences received:</b>		484

## SUMMARY OF POLICY ▼ This is a Voluntary Aided school *Please contact the school for full admission details.*

The admission of pupils with an Education, Health and Care Plan is dealt with by a completely separate procedure. Children with an Education, Health and Care Plan that names the school must be admitted. Where this takes place before the allocation of places under these arrangements, this will reduce the number of places available to other children

Within each of the categories listed below, the following provisions will be applied in the following order.

1. Where evidence is provided at the time of application of an exceptional social, medical or pastoral need of the child which can most appropriately be met at this school, the application will be placed at the top of the category in which the application is made.
2. The attendance of a brother or sister at the school (not including the Sixth Form where there is one) at the time of enrolment will increase the priority of an application within each category so that the application will be placed at the top of the category in which the application is made.

### Oversubscription Criteria

Where there are more applications for places than the number of places available, places will be offered according to the following order of priority.

1. Looked after children and previously looked after children. A 'previously looked after child' is a child who was looked after but ceased to be so because he or she was adopted or became subject to a child arrangements order or special guardianship order. Included in this definition are those children who appear (to the admission authority) to have been in state care outside of England and who ceased to be in state care as a result of being adopted.
2. Catholic children who are resident in the parish of St Mary's, Leyland; St Catherine's, Farington; St Agnes', Eccleston; St Mary's, Euxton and Ss Peter & Paul, Mawdesley.
3. Other Catholic children.
4. Children attending one of the following Catholic Partner Primary Schools in the parishes or former parishes named in criterion 2 above:  
 St Anne's, Leyland; St Mary's, Leyland; St Catherine's, Farington; Ss Peter & Paul, Mawdesley; St Mary's, Euxton.
5. Members of an Eastern Christian Church not in full communion with Rome.
6. Children of other Christian Ecclesial Communities whose membership is evidenced by a minister of religion. (see note 5)
7. Children of other faiths whose membership is evidenced by a religious leader.
8. Any other children.

### Tie Break

The distance criterion will be used as the tie breaker if there is oversubscription within any of the admission criteria; it is a straight line (radial) measure. If the Governing Body is unable to distinguish between applicants using the published criteria (e.g. siblings, those living the same distance from home to school, or families residing in the same block of flats) places will be offered via a random draw. The distance measure is a straight-line measurement (radial) between the applicant's home address points and the address point of the school (co-ordinates provided by Ordnance Survey data).

### TRANSPORT ▼ Please see *Information for Parents* booklet or <http://www.lancashire.gov.uk/schools>

Parents in any doubt over the distance between home and school for the provision of transport are asked to check with their local Area Education Office. This may be particularly relevant if you live close to a county border.

# Brownedge St Mary's Catholic High School

**Brownedge St Mary's Catholic High School**  
Station Road  
Bamber Bridge  
Preston PR5 6PB  
01772 339813

11-16 Mixed Comprehensive  
Head: Mrs N Oddie  
Number on Roll January 2025: 761  
Admission Number: 160

## Information relating to Autumn Term 2025 Year 7 Admissions:

<b>Total parental preferences</b> (considered equally)	<b>1st</b>	177
	<b>2nd</b>	111
	<b>3rd</b>	97
<b>Total preferences received:</b>		385

## SUMMARY OF POLICY ▼ This is a Voluntary Aided school. *Please contact the school for full admission details.*

1. Looked after children or a child who was previously looked after, but immediately after being looked after became subject to an adoption, child arrangement order, or special guardianship order or those children who appear to the school to have been in state care outside of England and ceased to be in state care as a result of being adopted.
2. Catholic children from the following Catholic feeder primary schools: St. Mary's & St. Benedict's, Bamber Bridge; Our Lady & St. Gerard's, Lostock Hall; St. Patrick's, Walton le Dale; St. Joseph's, Brindle; St. Bede's, Clayton Green.
3. Baptised Catholic children living in the designated parishes named below: Brownedge St. Mary's, Bamber Bridge; Our Lady & St. Gerard's, Lostock Hall; Our Lady & St. Patrick's Walton le Dale; St. Joseph's, Brindle; St. Bede's, Clayton Green; and St. Mary, & St John Southworth Samlesbury.
4. Catholic children who have a sibling at the school at the time of admission.
5. Other Catholic children.
6. Non Catholic children attending a Catholic feeder primary school.
7. Non Catholic Children who have a sibling at the school at the time of admission.
8. Children of staff (a)who have been employed by the school for two or more years at the time at which the application for admission is made(b) recruited to fill a skill demonstrable skill shortage.
9. Children from other Christian denominations.
10. Children of other faiths.
11. Other Children.

Where there are more applicants for the available places within a category, then the distance between the Ordnance Survey address points for the school and the home measured in a straight line will be used as the final determining factor, nearer addresses having priority over more distant ones. This address point is within the body of the property and usually located at its centre. Where the cut off point is for addresses within the same building, then the single measure between address points will apply and the Local Authority's system of a random draw will determine which address(es) receive the offers(s).

## TRANSPORT ▼ Please see *Information for Parents* booklet or <http://www.lancashire.gov.uk/schools>

Parents in any doubt over the distance between home and school for the provision of transport are asked to check with their local Area Education Office. This may be particularly relevant if you live close to a county border.

# Burscough Priory Academy

## Burscough Priory Academy

Trevor Road  
Burscough  
Ormskirk L40 7RZ  
01704 893259

11-16 Mixed Comprehensive

Head: Mrs L Mc Laren

Number on Roll January 2025: 712

Admission Number: 154

### Information relating to Autumn Term 2025 Year 7 Admissions:

<b>Places available:</b>		<b>154</b>
Total parental preferences (considered equally)	1st	129
	2nd	107
	3rd	121
Total preferences received:		357

### SUMMARY OF POLICY ▼ *This is an Academy. Please contact the school for full admission details.*

When the Academy is oversubscribed, after the admission of pupils with Education Health and Care Plans naming the Academy, priority for admission will be applied by the Trust following the criteria set out below:

1. Looked after children, previously looked after children and children who appear (to the Trust) to have been in state care outside of England and ceased to be in state care as a result of being adopted.
2. Children with proven and exceptional medical, special educational or social needs which are directly relevant to the school. The application must be supported by written specific appropriate professional advice (letter from doctor or social worker) as to why admission to the school is necessary. It is the responsibility of parents to show that it is essential for the child to attend the Academy rather than any other school.
3. Siblings of children who will be attending the school on the date when the applicant would be admitted. The term siblings include brother or sister, half brother or sister, step brother or sister, adopted brother or sister, foster brother or sister and other children living permanently at the same address. Only one address can be used for school admission purposes. This is defined by the Trust as the home in which the child lives for most of the school week (i.e. for four nights or more per week).
4. Any other applicants.

### Tie-Breaker

Where there are more applicants received than places available under any of the above criteria then the distance between the school and the home (the address which the child lives at for most of the week) will be used as the final determining factor. The distance criterion is a straight line (radial) measured centre of building to centre of building. Where the cut-off point is for addresses within the same building, then the single measure between address points will apply and the Local Authority's system of a random draw will determine which address(es) receive the offer(s) as an effective, clear and fair tie breaker.

In the case of the point within the Academy, this will be the main school office.

### TRANSPORT ▼ Please see *Information for Parents* booklet or <http://www.lancashire.gov.uk/schools>

Parents in any doubt over the distance between home and school for the provision of transport are asked to check with their local Area Education Office. This may be particularly relevant if you live close to a county border.

# Ormskirk School

**Ormskirk School**  
Wigan Road  
Ormskirk  
Lancashire L39 2AT  
01695 583040

11-18 Mixed Academy  
Head: Mrs L Gwinnett  
Number on Roll January 2025: 1216  
(including sixth form)  
Admission Number: 250

## Information relating to Autumn Term 2025 Year 7 Admissions:

<b>Places available:</b>		<b>250</b>
Total parental preferences (considered equally) ranked by parents	1st	168
	2nd	172
	3rd	163
Total preferences received:		503

## SUMMARY OF POLICY ▼ *This is an Academy.*

When the Academy is oversubscribed, after the admission of pupils with Education Health and Care Plans naming the Academy, priority for admission will be applied by the Trust following the criteria set out below:

1. Looked after children, previously looked after children and children who appear (to the Trust) to have been in state care outside of England and ceased to be in state care as a result of being adopted.
2. Children with proven and exceptional medical, special educational or social needs which are directly relevant to the school. The application must be supported by written specific appropriate professional advice (letter from doctor or social worker) as to why admission to the school is necessary. It is the responsibility of parents to show that it is essential for the child to attend the Ormskirk School rather than any other school.
3. Siblings of children who will be attending the Ormskirk School on the date when the applicant would be admitted. The term siblings include brother or sister, half brother or sister, step brother or sister, adopted brother or sister, foster brother or sister and other children living permanently at the same address. Only one address can be used for school admission purposes. This is defined by the Trust as the home in which the child lives for most of the school week (i.e. for four nights or more per week).
4. Any other applicants.

### Tie-Breaker

Where there are more applicants received than places available under any of the above criteria then the distance between the school and the home (the address which the child lives at for most of the week) will be used as the final determining factor. The distance criterion is a straight line (radial) measured centre of building to centre of building. Where the cut-off point is for addresses within the same building, then the single measure between address points will apply and the Local Authority's system of a random draw will determine which address(es) receive the offer(s) as an effective, clear and fair tie breaker. In the case of the point within Ormskirk School, this will be the main school office.

In the case of the point within the Academy, this will be the main school office.

## TRANSPORT (YEARS 7-11) ▼ Please see *Information for Parents* booklet or <http://www.lancashire.gov.uk/schools>

Parents in any doubt over the distance between home and school for the provision of transport are asked to check with their local Area Education Office. This may be particularly relevant if you live close to a county border.



# Up Holland High School

**Up Holland High School**  
Sandbrook Road  
Orrell  
Wigan WN5 7AL  
01695 625191

11-16 Mixed Comprehensive  
Head: Mr P Scarborough  
Number on Roll January 2025: 861  
Admission Number: 180

## Information relating to Autumn Term 2025 Year 7 Admissions:

Places available:		180
Total parental preferences (considered equally)	1st	206
	2nd	164
	3rd	120
Total preferences received:		490

Initial allocation under each criterion:		
Education, Health & Care Plan		2
LAC and previously Looked After		3
Social/Medical/Welfare		0
Service Pupil Premium		1
In GPA with Sibling		14
In GPA no sibling		33
Out GPA with sibling		54
Out GPA no sibling		73
LA Allocated		0
Total		180

## SUMMARY OF POLICY ▼ *This is an Academy School.*

Where the number of applications for admission is greater than the published admission number, applications will be considered against the oversubscription criteria set out below. After the admission of pupils with Education, Health and Care Plans, where Up Holland High School is named on the Plan, the criteria will be applied in the following order:

1. Looked after children and children who were previously looked after but then became subject to adoption, a child arrangements order, or special guardianship order.' This includes children who appear to have been in state care outside of England and ceased to be in state care as a result of being adopted;
2. Children who have a brother or sister at the school at the time of likely admission. The brother or sister must be on the school roll in Years 7 — 11. This includes full, half or stepbrothers and sisters, adopted and foster brothers and sisters or a child of the parent/ carer/ partner, and in every case, who is living at the same address and is part of the same family unit;
3. Children of staff at the school in either of the following circumstances:
  - the member of staff is employed by the trust and assigned at the school for two or more years at the time at which the application for admission to the school is made and/or
  - the member of staff is recruited to fill a vacant post for which there is a demonstrable skill shortage.
4. Other children.

### Tie Break

In the event of any over-subscription in the number of applications made under any of the categories above the school will offer places first to children whose family home is nearest the school.

The distance criterion will be used as the tie breaker if there is oversubscription within any of the admission criteria; it is a straight line (radial) measure.

If the Governing Body is unable to distinguish between applicants using the published criteria (e.g. siblings, those living the same distance from home to school, or families residing in the same block of flats) places will be offered via a random draw.

The distance measure is a straight line measurement (radial) between the applicant's home address points and the address point of the school (co-ordinates provided by Ordnance Survey data).

## TRANSPORT ▼ Please see *Information for Parents* booklet or <http://www.lancashire.gov.uk/schools>

Parents in any doubt over the distance between home and school for the provision of transport are asked to check with their local Area Education Office. This may be particularly relevant if you live close to a county border.

# Lathom High School

**Lathom High School**  
Glenburn Road  
Skelmersdale WN8 6JN  
01695 725653

11-16 Mixed Comprehensive  
Head: Mr P W Livesley  
Number on Roll January 2025: 796  
Admission Number: 170

## Information relating to Autumn Term 2025 Year 7 Admissions:

<b>Total parental preferences</b> (considered equally)	<b>1st</b>	190
	<b>2nd</b>	129
	<b>3rd</b>	58
<b>Total preferences received:</b>		377

**This is a Foundation school.** *Please contact the school for full admission details.*

## SUMMARY OF POLICY ▼

1. Looked after children or a child who was previously looked after, but immediately after being looked after became subject to an adoption, child arrangement order, or special guardianship order or those children who appear to the school to have been in state care outside of England and ceased to be in states care as a result of being adopted, then
2. Children for whom the Governing Body accepts that there are exceptional medical, social or welfare reasons which are directly relevant to the school concerned, then
3. Children with older brothers or sisters attending the school when the younger child will start,
4. Distance from the child's permanent home address to school.

The distance criterion which will be used as the tie breaker if there is oversubscription within any of the admission criteria is a straight line (radial) measure. If the Governing Body is unable to distinguish between applicants using the published criteria (eg twins or same block of flats) places will be offered via a random draw.

The distance measure is a straight line (radial) measure centre of building to centre of building.

## TRANSPORT ▼ *Please see Information for Parents booklet or <http://www.lancashire.gov.uk/schools>*

Parents in any doubt over the distance between home and school for the provision of transport are asked to check with their local Area Education Office. This may be particularly relevant if you live close to a county border.

# Our Lady Queen of Peace Catholic Engineering College

**Our Lady Queen of Peace  
Catholic Engineering College**  
Glenburn Road  
Skelmersdale WN8 6JW  
01695 725635  
[mail@olqp.lancs.sch.uk](mailto:mail@olqp.lancs.sch.uk)

11-16 Mixed Comprehensive  
Head: Mrs M Henshaw  
Number on Roll January 2025: 853  
Admission Number: 185

## Information relating to Autumn Term 2025 Year 7 Admissions:

<b>Total parental preferences</b> (considered equally)	<b>1st</b>	72
	<b>2nd</b>	94
	<b>3rd</b>	63
<b>Total preferences received:</b>		229

**This is a Voluntary Aided school.** *Please contact the school for full admission details*

## SUMMARY OF POLICY ▼

- Looked after children or a child who was previously looked after, but immediately after being looked after became subject to an adoption, child arrangement order, or special guardianship order or those children who appear to the school to have been in state care outside of England and ceased to be in state care as a result of being adopted
- Baptised Catholic children who have a sibling in the school at the time of admission.
- Baptised Catholic children resident in the parish of St Richard.
- Other baptised Catholic children.
- Other children who have a sibling in the school at the time of admission.
- Children attending one of the following Catholic Feeder Primary Schools in the parish named in criterion 3 above:
 

St Edmund's, Skelmersdale	St John's, Skelmersdale
St Francis of Assisi, Skelmersdale	St Richard's, Skelmersdale
St James', Skelmersdale	
- Children from other Christian denominations. Proof of Baptism in the form of a Baptismal Certificate or confirmation in writing that the applicant is a member of their faith community from an appropriate Minister of Religion is required.
- Children of other faiths. An appropriate Faith Leader would need to confirm in writing that the applicant is a member of their faith group.
- Other children.

Where there are more applicants for the available places within a category, then the distance between the Ordnance Survey address points for the school and the home measured in a straight line will be used as the final determining factor, nearer addresses having priority over more distant ones. This address point is within the body of the property and usually located at its centre. Where the cut-off point is for addresses within the same building, then the single measure between address points will apply and the Local Authority's system of a random draw will determine which address(es) receive the offer(s).

## TRANSPORT ▼ Please see *Information for Parents* booklet or <http://www.lancashire.gov.uk/schools>

Parents in any doubt over the distance between home and school for the provision of transport are asked to check with their local Area Education Office. This may be particularly relevant if you live close to a county border.

# St Bede's Catholic High School

**St Bede's Catholic High School**  
St Anne's Road  
Ormskirk L39 4TA  
01695 577320/570335  
admin@sbchs.co.uk

11-16 Mixed Comprehensive  
Head: Mr D Morgan  
Number on Roll January 2025: 707  
Admission Number: 140

## Information relating to Autumn Term 2025 Year 7 Admissions:

<b>Total parental preferences</b> (considered equally)	<b>1st</b>	168	<b>Initial allocation under each criterion:</b>	
	<b>2nd</b>	130		LAC and previously Looked After
	<b>3rd</b>	100		1
			Baptised children resident in named parishes	128
			Baptised children with siblings	5
			Other Baptised Catholics	6
			Education, Health & Care Plan	0
			No places were allocated to 5,6,7,8 or 9	0
<b>Total preferences received:</b>		398		

## SUMMARY OF POLICY ▼ This is a Voluntary Aided school. Please contact the school for full admission details.

1. Looked after children and previously looked after children. This includes children who appear to have been in state care outside of England and have ceased to be in state as a result of being adopted
2. Baptised Catholic children who are resident in the parishes of St Anne's, Ormskirk; St Mary's, Aughton; St Elizabeth's Scarisbrick; Our Lady's, Parbold and St John's, Burscough.
3. Other Catholic children.
4. Children attending one of the following Catholic Partner Primary Schools in the parishes or former parishes named in criterion 2 above:

Our Lady & All Saints Parbold	St John's Burscough
St Anne's Ormskirk	St Mary's Scarisbrick

5. Members of an Eastern Christian Church **not** in full communion with Rome.
6. Children of other Christian Ecclesial Communities whose membership is evidenced by a minister of religion.
7. Children of other faiths whose membership is evidenced by a religious leader.
8. Any other children.

### Tie Break

Priority will be given to children living closest to the school determined by the shortest distance. Distances will be calculated between the Ordnance Survey address points for the school and the home measured in a straight line will be used as the final determining factor, nearer addresses having priority over more distant ones. This address point is within the body of the property and usually located at its centre. Where the cut-off point is for addresses within the same building, then the single measure between address points will apply and the Local Authority's system of a random draw will determine which address(es) receive the offer(s). In the event of distances being the same for two or more children where this would determine the last place to be allocated, random allocation will be carried out and supervised by a person independent of the school. All the names will be entered into a hat and the required number of names will be drawn out.

- (i) Where evidence is provided at the time of application of an exceptional social, medical or pastoral need of the child which can most appropriately be met at this school, the application will be placed at the top of the category in which the application is made
- (ii) The attendance of a brother or sister at the school at the time of enrolment will increase the priority of an application within each category so that the application will be placed at the top of the category in which the application is made after children in (i) above

Where there are more applicants for the available places within a category, then the distance between the Ordnance Survey address points for the school and the home measured in a straight line will be used as the final determining factor, nearer addresses having priority over more distant ones. This address point is within the body of the property and usually located at its centre. Where the cut-off point is for addresses within the same building, then the single measure between address points will apply and the Local Authority's system of a random draw will determine which address(es) receive the offer(s).

### TRANSPORT ▼ Please see *Information for Parents* booklet or <http://www.lancashire.gov.uk/schools>

Parents in any doubt over the distance between home and school for the provision of transport are asked to check with their local Area Education Office. This may be particularly relevant if you live close to a county border.

# Tarleton Academy

**Tarleton Academy**  
Hesketh Lane  
Tarleton  
Preston PR4 6AQ  
01772 812644

11-16 Mixed Comprehensive  
Head: Mr S Parker  
Number on Roll January 2025: 676  
Admission Number: 150

## Information relating to Autumn Term 2025 Year 7 Admissions:

<b>Total parental preferences</b> (considered equally)	<b>1st</b>	119
	<b>2nd</b>	119
	<b>3rd</b>	84
<b>Total preferences received:</b>		322

## SUMMARY OF POLICY ▼ This is an Academy. Please contact the academy for full admission details.

When the Academy is oversubscribed, after the admission of pupils with Education Health and Care Plans naming the Academy, priority for admission will be applied by the Trust following the criteria set out below:

1. Looked after children, previously looked after children and children who appear (to the Trust) to have been in state care outside of England and ceased to be in state care as a result of being adopted.
2. Children with proven and exceptional medical, special educational or social needs which are directly relevant to the school. The application must be supported by written specific appropriate professional advice (letter from doctor or social worker) as to why admission to the school is necessary. It is the responsibility of parents to show that it is essential for the child to attend the Academy rather than any other school.
3. Siblings of children who will be attending the school on the date when the applicant would be admitted. The term siblings include brother or sister, half brother or sister, stepbrother or sister, adopted brother or sister, foster brother or sister and other children living permanently at the same address. Only one address can be used for school admission purposes. This is defined by the Trust as the home in which the child lives for most of the school week (i.e. for four nights or more per week).
4. Any other applicants.

### Tie-Breaker

Where there are more applicants received than places available under any of the above criteria then the distance between the school and the home (the address which the child lives at for most of the week) will be used as the final determining factor. The distance criterion is a straight line (radial) measured centre of building to centre of building. Where the cut-off point is for addresses within the same building, then the single measure between address points will apply and the Local Authority's system of a random draw will determine which address(es) receive the offer(s) as an effective, clear and fair tie breaker.

In the case of the point within the Academy, this will be the main school office.

### TRANSPORT ▼ Please see *Information for Parents* booklet or <http://www.lancashire.gov.uk/schools>

Parents in any doubt over the distance between home and school for the provision of transport are asked to check with their local Area Education Office. This may be particularly relevant if you live close to a county border.

# Albany Academy

**Albany Academy**  
Bolton Road  
Chorley PR7 3AY  
01257 244020

11-16 Mixed Comprehensive  
Head: Mr P Mayland  
Number on Roll January 2025: 723  
Admission Number: 135

## Information relating to Autumn Term 2025 Year 7 Admissions:

<b>Total parental preferences</b> (considered equally)	<b>1st</b>	141
	<b>2nd</b>	230
	<b>3rd</b>	255
<b>Total preferences received:</b>		626

## SUMMARY OF POLICY ▼ This is an Academy. Please contact the academy for full admission details.

In the event that the school receives more applications than the number of places it has available, places will be given to those children who meet any of the criteria set out below, in order until all places are filled.

1. Highest priority will be given to looked after children and all previously looked after children who apply for a place at the school, including children who appear to have been in state care outside of England and ceased to be in state care as a result of being adopted.
2. Priority will next be given to children for whom the Governors accept, based on the written opinion of professional experts, that there are exceptional medical or social circumstances affecting the child and where these needs can **only** be met at Albany Academy.
3. Priority will next be given to children of staff at the school, in either of the following circumstances: a) The member of staff has been employed at the school for 2 or more years at the time at which the application for admission to the school is made, or b) The member of staff is recruited to fill a vacant post for which there is a demonstrable skill shortage
4. A maximum of 15 places will be allocated to children attending Chorley New Road Primary Academy who have been attending the school for at least 3 consecutive school years (Years 4, 5 and 6).
5. Children living within the school's geographical priority area with older brothers or sisters attending the school when the younger child will start, then
6. Children living within the school's geographical priority area, then
7. Children living outside the school's geographical priority area with older brothers or sisters still attending the school when the younger child will start then
8. Children living outside the school's geographical priority area.

## Tie break

The distance measure is a straight line (radial) measure centre of building to centre of building.

The distance criterion which will be used as the tie breaker if there is oversubscription within any of the admission criteria is a straight line (radial) measure. If Governors are unable to distinguish between applicants using the published criteria (e.g. twins or same block of flats) places will be offered via a random draw.

## GEOGRAPHICAL PRIORITY AREA ▼

Parishes of Charnock Richard, Coppull, Euxton (part\*) Astley Village, Whittle -le Woods. District of Chorley, Withnell, Wheelton, Heapey, Anglezarke, Heath Charnock, Anderton, Adlington and Rivington.

\*Euxton south of railway line.

## TRANSPORT ▼ Please see *Information for Parents* booklet or <http://www.lancashire.gov.uk/schools>

Parents in any doubt over the distance between home and school for the provision of transport are asked to check with their local Area Education Office. This may be particularly relevant if you live close to a county border.

# Parklands Academy

Parklands Academy  
Southport Road  
Chorley PR7 1LL  
01257 264596

11-16 Mixed Comprehensive  
Head: Mrs C Batson  
Number on Roll January 2025: 1107  
Admission Number: 220

## Information relating to Autumn Term 2025 Year 7 Admissions:

<b>Total parental preferences</b> (considered equally)	<b>1st</b>	257
	<b>2nd</b>	297
	<b>3rd</b>	236
<b>Total preferences received:</b>		790

## SUMMARY OF POLICY ▼ This is an Academy. Please contact the academy for full admission details.

The criteria which are to be used to allocate places when the Academy is oversubscribed are:

1. Looked after children or a child who was previously looked after, but immediately after being looked after became subject to an adoption, child arrangement order, or special guardianship order or those children who appear to the school to have been in state care outside of England and ceased to be in state care as a result of being adopted, then
2. Children for whom the Governors accept that there are exceptional medical, social or welfare reasons which are directly relevant to the school concerned (professional supporting evidence from e.g. a doctor; psychologist; social worker etc is essential and such evidence must set out why the school is the most suitable school and the difficulties which would be caused if the child had to attend another school) then
3. Children of staff who are employed by Parklands Academy where on either a full or part time basis
  - (a) The member of staff has been employed at the school for 2 or more years at the time at which the application for admission to the school is made, or
  - (b) The member of staff is recruited to fill a vacant post for which there is a demonstrable skill shortage
4. Children who will have a sibling in attendance at Parklands Academy at the time of admission, then
5. Children who attend the founder schools in the Aspirational Futures Multi Academy Trust, namely Balshaw Lane Community Primary School and Highfield Community Primary.
6.
  - (a) Higher priority will be given to the children living in the civil parishes of Withnell, Wheelton, Abbey Village, Brinscall and Heapey, then
  - (b) Other children living within the school's geographical priority area, then
7. Children living outside the school's geographical area

The distance criterion which will be used as the tie breaker if there is oversubscription within any of the admission criteria is a straight line (radial) measure. If Governors are unable to distinguish between applicants using the published criteria (e.g. twins or same block of flats) places will be offered via a random draw. The distance measure is a straight line (radial) measure, centre of building to centre of building.

## GEOGRAPHICAL PRIORITY AREA

Parishes of Charnock Richard, Euxton, Buckshaw Village, Astley Village, Whittle-le-Woods, Chorley, Withnell, Wheelton, Heapey, Abbey Village, Anglezarke, Brinscall, Heath Charnock.

## TRANSPORT ▼ Please see *Information for Parents* booklet or <http://www.lancashire.gov.uk/schools>

Parents in any doubt over the distance between home and school for the provision of transport are asked to check with their local Area Education Office. This may be particularly relevant if you live close to a county border.

# Southlands High School

**Southlands High School**  
Clover Road  
Chorley PR7 2NJ  
01257 414455

11-16 Mixed Comprehensive  
Headteacher: Mr P Bousfield  
Number on Roll January 2025: 932  
Admission Number:220

## Information relating to Autumn Term 2025 Year 7 Admissions:

<b>Places available:</b>		<b>220</b>
Total parental preferences (considered equally)	1st	67
	2nd	46
	3rd	95
Total preferences received:		208

## SUMMARY OF POLICY ▼ *This is an Academy. Please contact the academy for full admission details.*

1. Looked after children and those who have been previously looked after, including those children who appear to have been in state care outside England and ceased to be in state care as a result of being adopted then
2. Children for whom the Trust accepts that there are exceptional medical, social or welfare reasons which are directly relevant to the school concerned then
3. Children living within the school's geographical priority area with older brothers or sisters attending the school when the younger child will start then
4. Children living within the school's geographical priority area, then
5. Children living outside the school's geographical priority area with older brothers or sisters still attending the school when the younger child will start then
6. Children living outside the school's geographical priority area below.

## TIE-BREAKER

Where there are more applicants received than places available under any of the above criteria then the distance between the school and the home will be used as the final determining factor. The distance measure is a straight line (radial) between the applicant's home address points the address point of the school. Where the cut-off point is for addresses within the same building, then the single measure between address points will apply and the Trust system of a random draw will determine which address(es) receive the offer(s) as an effective, clear and fair tie breaker.

## GEOGRAPHICAL PRIORITY AREA ▼

Parishes of Charnock Richard, Coppull, Euxton, Buckshaw Village, Astley Village, Whittle-le-Woods, Chorley, Withnell, Wheelton, Heapey, Anglezarke, Heath Charnock, Anderton, Adlington, Rivington, Horwich, Blackrod and Haigh

## TRANSPORT ▼ Please see *Information for Parents* booklet or <http://www.lancashire.gov.uk/schools>

Parents in any doubt over the distance between home and school for the provision of transport are asked to check with their local Area Education Office. This may be particularly relevant if you live close to a county border.



# Bishop Rawstorne Church of England Academy

**Bishop Rawstorne Church of England Academy**  
Highfield Road  
Croston  
Leyland PR26 9HH  
01772 600349/600972  
[office@bishopr.co.uk](mailto:office@bishopr.co.uk)

11-16 Mixed Comprehensive  
Head: Mr P Cowley  
Number on Roll January 2025: 963  
Admission Number: 190

## Information relating to Autumn Term 2025 Year 7 Admissions:

<b>Total parental preferences</b> (considered equally)	<b>1st</b>	229
	<b>2nd</b>	109
	<b>3rd</b>	110
<b>Total preferences received:</b>		448

## SUMMARY OF POLICY ▼ This is an Academy. *Please contact the academy for full admission details.*

The Governing Body will not place any restrictions on admissions to Year 7 unless the number of children for whom admission is sought exceeds their admission number. The Governing Body operates a system of equal preferences under which they consider all preferences equally and the Local Authority notifies parents of the result. In the event that there are more applicants than places; after admitting all children with an Education Health and Care Plan naming the Academy, the Governing Body will allocate places using the criteria below which are listed in order of priority

### 1. **Children in public care and previously looked after children.**

This means a 'looked after child' or a child who was previously looked after but immediately after became subject to an adoption, child arrangements or special guardianship order, including those who appear (to the admission authority) to have been in state care outside of England and ceased to be in state care as a result of being adopted.

### 2. **Children with special medical or social circumstances affecting the child where these needs can only be met at this Academy**

Professional supporting evidence from a professional, e.g. a doctor, psychologist, social worker, is essential if admission is to be made under the criterion for special medical or social circumstances, and such evidence must set out the particular reasons why the academy in question is the only school/academy where these needs can be met and the difficulties which would be caused if the child had to attend another school/academy. Parents must submit this evidence to the Academy by 31st October 2025, if they wish their application to be considered under this criterion.

### 3. **Children who RESIDE in the Foundation Parishes of Bretherton, Croston, Eccleston, Mawdesley with Bispham and Wrightington with Heskin, with parents meeting faith commitment as outlined in Appendix 1 section 2.5 of the Admission Policy which is up to one-third of the total places (currently up to 63 of 190 places). At the point of oversubscription within this criterion, places will be offered in rank order of distance from the Academy to the home address as determined in Appendix 1 section 2.4 of this document.**

### 4. **Children who RESIDE in the Named Parishes of Appley Bridge, Banks, Douglas in Parbold, Hesketh with Becconsall, Hoole, Leyland St James, Rufford and Tarleton with parents meeting faith commitment as outlined in Appendix 1 section 2.5 of the Admission Policy, to fill the balance of up to one-third of the places allocated of the total intake numbers which have not been filled from criterion 1.3. At the point of oversubscription within this criterion, places will be offered in rank order of distance from the Academy to the home address as determined in Appendix 1 section 2.4 of this document.**

### 5. **Children with a parent employed by the Academy on a permanent contract either full or part-time in either or both of the following circumstances:**

- where the member of staff has been employed at the Academy for two or more years at the time of admission, and/or
- the member of staff is recruited to fill a vacant post for which there is a demonstrable skill shortage.

### 6. **Children who have other siblings attending the Academy at the time of application and on the date of admission. For the definition of 'sibling' please refer to Section 2.7.**

### 7. **Children who RESIDE in the Foundation Parishes of Bretherton, Croston, Eccleston, Mawdesley with Bispham and Wrightington with Heskin, with parents meeting faith commitment as outlined in Appendix 1 section 2.5 of the Admission Policy who cannot attain a place under 1.3 because the criteria of up to one-third of places allocated**

according to faith commitment has already been allocated. At the point of oversubscription within this criterion, places will be offered in rank order of distance from the Academy to the home address as determined in Appendix 1 section 2.4 of this document.

8. Children who RESIDE in the Foundation Parishes of Bretherton, Croston, Eccleston, Mawdesley with Bispham and Wrightington with Heskin, with parents who do not meet the faith commitment outlined in Appendix 1 section 2.5 of the Admission Policy. At the point of oversubscription within this criterion, places will be offered in rank order of distance from the Academy to the home address as determined in Appendix 1 section 2.4 of this document.
9. Children who RESIDE in the Named Parishes of Appley Bridge, Banks, Douglas in Parbold, Hesketh with Becconsall, Hoole, Leyland St James, Rufford and Tarleton with parents meeting faith commitment as outlined in Appendix 1 section 2.5 of the Admission Policy who cannot attain a place under 1.4 because the criteria of up to one-third of places allocated according to faith commitment has already been allocated. At the point of oversubscription within this criterion, places will be offered in rank order of distance from the Academy to the home address as determined in Appendix 1 section 2.4 of this document.
10. Children who RESIDE in the Named Parishes of Appley Bridge, Banks, Douglas in Parbold, Hesketh with Becconsall, Hoole, Leyland St James, Rufford and Tarleton with parents who do not meet the faith commitment outlined in Appendix 1 section 2.5 of the Admission Policy. At the point of oversubscription within this criterion, places will be offered in rank order of distance from the Academy to the home address as determined in Appendix 1 section 2.4 of this document.
11. Children who RESIDE in other parishes with parents meeting faith commitment as outlined in Appendix 1 section 2.5 of the Admission Policy. At the point of oversubscription within this criterion, places will be offered in rank order of distance from the Academy to the home address as determined in Appendix 1 section 2.4 of this document.
12. Children who RESIDE in other parishes with parents who do not meet the faith commitment as outlined in Appendix 1 section 2.5 of the Admission Policy. At the point of oversubscription within this criterion, places will be offered in rank order of distance from the Academy to the home address as determined in Appendix 1 section 2.4 of this document.

#### **Distance criteria and tie-breaker:**

Where there are more applicants for the available places within a category, then the distance between the Ordnance Survey address points for the Academy and the home measured in a straight line using the Lancashire County Council computerised measuring system, will be used as the final determining factor, nearer addresses having priority over more distant ones. This address point is within the body of the property and usually located at its centre. Where two addresses have the same distance, or the cut-off point is for addresses within the same building, then the Local Authority's system of a random draw will determine which address(es) receive the offer(s).

**A Supplementary Form for Admission is available from the Academy and you need to return this to Bishop Rawstorne Church of England Academy.**

**TRANSPORT** ▼ Please see *Information for Parents* booklet or <http://www.lancashire.gov.uk/schools>

---

Parents in any doubt over the distance between home and school for the provision of transport are asked to check with their local Area Education Office. This may be particularly relevant if you live close to a county border.

# Holy Cross Catholic High School

## Holy Cross Catholic High School

Myles Standish Way  
Chorley PR7 3LS  
01257 262093  
admin@holycross.lancs.sch.uk

11-16 Mixed Comprehensive

Head: Mr G Lindley

Number on Roll January 2025: 980

Admission Number: 195

### Information relating to Autumn Term 2025 Year 7 Admissions:

<b>Total parental preferences</b> (considered equally)	<b>1st</b>	220
	<b>2nd</b>	189
	<b>3rd</b>	182
<b>Total preferences received:</b>		591

**This is a Voluntary Aided school.** Please contact the school for full admission details

### SUMMARY OF POLICY ▼

Within each of the categories listed below, the following provisions will be applied in the following order.

(i) Where evidence is provided at the time of application of an exceptional social, medical or pastoral need of the child which can most appropriately be met at this school, the application will be placed at the top of the category in which the application is made.

(ii) A brother or sister at the school at the time of enrolment will increase the priority of an application within each category so that the application will be placed at the top of the category in which the application is made after children in (i) above

1. Looked after children and previously looked after children.
2. Baptised Catholic children who are resident in the current parishes of St Chad, St Gregory, St Mary, St Oswald, Sacred Heart, St Joseph (all of which in Chorley) and St Joseph (Withnell) and St Joseph (Anderton)
3. Other baptised Catholic children.
4. Children attending one of the following Catholic Partner Primary Schools in the parishes or former parishes named above:
  - Sacred Heart St Joseph's, Chorley
  - St Chad's St Joseph's, Withnell
  - St Gregory's St Mary's, Chorley
  - St Joseph's, Anderton St Oswald's, Coppull
5. Members of an Eastern Christian Church not in full communion with Rome.
6. Children of other Christian Ecclesial Communities whose membership is evidenced by a minister of religion.
7. Children of other faiths whose membership is evidenced by a religious leader.
8. Any other children.

### Tie Break

Priority will be given to children living closest to the school determined by the shortest distance. The distance criterion will be used as the tie breaker if there is oversubscription within any of the admission criteria; it is a straight line (radial) measure.

If the Governing Body is unable to distinguish between applicants using the published criteria (eg siblings, those living the same distance from home to school, or families residing in the same block of flats) places will be offered via a random draw.

The distance measure is a straight line measurement (radial) between the applicant's home address points and the address point of the school (co-ordinates provided by ordnance survey data).

Where the cut-off point is for addresses within the same building, then the single measure between address points will apply and the Local Authority's system of a random draw will determine which address(es) receive the offer(s). In the event of distances being the same for two or more children where this would determine the last place to be allocated, random allocation will be carried out and supervised by a person independent of the school. All the names will be entered into a hat and the required number of names will be drawn out. This should then be formally minuted by the Admissions Committee for future reference.

### TRANSPORT ▼ Please see *Information for Parents* booklet or <http://www.lancashire.gov.uk/schools>

Parents in any doubt over the distance between home and school for the provision of transport are asked to check with their local Area Education Office. This may be particularly relevant if you live close to a county border.

# St Michael's Church of England High School

**St Michael's Church of England High School**  
Astley Road  
Chorley PR7 1RS  
01257 264740

11-16 Mixed Academy  
Head: Ms R Rongong  
Number on Roll January 2025: 1134  
Admission Number: 225

## Information relating to Autumn Term 2025 Year 7 Admissions:

<b>Total parental preferences</b> (considered equally)	<b>1st</b>	257
	<b>2nd</b>	227
	<b>3rd</b>	240
<b>Total preferences received:</b>		724

## SUMMARY OF POLICY ▼ This is an Academy. Please contact the academy for full admission details

**A Supplementary Form for Admission is available from the Academy and you need to return this to St Michael's CE High School by no later than 31 October 2026.**

1 Looked after children and all previously looked after children who appear (to the admission authority) to have been in care outside of England and ceased to be in state care as a result of being adopted.

2.1 Parent or child is a regular fortnightly worshipper at a foundation church listed below which has membership of Churches Together in England or the Evangelical Alliance.

a First priority will be given to children of staff, full and part time, who are employed on a permanent contract of employment in either or both of the following circumstances

i) where the member of staff has been employed at St Michael's CE High School for two or more years at the time at which the application for admission is made, and/or

ii) the member of staff is recruited to fill a vacant post for which there is a demonstrable skill shortage.

b Second priority will be given to siblings of pupils who are on the school roll at the date of application and on the date of admission

c Third priority will be given to other children who meet the criteria.

Foundation parishes served by the school:

Adlington St Paul

Brindle St James

Charnock Richard Christ Church

Chorley All Saints

Chorley St George

Chorley St James

Chorley St Laurence

Chorley St Peter

Coppull Parish

Coppull St John

Euxton Parish

Heapey St Barnabas

Whittle-le-Woods St John

Withnell St Paul

2.2 Parent or child is a regular fortnightly worshipper at another Christian church with membership of Churches Together in England or the Evangelical Alliance

a First priority will be given to children of staff, full and part time, who are employed on a permanent contract of employment in either or both of the following circumstances:

i) where the member of staff has been employed at St Michael's CE High School for two or more years at the time at which the application for admission is made, and/or

ii) the member of staff is recruited to fill a vacant post for which there is a demonstrable skill shortage.

b Second priority will be given to siblings of pupils who are on the school roll at the date of application and on the date of admission (1st September 2026).

c Third priority will be given to other children who meet the criteria.

3 Children who have a sibling attending the school on the date of application and on the date of admission.

4. Other children.

## Tie break

Where there are more applicants for the available places within a category, then the distance between the Ordnance Survey address points for the school and the home measured in a straight line will be used as the final determining factor, nearer addresses having priority over more distant ones. This address point is within the body of the property and usually located at its centre. Where two addresses have the same distance, or the cut-off point is for addresses within the same building, then the Local Authority's system of a random draw will determine which address(es) receive the offer(s).

## TRANSPORT ▼ Please see Information for Parents booklet or <http://www.lancashire.gov.uk/schools>

Parents in any doubt over the distance between home and school for the provision of transport are asked to check with their local Area Education Office. This may be particularly relevant if you live close to a county border.

# HOME TO SCHOOL TRANSPORT

Please see *Information for Parents* booklet or <http://www.lancashire.gov.uk/schools>

---

**If the cost of getting your child from home to school and back is a consideration or concern in making your school preferences, please check the Home to School Transport Policy carefully or discuss your child's possible entitlement with the Area Pupil Access Team.**

In September 2026, free school transport will be provided as follows:

## General Policy

To qualify for free home to school transport, children of compulsory school age are required to attend the nearest suitable school, where the home to school distance (based on the child's address) using the shortest route is over 2 miles for children up to the age of 8 years. At the start of the academic year, after the child's 8<sup>th</sup> birthday, a reassessment will take place as children 8 years and over will only qualify for transport assistance if the shortest route is over 3 miles.

For Lancashire families, schools outside of their GPA (Geographical Priority Area) and those in other Local Authorities and districts will be considered when assessing eligibility for assistance for transport to school.

For those pupils attending faith schools, the Council previously granted partial assistance with travel costs if the pupil attended the nearest school of their faith. Since September 2018 transport assistance is **only** available if a pupil attends their nearest school or academy and meets the distance criteria. Please note; if parents decide to send their child to a school that is not their nearest suitable school, then they will be responsible for the cost of transporting their child to that school/academy.

## National Extended Rights Policy (Low Income)

If your child does not qualify for transport under the general policy (above), a national policy provides extended rights to children who are eligible for free school meals or whose parents receive the maximum level of Working Tax Credit (WTC) i.e. reduction to the income must be £0.00 on your award notice. This policy provides transport for:

**Primary Children** – age 8 but under 11 years, transport will be provided to the nearest suitable school where that school is more than 2 miles from the child's home.

**Secondary Children** – transport to one of the 3 nearest suitable qualifying schools where the school is more than 2 but less than 6 miles from the child's home OR transport to the nearest suitable secondary school preferred because of your religion or belief for children whose parents adhere to that particular faith, if the school is between 2 and 15 miles from home.

## Concessionary Travel

If your child is not eligible for free travel you may be able to purchase a season ticket if there are spare places on a school transport service. Please contact the School Traveline for advice on 0300 123 6738.

In some cases it may be more cost effective for your child to travel on a public bus service and purchase a discounted period travel ticket direct from the bus operator.

You are strongly advised to visit our website for up to date information on the provision of any home to school transport or contact the Area Pupil Access Team (see contact details on page 1 for your nearest office).

For full details of the policy and general principles applying to free school transport please see our website [www.lancashire.gov.uk/schools](http://www.lancashire.gov.uk/schools)

# Data Protection


## Access to Education Entitlements

### Data Protection:

In completing this form, you understand that Lancashire County Council has a requirement to process your personal data.

### Purposes for processing

Lancashire County Council will only ever process your personal data where it has a clear lawful basis for doing so in full compliance with data protection legislation - UK GDPR and The Data Protection Act (2018).



We will ensure the security and confidentiality of your personal data at all times.

For our full privacy notice, please scan the QR Code or [access the document on line](#).

If you need a paper version of our privacy notice, please contact [ECSPupilAccess.Central@lancashire.gov.uk](mailto:ECSPupilAccess.Central@lancashire.gov.uk) to request a copy.

# **APPLY ONLINE**

When you apply online at [www.lancashire.gov.uk/schools](http://www.lancashire.gov.uk/schools) you will:

- Receive an email acknowledgement when you press the submit button
- Be able to change your application up to the closing date
- Be able to view your offer on the offer date

*Please remember to press the 'submit' button each time you view your online application, (even if no changes are made).*



For office use

--	--	--	--	--	--	--	--

Apply online OR complete and return this form to your Area Education Office (see website/booklet for address)

Please use black ink and write clearly in block capitals

# **Admission to Secondary Schools 2026-27** **Application Form**

**THIS APPLICATION FORM IS FOR COMPLETION BY PARENTS RESIDENT IN LANCASHIRE.**

Before completing this form all parents are strongly advised to read the secondary school admissions information on the Lancashire County Council webpages at [www.lancashire.gov.uk/schools](http://www.lancashire.gov.uk/schools)

If you need advice on how to complete an application please contact your Area Education Office

## Part 1 – information about the child

1	Name of child	Surname			Forename(s)			
2	Date of birth	Date	Month	Year	Bo y	<input type="checkbox"/>	Girl	<input type="checkbox"/>
							Twin / Triplet	<input type="checkbox"/>
								(please tick)
3	Primary School						Tel No.	

4	(a) Name of parent(s)/guardian(s)							
	(b) Address							
	Postcode				Tel no			
	Email							
5	Which council charges Council Tax for the address where your child lives?							

6	If the child is not living permanently with the above parent(s)/ guardian(s) please give:							
	(a) Name of person child usually lives with							
	(b) Address							
	Postcode				Tel No			
	Date when child started living with person at address in 6(b)							
	If there is a shared parenting arrangement both parents must confirm the details <b>at the outset</b> at question 13 (part 2) of this form (see the secondary admission booklet, Section 2, paragraph H)							

7	Details of siblings who will be attending secondary school on 1 September 2026 (Brothers & sisters, stepchildren, half brothers & sisters, adopted & foster children living with the same family at the same address.)							
	Name	Date of Birth	School			Female <input type="checkbox"/>	Male <input type="checkbox"/>	

Part 2 – Additional Information				
8	Does the child have a final statement for special needs (EHC Plan)		Yes <input type="checkbox"/>	No <input type="checkbox"/>
Is the child known to an Educational Psychologist?			Yes <input type="checkbox"/>	No <input type="checkbox"/>
9	Do you consider your child to have a disability? <i>If yes, please give description</i>	Yes <input type="checkbox"/>	No <input type="checkbox"/>	Description
10a	Is the child in care to any local authority?		Yes <input type="checkbox"/>	No <input type="checkbox"/>
10b	Was the child previously in care and now adopted?		Yes <input type="checkbox"/>	No <input type="checkbox"/>
10c	Is there a residence, guardianship or accommodation order?		Yes <input type="checkbox"/>	No <input type="checkbox"/>
Name of relevant Local Authority				
Name of Social Worker				
11	Is the child subject to a private fostering arrangement?		Yes <input type="checkbox"/>	No <input type="checkbox"/>
Contact agency			Tel No	
12	Does a parent / guardian work at any of your school preferences?		Yes <input type="checkbox"/>	No <input type="checkbox"/>
Name			School	
Name			School	
13	<p><b>Additional information to support your application may be provided here.</b></p> <p><i>This can be medical, social or welfare information relating to the pupil and / or the family. Evidence from an appropriate professional (e.g. doctor, health visitor, social worker) can be attached. Please continue on a separate sheet if necessary.</i></p> <p><b>Please do not include religious information in this section – see part 3 below *</b></p>			

Part 3 – Statement of Preferences					
<p>Please state clearly your 3 secondary preferences for the child. All secondary preferences will be considered equally. You are therefore <b>strongly advised</b> to use all 3 preferences and to name 3 different establishments. Where more than one offer would be possible, the school which has an available place and which you have ranked highest priority will become the single offer.</p> <p><b>Your list of preferences may include schools within or outside of Lancashire. Your preferences may include Community and Voluntary Controlled Schools, Voluntary Aided Schools, Free Schools, Foundation Schools and Academies.</b></p> <p><b>Independent / Private Schools must <u>not</u> be included.</b></p>					
<p><b>I/ We, being the parent(s) / guardian(s) of the child named in part 1, would prefer him/her to be considered for admission to the following secondary schools / academies <u>in priority order</u>:</b></p>					
First					
Second					
Third					
* Do you have any religious affiliation?		Yes <input type="checkbox"/>	No <input type="checkbox"/>	Is your child baptised Catholic?	Yes <input type="checkbox"/> No <input type="checkbox"/>
<p>If YES you should contact any Voluntary Aided or Foundation School which is included as a preference and obtain their supplementary information form (this is in addition to the formal application process).</p>					
<b>14 Signature (s)</b>					
<p><b>I / We have read the secondary school information for parents and certify that the information given on this form is correct.</b></p> <p><b>The Local Authority reserves the right to verify the information given on this form. Any offer of a place will be on the basis that the information provided is accurate.</b></p>					
Parent / Carer			Date		
Parent / Carer			Date		
<p>If you apply on a paper form it is your responsibility to ensure that this is submitted to the Local Authority by 31 October 2025.</p> <p style="text-align: center;">Please ask for a receipt.</p>					

*Lancashire County Council is classed as an admissions authority and has a statutory obligation under The School Standards and Framework Act 1998 to collect and process this information.*



# Timetable for Lancashire Secondary Admissions 2026/27

The arrangements for the transfer of pupils to secondary schools in September 2026 will, as far as possible, conform to the following timetable.

<b>Monday 1 September 2025</b>	<b>Apply from this date at <a href="http://www.lancashire.gov.uk/schools">www.lancashire.gov.uk/schools</a> (Please remember to press the 'submit' button every time you leave the online system)</b>
<b>Friday 31 October 2025</b>	<b>National closing date for secondary applications (statutory).</b>
During this period all applications are processed, and all preferences are considered against the published admissions policy. Where there are more applications than places available, decisions are made as to which children should be offered the available places. We will liaise and exchange information with all other admission authorities including neighbouring local authorities. The allocation and offer of a secondary school place is finalised.	
<b>Monday 2 March 2026</b>	Offers issued to parents*
<b>Friday 13 March 2026</b>	Deadline for requesting a place on the waiting list(s)
<b>Week commencing 23 March 2026</b>	Commence ranking of the waiting list
<b>Monday 13 April 2026</b>	Appeal deadline for Lancashire schools. Deadline for lodging appeals for Lancashire school's /1 <sup>st</sup> round of hearings.
<b>Tuesday 16 June 2026</b>	Appeals for Lancashire schools submitted by the deadline heard by an independent appeal panel

\* If you are not happy with an initial offer the appeals period starts from your receipt of the offer. Appeal information will be issued later as this allows some time for waiting lists to operate.

\*\*Appeals which we receive after the deadline will be slotted into the schedule where possible. We cannot guarantee this however, and late appeals may have to be heard after the agreed date at a second round of hearings. The schedule is subject to change depending upon the availability of appeal panel members, clerks, venue, etc.

The closing date for applications is Friday 31 October 2025.

If you are resident in Lancashire, you can apply online for your preferred primary or secondary schools (even if any of these are outside of the County).

## Does your child qualify for Free School Meals?

---

Are you claiming the free school meals to which you may be entitled?

School meals are nutritious, and you could save at least £380 per year.

Your child's school will also receive over £1000 from the Government for every pupil in the school who is eligible for free school meals. This funding is called 'pupil premium' and can be used by the school to improve pupils' attainment.

Please register your eligibility - even if you don't want to take up the free meals - so that the school can access this extra funding.

**To be eligible you must be receiving one of the benefits listed below:**


- Universal Credit with a household income of less than £7,400 a year (after tax and not including any benefits you get)
- Income-Based Jobseekers' Allowance
- Income-Related Employment and Support Allowance
- Child Tax Credit, not entitled to Working Tax Credit and household income less than £16,190
- Support under part VI of the Immigration and Asylum Act 1999
- Guarantee element of State Pension Credit
- Income Support
- Working Tax Credit 'run on' – the payment you receive for a further four weeks after you finish work

**Please note, you still need to register your child with us even if you have an older child already attending school and receiving free school meals.**

---

### **Church attendance which has been affected by affected by unexpected events.**

In the event that during the period specified for attendance at worship the churches have been closed for public worship and have not provided alternative premises for that worship requirements of these admissions arrangements in relation to attendance will only apply to the period when the churches have been available for public worship



**ARCHDIOCESE OF LIVERPOOL  
SUPPLEMENTARY FAITH REQUEST FORM**

.....CATHOLIC SECONDARY SCHOOL

**A copy of this form should be completed by the parent/guardian for EACH Catholic school applied to and RETURNED TO THE INDIVIDUAL SCHOOL by 31 October 2025.**

**Name of school applied for:** \_\_\_\_\_

**Name of child:** \_\_\_\_\_

**Address of child:** \_\_\_\_\_  
\_\_\_\_\_

1. Is the child a baptised Catholic? Yes ☐ No ☐

2. If yes, please state parish of baptism and date

\_\_\_\_\_

3. In which parish do you now live? (**see Note 1**)

\_\_\_\_\_

4. If your child is not a baptised Catholic, please state to which denomination or faith, if any, your child belongs (**see Note 2**)

\_\_\_\_\_

**Notes**

**1. Evidence of Baptism – Catholic**

If you are applying for a Catholic secondary school and your child was baptised in one of the parishes served by the school then the parish baptismal records will be checked by the school to confirm baptism. If your child was baptised in another parish a baptismal certificate or the completion of the statement below will normally be required to confirm your child is a baptised Catholic.

**2. Evidence of Faith Group membership**

a) If you are applying for a Catholic school and want to be considered under the relevant criterion as an other than Catholic Christian please state your Christian denomination. Proof of Baptism in the form of a Baptismal Certificate **or** confirmation in writing by completing the statement below to show that your child is a member of a faith community by an appropriate Minister of Religion is required.

b) If you belong to a faith other than the Christian faith, please state to which faith you belong. An appropriate faith leader would need to confirm in writing by completing the statement below that your child is a member of their faith group.

**Minister of Religion/Faith Leader**

Minister/Leader (Print name): \_\_\_\_\_

Address: \_\_\_\_\_

Position held: \_\_\_\_\_

Signed and dated: \_\_\_\_\_



# THIS SCHOOL IS IN THE BOLTON COUNCIL AREA

## Bolton UTC

### **Bolton UTC**

The Stoller Building  
University of Bolton  
Deane Road  
Bolton  
BL3 5AG  
[www.utcbolton.org](http://www.utcbolton.org) /the ucs.org.uk

### **This is a university technology college**

UTCs are academies for 14 to 19 year olds. Each UTC is sponsored by an employer and a university and specialises in one or two technical curriculum areas (for example engineering or bio-medical science). They focus on providing technical education that meets the needs of industry by offering technical courses and work-related learning, combined with core academic studies, which leads young people into employment, an apprenticeship or further/higher education.

If you would like further information or to discuss possible admission to Year 9 or above, please contact Bolton UTC direct on 01204 928700 or visit their website [www.utcbolton.org](http://www.utcbolton.org)

---

# THIS SCHOOL IS IN THE MERSEYSIDE COUNCIL AREA

## St Helen's College

### **St Helen's College 14-16 Academy**

Technology Campus  
Pocket Nook Street, St Helens  
WA9 1TT  
0800 99 66 99  
[www.sthelensac.uk/1416academy](http://www.sthelensac.uk/1416academy)

The 14-16 Academy is part of St Helens College and students join from the beginning of Year 10.

Every student at St Helens College 14-16 Academy will study up to nine GCSEs including English language, English literature, mathematics, core science and additional science and computing/ICT and two technical and professional qualifications (equivalent to GCSEs).

There may be an opportunity to choose either media or business as an additional GCSE depending on your current progress.

In addition, you will study RE, PSHE and PE alongside enrichment activities.

Once you have completed year 11, you will have the option to go to St Helens College, where you can choose from a range of pathways, including:

- A levels
- A technical and professional course
- A traineeship
- An apprenticeship

## **When will I hear the outcome of my application?**

If you applied online, you can log back into your application on 2 March 2026 to find out the school we have offered your child.

You should also receive an automated email alert on 2 March confirming your school offer.

If you do not receive an email alert, this could be due to a change in email address. Alternatively, your email server has delayed the delivery of the email or sent it to your spam or junk mail folder.

You can log into the online application system without having received an alert.

If you applied on time using a paper form, we will post you an offer letter by second class post on 2 March 2026.

Unfortunately, offer information cannot be given out by phone.

## Notes



# Catching the school bus

Please behave sensibly and responsibly when travelling to and from school for your own safety. If you misbehave you may have your travel pass taken away or be excluded from using school bus services.

1

Be at the stop 5 minutes before. Queue sensibly and keep well away from the kerb. Give a clear signal so the bus driver knows to stop. Make sure you are boarding the bus at the correct stop stated on your pass.

2

Pay your fare and try to have the correct change. Keep your ticket to show the inspector and/or for your return journey.

3

If you use a bus pass/season ticket, it must always be presented to the bus driver - allow time for it to be examined. Bus passes/season tickets are not transferable and should only be used on the service for which they are assigned.

4

If you cannot show a VALID pass/season ticket you must pay your fare. The information marked on the pass/season ticket must be clearly legible to the driver. Lost or damaged passes/season tickets can be replaced for a fee by contacting the county council on 0300 123 6738.

5

Misuse and fraudulent use of travel passes is treated very seriously and could lead to prosecution.

6

Take your seat, please wear a seat belt if one is provided. Don't take up more than one seat. Place bags in the luggage compartment/under your seat/on your knees. Don't place bags on seats or in the aisle.

7

If all seats are taken, you should stand sensibly behind the driver area and use grab rails where available. You should not stand adjacent to emergency exits, on staircases or upstairs on a double deck vehicle. Do not walk around during the journey.

8

Antisocial behaviour/damage to the bus or anyone's property/bullying on the bus, is taken very seriously and can be reported to the police. Please report incidents to the driver, a teacher or a parent. Do not throw anything whilst on the bus, at the bus or from the bus.

9

All bus and taxi services have No Smoking Policies including all e-cigarettes and vaping devices. Please be aware that vaping or smoking may result in sanctions and removal of your pass/season ticket.

10

Respect others at all times and never distract your driver.

11

Make sure you know which stop you are getting off at and to alert the driver by pressing the bell only once or asking them to stop at the next bus stop. Never override past the stops marked on your pass/season ticket. Overriding could lead to prosecution.

12

When leaving the bus please take the time to thank your bus driver.

13

Remember to take all of your belongings including any rubbish when you leave the bus.

14

Let the bus depart before crossing the road. Find a safe place to cross and remember: Stop, Look and Listen.

15

Do not text/use your mobile phone when crossing roads. Remove ear accessories to allow you to hear any oncoming traffic. Concentrate - often accidents happen due to a lack of concentration.

[lancashire.gov.uk](http://lancashire.gov.uk)



**Lancashire**  
County Council



Copyright 2024