


# St Cecilia's

---

## R. C. High School

---



# Examinations 2023

## Guidance for Students and Guardians

Centre Name: St Cecilia's R.C. High School

Centre number: 46605



## Introduction

At St Cecilia's it is our aim to ensure that candidates are as secure and comfortable as possible in the stressful conditions of examinations.

Preparation is the best way to reduce stress. This booklet should help in the preparation for the examinations. Please read it carefully and share it with your parents/guardians so that they are also aware of the regulations and procedures which follow in the event of any problems occurring.

The examinations are National Examinations, overseen by the Joint Council for Qualifications. The students and the school must follow the regulations set down by them. If candidates do not follow the guidelines their examination paper could be cancelled by the Examination Board.

In particular you must read and carefully follow the instructions in the Information for Candidates' sheets at the back of this booklet.

If you or your parent's need any help or advice, please do not hesitate to contact school. If the question is about a particular subject the Head of Department will be able to help. If the query is about the organisation of exams, the timetable or a more general question please contact the Exams Officer.

Examinations Officer – Mrs K Gavan      Email [exams@st-cecilias.lancs.sch.uk](mailto:exams@st-cecilias.lancs.sch.uk)  
Phone 01772 783074

## Useful terminology for examinations

**Statement of entry** – A list of the subjects and levels candidates have been entered for. (You will find this enclosed with this booklet)

**Examination Boards** - St Cecilia's is using AQA, Edexcel, OCR and WJEC/Eduqas in summer 2023. All these exam boards have websites which you can access for further information and past papers.

**Candidate Names** - All candidates are entered with their full first name and their legal surname. The name on their statement of entry sheet is as it will appear on certificates.

**Candidate Number** - This is a four-digit number which you will find on your statement of entry. You will have to put it on every exam paper.

**UCI** - This is also found on the statement of entry – this is a national number for administration purposes. You do not need to remember it.

**ULN** - Unique Learner Number – the number which goes through life with you logging all your examination results.

## Before the examinations

Please ensure that the school office has your up to date telephone contact number.

Ensure that you let school know if you cannot attend an examination.

Make sure you have a clear pencil case containing your equipment and a calculator without a lid.

## On the day of the examination

Students **must be in school by 8.50am** for morning examinations and **12.30pm** for afternoon examinations. Public examinations must be started at the times published by Joint Council for Qualifications. Our timings include scheduling of administration and organising in order to start at the JCQ published time which is essential. Exams times and dates cannot be changed. Students may not leave the exam hall until the official end of the exam.

### **Absence from Exams**

A student who absents themselves from any examination without a doctor's note should be aware that the school will seek to recover the exam fees per GCSE subject. It is in everyone's interest to ensure that the centre's examination budget is not wasted. If a student cannot attend an examination or is unable to write due to an accident, please let us know as early as possible.

## **Invigilators**

These are external people who the school employs to conduct the Exams. Students are expected to treat them with respect and follow their instructions.

A student who does not follow instructions and adhere to the exam regulations will be reported to the Exam Board who may cancel the exam paper and award no grade in that subject.

The JCQ insists that all Examination Centres follow strict guidelines for the student's conduct in examinations. Any students who do not adhere to these regulations will have their papers cancelled. Copies of the regulations are included in this booklet and are available on our website.

### **Unauthorised items must not be brought into the examination room.**

The Examination Boards take a very strict view on mobile phones, watches, MP3/4 players and any other potential technological/web enabled sources of information.

**Any candidate found with a mobile or any other device, even if switched off can find their paper cancelled.**

Wrist watches are banned from the examination room.

If candidates take any resources into the exam room which are not shown on the question paper, or on the awarding body's stationery list (including those where calculators are not allowed) it will be considered as malpractice in the same way as having any other unauthorised items.

**Students must not bring notes into the examination for any reason.**

## **Equipment required for the Exams**

Students are responsible for ensuring that they have the **correct equipment** for their exam. This should include:

- two black pens,
- two pencils,
- ruler and eraser,
- maths equipment (compass, protractor etc.)
- coloured pencils/pens,
- calculator with no lid, when required.

**Equipment should be in a clear plastic pencil case or clear plastic bag – no patterns.**

## Calculators

You may use a calculator unless you are told otherwise.

If you use a calculator you must make sure it works properly, check that the batteries are working properly, clear anything stored in, remove any parts such as cases, lids or covers which have printed instructions or formulae and do not bring into the exam room any operating instructions or prepared programs.

<b>Calculators must be:</b> <ul style="list-style-type: none"><li>• of a size suitable for use on the desk;</li><li>• either battery or solar powered;</li><li>• free of lids, cases and covers which have printed instructions or formulae.</li></ul>	<b>Calculators must not:</b> <ul style="list-style-type: none"><li>• be designed or adapted to offer any of these facilities:<ul style="list-style-type: none"><li>○ language translators;</li><li>○ symbolic algebra manipulation;</li><li>○ symbolic differentiation or integration;</li><li>○ communication with other machines or the internet;</li></ul></li><li>• be borrowed from another candidate during an examination for any reason;</li><li>• have retrievable information stored in them. This includes:<ul style="list-style-type: none"><li>○ databanks;</li><li>○ dictionaries;</li><li>○ mathematical formulae;</li><li>○ text.</li></ul></li></ul>
<b>The candidate is responsible for the following:</b> <ul style="list-style-type: none"><li>• the calculator's power supply;</li><li>• the calculator's working condition;</li><li>• clearing anything stored in the calculator.</li></ul>	

## Exam tips

- Candidates must not open the question paper until the examination begins.
- Always check that you have the correct exam paper before you start.
- Read all the instructions on the front of the paper.
- Hand in all work at the end of the exam. If it is rough work cross it out. If you have used extra sheets, ask for a tag to fasten them together.
- Don't take any materials out of the exam hall.
- Remain in silence until you are outside the exam hall. You will be dismissed row by row.

**Remember some candidates may still be working.**

## **After the examinations**

**Results day – Thursday 24<sup>th</sup> August** – you must collect your results in person. If you want us to give your results to a parent, please give them a signed letter giving your permission. They will need some identification.

**Collection of Certificates** – in November, we will inform you when the certificates are ready for collection from school. Please remember that schools are only obliged to keep your certificates for 1 year after they are issued. If you need them at a later date and have not collected them or have lost them, you will have to contact all the Exam Boards and pay about £40 per certificate.

## **General Information**

### **Complaints**

If you wish to make a complaint, please see St Cecilia's Complaints Policy, which is available on the school website. Written complaints and appeals procedure will cover general complaints regarding St Cecilia's delivery or administration of a qualification.

### **Contingency planning**

The awarding bodies have designated Wednesday 28<sup>th</sup> June 2023 as a 'contingency day' for examinations. For the June 2023 exams, the awarding bodies have introduced two additional half-day contingency sessions. These are on Thursday 8<sup>th</sup> June 2023 and Thursday 15<sup>th</sup> June 2023.

The designation of a 'contingency day' within the common examination timetable is in the event of national or significant local disruption to examinations in the United Kingdom. It is part of the awarding bodies' standard contingency planning for examinations.

Therefore, candidates must remain available until Wednesday 28<sup>th</sup> June 2023 should an awarding body need to invoke its contingency plan.

### **Malpractice**

To maintain the integrity of qualifications, strict regulations are in place. Malpractice means any act or practice which is in breach of the regulations. Any alleged, suspected or actual incidents of malpractice will be investigated and reported to the relevant awarding bodies. Where candidates commit malpractice, the awarding body may decide to penalise them and standard sanctions could be:

- warning
- loss of marks gained for section
- loss of all marks gained for a component
- loss of all marks gained for a unit
- disqualification from the unit

- disqualification from all units in one or more qualifications taken in the series
- disqualification from the whole qualification
- disqualification from all qualifications taken in that series
- barred from entering for examinations for a set period of time

Some examples of malpractice:

- Introduction of unauthorised material into the examination room
- Breaches of examination conditions
- Exchanging, obtaining, receiving, or passing on information which could be examination related (or the attempt to)
- Offences relating to the content of candidates' work
- Undermining the integrity of examinations/assessments
- Copying or allowing work to be copied – e.g. posting written work on social networking sites prior to an examination/assessment
- collusion: allowing others to help produce your work or helping others with theirs
- asking others about what questions your exam will include (even if no one tells you)
- having or sharing details about exam questions before the exam - whether you think these are real or fake
- not telling exam boards or your school/college about exam information being shared.

## **Personal Data**

The awarding bodies collect information about exam candidates. To understand what information is collected and how it is used, you must read the JCQ Information for candidates – Privacy Notice. Copy in this booklet and on our website.

St Cecilia's will provide relevant personal data including name, date of birth, gender to the awarding bodies for the purpose of examining and awarding qualifications.

## **Copyright**

The copyright of any form of work created by a candidate that is submitted to an awarding body for assessment (referred to as Assessment Materials) belongs to the candidate. By submitting this work, a candidate is granting the awarding body a non-exclusive, royalty-free licence to use their assessment materials (referred to as Assessment Licence). If a candidate wishes to terminate the awarding body's rights for anything other than assessing their work, the awarding body must be notified by the centre and it is at the discretion of the awarding body whether or not to terminate such rights.

## Post-results Services

Review of Results (RoR) may be requested by a candidate. The request must be processed by the school. Fees are charged for this service. In some cases the school may be prepared to meet these fees.

Centres must obtain written candidate consent for clerical re-checks and post-results reviews of marking, as with these services **candidates' marks and subject grades may be lowered.**

For the summer 2023 examination series, the request must be received by the Exam Officer at school by **Wednesday 6<sup>th</sup> September 2023.**

**There are two levels of RoR available at GCSE level.**

### Service 1 : Clerical re-check

This service will include the following checks:

- that all parts of the script have been marked;
- the totalling of marks;
- the recording of marks;
- if requested, at extra cost a copy of the re-checked script(s) for those units/components included in the Access to Scripts service.

The outcome of the re-check will be reported along with a statement of the total marks awarded for each unit, or component, included in the enquiry.

### Service 2 : Post-results review of marking

This service will include:

- the clerical re-checks detailed in Service 1;
- a review of marking
- if requested, at extra cost a copy of the reviewed script(s) for those units/components included as part of the Access to Scripts service.

The Exams Officer will inform you of the outcome of the review of results by letter.

**If on Results Day, if you wish to make an enquiry about your results, please see your subject teacher or a senior member of staff. You will have to complete a form and this must be returned to the Exams officer, in school, by the deadline. A senior member of staff will be available in school from 9am to midday on Results Day.**



## Questions Students and Guardians ask

Q – What do I do if a subject is missing or a level is wrong on my Statement of Entry?

A - See your class teacher as soon as possible.

Q – What do I do if I am timetabled for two exams at the same time?

A – The Exams Officer will arrange for you to sit one exam, then have a supervised break before the next exam.

Q – What do I do if I am running late for an exam?

A – Telephone school and let the office know your approximate time of arrival. Come straight to the exam hall and you will sit the paper. If you are very late it is up to the Exam Board whether they award a grade.

Q – What do I do if I am ill the morning of an exam?

A – Telephone school and let the office know. The Exams Officer will inform you what evidence is needed.

Q – What do I do if I have forgotten the centre number or candidate number?

A – Look on the slip on your desk in the Exam Hall.

Q – What do I do if I have an accident and can't write?

A – Telephone school and let the Exams Officer know as soon as possible so that arrangements can be made for a scribe/laptop.

Q - What do I do if I think I have the wrong paper?

A – Put up your hand for an invigilator.

Q – What is Special Consideration?

A – This is an application by the Exams Officer for a very small adjustment to the final grade of a candidate who has been affected by adverse circumstances beyond their control. (This could be serious illness, accident, bereavement or domestic crisis).

Q - What do I do if I feel ill during the exam?

A – Put up your hand and an invigilator will come to you.

Q - Can I go to the toilet during the exam?

A - Not unless you are ill.

Q - I am entitled to a bilingual dictionary can I bring my own?

A – No, at the beginning of the exam ask an invigilator for one.

I hope you find this booklet useful.

**Please keep it in a safe place so that you can refer to it throughout the GCSE course and examinations.**

### **Appeals against internal assessment decisions (centre assessed marks)**

Certain GCSE qualifications and other qualifications contain components of non-examination assessment (or units of coursework) which are internally assessed (marked) by St Cecilia's RC High School and internally standardised. The marks awarded (the internal assessment decisions) which contribute to the final grade of the qualification are then submitted by the deadline set by the awarding body for external moderation.

This procedure confirms St Cecilia's RC High School's compliance with JCQ's **General Regulations for Approved Centres** (section 5.7) that the centre will:

- have in place and be available for inspection purposes, a written internal appeals procedure relating to internal assessment decisions and to ensure that details of this procedure are communicated, made widely available and accessible to all candidates
- before submitting marks to the awarding body inform candidates of their centre assessed marks and allow a candidate to request a review of the centre's marking

St Cecilia's is committed to ensuring that whenever its staff mark candidates' work this is done fairly, consistently and in accordance with the awarding body's specification and subject-specific associated documents.

Candidates' work will be marked by staff who have appropriate knowledge, understanding and skill, and who have been trained in this activity. St Cecilia's is committed to ensuring that work produced by candidates is authenticated in line with the requirements of the awarding body. Where more than one teacher is involved in marking candidates' work, internal moderation and standardisation will ensure consistency of marking.

On being informed of their centre assessed marks, if a candidate believes that the above procedures were not followed in relation to the marking of their work, or that the assessor has not properly applied the marking standards to their marking, then they may make use of the appeals procedure below to consider whether to request a review of the centre's marking.

St Cecilia's will:

1. ensure that candidates are informed of their centre assessed marks so that they may request a review of the centre's marking before marks are submitted to the awarding body
2. inform candidates that they will need to explain on what grounds they wish to request a review of an internally assessed mark as a review will only focus on the quality of their work in meeting the published assessment criteria
3. inform candidates that they may request copies of materials to assist them in considering whether to request a review of the centre's marking of the assessment
4. having received a request for copies of materials, promptly make them available to the candidate

5. inform candidates they will not be allowed access to original assessment material unless supervised
6. provide candidates with sufficient time in order to allow them to review copies of materials and reach a decision, informing candidates that if their decision is to request a review, they will need to explain what they believe the issue to be
7. allow sufficient time for the review to be carried out, to make any necessary changes to marks and to inform the candidate of the outcome, all before the awarding body's deadline for the submission of marks
8. ensure that the review of marking is conducted by an assessor who has appropriate competence, has had no previous involvement in the assessment of that candidate and has no personal interest in the review
9. instruct the reviewer to ensure that the candidate's mark is consistent with the standard set by the centre
10. inform the candidate in writing of the outcome of the review of the centre's marking

The outcome of the review of the centre's marking will be made known to the head of centre who will have the final decision if there is any disagreement on the mark to be submitted to the awarding body. A written record of the review will be kept and made available to the awarding body upon request.

The awarding body will be informed if the centre does not accept the outcome of a review.

The moderation process carried out by the awarding bodies may result in a mark change, either upwards or downwards, even after an internal review. The internal review process is in place to ensure consistency of marking within the centre, whereas moderation by the awarding body ensures that centre marking is in line with national standards. The mark submitted to the awarding body is subject to change and should therefore be considered provisional.

### **Appeals relating to centre decisions not to support a clerical re-check, a review of marking, a review of moderation or an appeal**

This procedure confirms St Cecilia's RC High School's compliance with JCQ's **General Regulations for Approved Centres** (section 5.13) that the centre will:

- have available for inspection purposes and draw to the attention of candidates and their parents/carers, a written internal appeals procedure to manage disputes when a candidate disagrees with a centre decision not to support a clerical re-check, a review of marking, a review of moderation or an appeal

Following the issue of results, awarding bodies make post-results services available. Full details of these services, internal deadlines for requesting a service and fees charged are provided by the exams officer.

Candidates are also made aware of the arrangements for post-results services and the availability of senior members of centre staff immediately after the publication of results, **before** they sit any exams in the Exam booklet issued with the candidates' Statement of Entry.

If the centre or a candidate (or his/her parent/carer) has a concern and believes a result may not be accurate, post-results services may be considered.

The JCQ post-results services currently available are detailed below.

#### **Reviews of Results (RoRs):**

- Service 1 (Clerical re-check)  
This is the only service that can be requested for objective tests (multiple choice tests)
- Service 2 (Review of marking)
- Service 3 (Review of moderation)  
This service is not available to an individual candidate

#### **Access to Scripts (ATS):**

- Copies of scripts to support reviews of marking
- Copies of scripts to support teaching and learning

Where a concern is expressed that a particular result may not be accurate, the centre will look at the marks awarded for each component part of the qualification alongside any mark schemes, relevant result reports, grade boundary information etc. when made available by the awarding body to determine if the centre supports any concerns.

Written candidate consent is required in all cases before a request for a RoR service 1 or 2 is submitted to the awarding body. Consent is required to confirm the candidate understands that the final subject grade and/or mark awarded following a clerical re-check or a review of marking, and any subsequent appeal, may be lower than, higher than, or the same as the result which was originally awarded. Candidate consent must only be collected after the publication of results.

Where a candidate disagrees with a centre decision not to support a clerical re-check, a review of marking or a review of moderation, the centre will advise the candidate they may request the review by providing informed written consent (and the required fee) for this service to the centre by the deadline set by the centre

If the candidate (or their parent/carer) believes there are grounds to appeal against the centre's decision not to support a review of results, an internal appeal can be submitted to the centre.

Following the RoR outcome, an external appeals process is available if the head of centre remains dissatisfied with the outcome and believes there are grounds for appeal. The JCQ publications **Post-Results Services** and **JCQ Appeals Booklet** (A guide to the awarding bodies' appeals processes) will be consulted to determine the acceptable grounds for a preliminary appeal.

### **Appeals regarding centre decisions relating to access arrangements and special consideration**

This procedure confirms St Cecilia's RC High School's compliance with JCQ's **General Regulations for Approved Centres** (section 5.3x) that the centre will:

- have in place and available for inspection a written internal appeals procedure which must cover at least appeals regarding... centre decisions relating to access arrangements and special consideration

St Cecilia's will:

- comply with the principles and regulations governing access arrangements and special consideration as set out in the JCQ publications **Access Arrangements and Reasonable Adjustments** and **A guide to the special consideration process**
- ensure that all staff who manage and implement access arrangements and special consideration are aware of the requirements and are appropriately supported and resourced

### **Access arrangements and reasonable adjustments**

In accordance with the regulations, St Cecilia's:

- recognises its duty to explore and provide access to suitable courses, through the access arrangements process submit applications for reasonable adjustments and make reasonable adjustments to the service the centre provides to disabled candidates.
- complies with its responsibilities in identifying, determining and implementing appropriate access arrangements and reasonable adjustments

Failure to comply with the regulations have the potential to constitute malpractice which may impact on a candidate's results.

Examples of failure to comply include:

- putting in place access arrangements/adjustments that are not approved
- failing to consider putting in place access arrangements (which may be a failure to comply with the duty to make reasonable adjustments)
- permitting access arrangements/adjustments within the centre which are not supported by appropriate evidence
- charging a fee for providing reasonable adjustments to disabled candidates AARA (Importance of these regulations)

### **Special consideration**

Where St Cecilia's can provide signed evidence to support an application, it will apply for special consideration at the time of the assessment for a candidate who has temporarily experienced illness, injury or some other event outside of their control when the issue or event has had, or is reasonably likely to have had, a material effect on the candidate's ability to take an assessment or demonstrate his or her normal level of attainment in an assessment.

### **Centre decisions relating to access arrangements, reasonable adjustments and special consideration**

This may include St Cecilia's decision not to make/apply for a specific reasonable adjustment or to apply for special consideration, in circumstances where a candidate does not meet the criteria for, or there is no evidence/insufficient evidence to support the implementation of an access arrangement/reasonable adjustment or the application of special consideration.

Where St Cecilia's makes a decision in relation to the access arrangements, reasonable adjustments or special consideration that apply for a candidate or candidates:

- If a candidate who is the subject of the relevant decision (or the candidate's parent/carer) disagrees with the decision made and reasonably believes that the centre has not complied with its responsibilities or followed due procedures, a written request setting out the grounds for appeal should be submitted

To determine the outcome of the appeal, the head of centre will consult the respective JCQ publication to confirm the centre has complied with the principles and regulations governing access arrangements and/or special consideration and followed due procedures.

The appellant will be informed of the outcome of the appeal and if the appeal is upheld St Cecilia's will proceed to implement the necessary arrangements/submit the necessary application.



Joint Council for  
Qualifications<sup>CIC</sup>

## Information for candidates

Coursework assessments

Effective from 1 September 2022

Produced on behalf of:



©JCQ<sup>CIC</sup> 2022

This document tells you about some things that you **must** and **must not** do when you are completing coursework.

When you submit any coursework for marking, you will be asked to sign an authentication statement confirming that you have read and followed these regulations.

If there is anything that you do not understand, you **must** ask your teacher.

In some subjects you will have an opportunity to do some independent research into a topic. The research you do may involve looking for information in published sources such as textbooks, encyclopedias, journals, TV, radio and on the internet.

Using information from published sources (including the internet) as the basis for your coursework is a good way to demonstrate your knowledge and understanding of a subject. You **must** take care how you use this material though – you **cannot** copy it and claim it as your own work

The regulations state that:

'the work which you submit for assessment **must** be your own';

'you **must not** copy from someone else or allow another candidate to copy from you'.

If you use the same wording as a published source, you **must** place quotation marks around the passage and state where it came from. This is called 'referencing'. You **must** make sure that you give detailed references for everything in your work which is not in your own words. A reference from a printed book or journal should show the name of the author, the year of publication and the page number, for example: (Morrison, 2000, p29).

For material taken from the internet, your reference should show the date when the material was downloaded and **must** show the precise web page, not the search engine used to locate it. This can be copied from the address line. For example: [http://news.bbc.co.uk/onthisday/hi/dates/stories/october/28/newsid\\_2621000/2621915.stm](http://news.bbc.co.uk/onthisday/hi/dates/stories/october/28/newsid_2621000/2621915.stm), downloaded 5 February 2023.

You may be required to produce a bibliography at the end of your work. This **must** list the full details of publications you have used in your research, even where these are not directly referred to, for example: Curran, J. *Mass Media and Society* (Hodder Arnold, 2005).

**If you copy the words or ideas of others and do not show your sources in references and a bibliography, this will be considered as cheating.**



## Preparing your coursework – good practice

If you receive help and guidance from someone other than your teacher, you **must** tell your teacher who will then record the nature of the assistance given to you.

Your parent/carer may provide you with access to resource materials and discuss your coursework with you. However, they **must not** give you direct advice on what should or should not be included.

If you worked as part of a group on an assignment, you **must** each write up your own account of the assignment. Even if the data you have is the same, the description of how that data was obtained and the conclusions you draw from it should be in your own words.

You **must** meet the deadlines that your teacher gives you. Remember - your teachers are there to guide you. Although they cannot give you direct assistance, they can help you to sort out any problems before it is too late.

Take care of your work and keep it safe. **Don't** leave it lying around where your classmates can find it or share it with anyone, including posting it on social media. You **must always** keep your coursework secure and confidential whilst you are preparing it; **do not** share it with your classmates. If it is stored on the computer network, keep your password secure. Collect all copies from the printer and destroy those you do not need.

**Don't be tempted to use pre-prepared online solutions - this is cheating.** Electronic tools used by awarding bodies can detect this sort of copying.

You **must not** write inappropriate, offensive or obscene material.

## Plagiarism

Plagiarism involves taking someone else's words, thoughts or ideas and trying to pass them off as your own. **It is a form of cheating which is taken very seriously.**

**Don't** think you won't be caught; there are many ways to detect plagiarism.

- Markers can spot changes in the style of writing and use of language.
- Markers are highly experienced subject specialists who are very familiar with work on the topic concerned - they may have read the source you are using, or even marked the work you have copied from!
- Internet search engines and specialised computer software can be used to match phrases or pieces of text with original sources and to detect changes in the grammar and style of writing or punctuation.


## Penalties for breaking the regulations

If your work is submitted and it is discovered that you have broken the regulations, one of the following penalties will be applied:

- the piece of work will be awarded zero marks;
- you will be disqualified from that unit for that examination series;
- you will be disqualified from the whole subject for that examination series;
- you will be disqualified from all subjects and barred from entering again for a period of time.

The awarding body will decide which penalty is appropriate.

**REMEMBER - IT'S YOUR QUALIFICATION SO IT NEEDS TO BE YOUR OWN WORK**



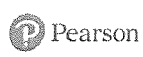
Joint Council for  
Qualifications <sup>CIC</sup>

## Information for candidates

Non-examination assessments

Effective from 1 September 2022

Produced on behalf of:



©JCQ<sup>CIC</sup> 2022

This document tells you about some things that you **must** and **must not** do when you are completing your work.

When you submit your work for marking, the awarding body will normally require you to sign an authentication statement confirming that you have read and followed the regulations.

If there is anything that you do not understand, you **must** ask your teacher.

## Preparing your work – good practice

If you receive help and guidance from someone other than your teacher, you **must** tell your teacher who will then record the nature of the assistance given to you.

If you worked as part of a group on an assignment, for example undertaking field research, you **must** each write up your own account of the assignment. Even if the data you have is the same, you **must** describe in your own words how that data was obtained and you **must independently draw your own conclusions from the data.**

You **must** meet the deadlines that your teacher gives you. Remember – your teachers are there to guide you. Although they cannot give you direct assistance, they can help you to sort out any problems before it is too late.

Take care of your work and keep it safe. **Do not** leave it lying around where your classmates can find it or share it with anyone, including posting it on social media. You must always keep your work secure and confidential whilst you are preparing it; **do not** share it with your classmates. If it is stored on the computer network, keep your password secure. Collect all copies from the printer and destroy those you do not need.

**Do not be tempted to use pre-prepared online solutions – this is cheating.** Electronic tools used by awarding bodies can detect this sort of copying.

You **must not** write inappropriate, offensive or obscene material.

## Research and using references

In some subjects you will have an opportunity to do some independent research into a topic.

The research you do may involve looking for information in published sources such as textbooks, encyclopedias, journals, TV, radio and on the internet.

Using information from published sources (including the internet) as the basis for your assignment is a good way to demonstrate your knowledge and understanding of a subject. You **must** take care how you use this material though – you **cannot** copy it and claim it as your own work.

The regulations state that:

'the work which you submit for assessment **must** be your own';

'you **must not** copy from someone else or allow another candidate to copy from you'.

When producing a piece of work, if you use the same wording as a published source, you **must** place quotation marks around the passage and state where it came from. This is called 'referencing'. You **must** make sure that you give detailed references for everything in your work which is not in your own words. A reference from a printed book or journal should show the name of the author, the year of publication and the page number, for example: Morrison, 2000, p29.

For material taken from the internet, your reference should show the date when the material was downloaded and **must** show the precise web page, not the search engine used to locate it. This can be copied from the address line. For example: [http://news.bbc.co.uk/onthisday/hi/dates/stories/october/28/newsid\\_2621000/2621915.stm](http://news.bbc.co.uk/onthisday/hi/dates/stories/october/28/newsid_2621000/2621915.stm), downloaded 5 February 2023.

You may be required to include a bibliography at the end of your piece of written work. Your teacher will tell you whether a bibliography is necessary. Where required, your bibliography **must** list the full details of publications you have used in your research, even where these are not directly referred to, for example: Curran, J. *Mass Media and Society* (Hodder Arnold, 2005).

**If you copy the words or ideas of others and do not show your sources in references and a bibliography, this will be considered as cheating.**

## Plagiarism

Plagiarism involves taking someone else's words, thoughts or ideas and trying to pass them off as your own. **It is a form of cheating which is taken very seriously.**

**Don't** think you won't be caught; there are many ways to detect plagiarism.

- Markers can spot changes in the style of writing and use of language.
- Markers are highly experienced subject specialists who are very familiar with work on the topic concerned — they may have read the source you are using, or even marked the work you have copied from!
- Internet search engines and specialised computer software can be used to match phrases or pieces of text with original sources and to detect changes in the grammar and style of writing or punctuation.

## Penalties for breaking the regulations


If it is discovered that you have broken the regulations, one of the following penalties will be applied:

- the piece of work will be awarded zero marks;
- you will be disqualified from that component for the examination series in question;
- you will be disqualified from the whole subject for that examination series;
- you will be disqualified from all subjects and barred from entering again for a period of time.

The awarding body will decide which penalty is appropriate.

**REMEMBER – IT'S YOUR QUALIFICATION SO IT NEEDS TO BE YOUR OWN WORK**





Joint Council for  
Qualifications<sup>CIC</sup>

## Information for candidates

On-screen tests

With effect from 1 September 2022

Produced on behalf of:



©JCQ<sup>CIC</sup> 2022

**This document has been written to help you.  
Read it carefully and follow the instructions.**

If there is anything you do not understand ask your teacher.

## **A. Regulations – Make sure you understand the rules**

- 1 Be on time for your on-screen test(s). If you are late, your work might not be accepted.
- 2 **Do not** become involved in any unfair or dishonest practice during the on-screen test.
- 3 If you try to cheat, or break the rules in any way, you could be disqualified from all your subjects.
- 4 Only take into the exam room the materials and equipment which are allowed.
- 5 You **must not** take into the exam room:
  - (a) notes;
  - (b) an iPod, a mobile phone, a MP3/4 player or similar device, or a watch.

Unless you are told otherwise, you **must not** have access to:

- (c) the internet, email, data stored on the hard drive, or portable storage media such as floppy disks, CDs and memory sticks;
- (d) pre-prepared templates.

**Remember: possession of unauthorised material is breaking the rules, even if you do not intend to use it, and you will be subject to penalty and possible disqualification.**

- 6 If you have a watch, the invigilator will ask you to hand it to them.
- 7 **Do not** talk to or try to communicate with or disturb other candidates once the on-screen test has started.
- 8 If you leave the exam room unaccompanied by an invigilator before the on-screen test has finished, you **will not** be allowed to return.
- 9 **Do not** borrow anything from another candidate during the on-screen test.

## **B. Information – Make sure you attend your on-screen test and bring what you need**

- 1** Know the date and time of your on-screen test(s). Arrive at least ten minutes before the start of your on-screen test.
- 2** If you arrive late for an on-screen test, report to the invigilator running the test.
- 3** If you arrive more than one hour after the published starting time for the on-screen test, you may not be allowed to take it.
- 4** Your centre will inform you of any equipment which you may need for the on-screen test.

## C. Calculators, dictionaries and computer spell-checkers

- 1 You may use a calculator unless you are told otherwise.
- 2 If you use a calculator:
  - (a) make sure it works properly; check that the batteries are working properly;
  - (b) clear anything stored in it;
  - (c) remove any parts such as cases, lids or covers which have printed instructions or formulae;
  - (d) **do not** bring into the examination room any operating instructions or prepared programs.
- 3 **Do not** use a dictionary or computer spell checker unless you are told otherwise.

## D. Instructions during the on-screen test


- 1 Always listen to the invigilator. Always follow their instructions.
- 2 Tell the invigilator at once if:
  - (a) you have been entered for the wrong on-screen test;
  - (b) the on-screen test is in another candidate's name;
  - (c) you experience system delays or any other IT irregularities.
- 3 You may be given a question paper or the instructions may be on screen. In either case, read carefully and follow the instructions. **Do not** open the question paper until you are instructed that the exam has begun.

## E. Advice and assistance

- 1 If on the day of the on-screen test you feel that your work may be affected by ill health or any other reason, tell the invigilator.
- 2 Put up your hand during the on-screen test if:
  - (a) you have a problem with your computer and are in doubt about what you should do;
  - (b) you do not feel well.
- 3 You **must not** ask for, and will not be given, any explanation of the questions.

## F. At the end of the on-screen test

- 1 Ensure that the software closes at the end of the on-screen test.
- 2 If you are required to print off work outside the time allowed for the on-screen test, ensure that you collect your own work. You **must not** share your work with other candidates. Make sure that another candidate does not collect your printout(s).
- 3 **Do not** leave the exam room until told to do so by the invigilator.
- 4 **Do not** take any stationery from the exam room. This includes rough work, printouts or any other materials provided for the on-screen test.



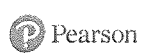
Joint Council for  
Qualifications <sup>CIC</sup>

## Information for candidates

Written examinations

With effect from 1 September 2022

Produced on behalf of:



©JCO<sup>CIC</sup> 2022



**This document has been written to help you.  
Read it carefully and follow the instructions.**

If there is anything you do not understand, especially which calculator you may use, ask your teacher.

## **A. Regulations – Make sure you understand the rules**

- 1** Be on time for all your exams. If you are late, your work might not be accepted.
- 2 Do not** become involved in any unfair or dishonest practice during the exam.
- 3** If you try to cheat, or break the rules in any way, you could be disqualified from all your subjects.
- 4** You **must not** take into the exam room:
  - (a) notes;
  - (b) an iPod, a mobile phone, a MP3/4 player or similar device, or a watch.

Any pencil cases taken into the exam room **must** be see-through.

**Remember: possession of unauthorised material is breaking the rules, even if you do not intend to use it, and you will be subject to penalty and possible disqualification.**

- 5** If you have a watch, the invigilator will ask you to hand it to them.
- 6 Do not** use correcting pens, fluid or tape, erasable pens, highlighters or gel pens in your answers.
- 7 Do not** talk to or try to communicate with, or disturb other candidates once the exam has started.
- 8** You **must not** write inappropriate, obscene or offensive material.
- 9** If you leave the exam room unaccompanied by an invigilator before the exam has finished, you **will not** be allowed to return.
- 10 Do not** borrow anything from another candidate during the exam.

## B. Information – Make sure you attend your exams and bring what you need

- 1 Know the dates and times of all your exams. Arrive at least ten minutes before the start of each exam.
- 2 If you arrive late for an exam, report to the invigilator running the exam.
- 3 If you arrive more than one hour after the published starting time for the exam, you may not be allowed to take it.
- 4 Only take into the exam room the pens, pencils, erasers and any other equipment which you need for the exam.
- 5 You **must** write clearly and in black ink. Coloured pencils or inks may only be used for diagrams, maps, charts, etc. unless the instructions printed on the front of the question paper state otherwise.

## C. Calculators, dictionaries and computer spell-checkers

- 1 You may use a calculator unless you are told otherwise.
- 2 If you use a calculator:
  - (a) make sure it works properly; check that the batteries are working properly;
  - (b) clear anything stored in it;
  - (c) remove any parts such as cases, lids or covers which have printed instructions or formulae;
  - (d) **do not** bring into the exam room any operating instructions or prepared programs.
- 3 **Do not** use a dictionary or computer spell checker unless you are told otherwise.

## D. Instructions during the exam

- 1 Always listen to the invigilator. Always follow their instructions.
- 2 Tell the invigilator at once if:
  - (a) you think you have not been given the right question paper or all of the materials listed on the front of the paper;
  - (b) the question paper is incomplete or badly printed.
- 3 Read carefully and follow the instructions printed on the question paper and/or on the answer booklet.
- 4 **Do not** start writing anything until the invigilator tells you to fill in all the details required on the front of the question paper and/or the answer booklet before you start the exam. **Do not** open the question paper until you are instructed that the exam has begun.
- 5 Remember to write your answers within the designated sections of the answer booklet.
- 6 Do your rough work on the proper exam stationery. Cross it through and hand it in with your answers.  
Make sure you add your candidate details to any additional answer sheets that you use, including those used for rough work.

## E. Advice and assistance

- 1 If on the day of the exam you feel that your work may be affected by ill health or any other reason, tell the invigilator.
- 2 Put up your hand during the exam if:
  - (a) you have a problem and are in doubt about what you should do;
  - (b) you do not feel well;
  - (c) you need more paper.
- 3 **You must** not ask for, and will not be given, any explanation of the questions.

## F. At the end of the exam

- 1 If you have used more than one answer booklet and/or any supplementary answer sheets, place them in the correct order.

Place any loose additional answer sheets inside your answer booklet. Make sure you add your candidate details to any additional answer sheets that you use.

- 2 **Do not** leave the exam room until told to do so by the invigilator.
- 3 **Do not** take any stationery from the exam room. This includes the question paper, answer booklets used or unused, rough work or any other materials provided for the exam.



## Information for Candidates

### Information About You and How We Use It

You have entered general or vocational qualifications such as GCSE, A-level, functional skills qualifications etc with one or more of the awarding bodies listed above. In order to be able to provide examinations and assessments, the awarding body needs to collect and use information about you. This notice provides you with a high level summary of the information the awarding body is required by law to give you about what happens to that information. For more detail see each awarding body's full Privacy Notice:

AQA	<a href="https://www.aqa.org.uk/about-us/privacy-notice">https://www.aqa.org.uk/about-us/privacy-notice</a>
CCEA	<a href="https://ccea.org.uk/legal/privacy-notice">https://ccea.org.uk/legal/privacy-notice</a>
City & Guilds	<a href="https://www.cityandguilds.com/help/help-for-learners/learner-policy">https://www.cityandguilds.com/help/help-for-learners/learner-policy</a>
NCFE	<a href="https://www.ncfe.org.uk/legal-information">https://www.ncfe.org.uk/legal-information</a>
OCR	<a href="https://www.ocr.org.uk/about/our-policies/website-policies/privacy-policy/">https://www.ocr.org.uk/about/our-policies/website-policies/privacy-policy/</a>
Pearson	<a href="https://qualifications.pearson.com/en/about-us/qualification-brands/gdpr.html">https://qualifications.pearson.com/en/about-us/qualification-brands/gdpr.html</a>
WJEC	<a href="https://www.wjec.co.uk/home/privacy-policy/">https://www.wjec.co.uk/home/privacy-policy/</a>

### Who we are and how to contact us

Each awarding body is a separate organisation. Your school or examination centre will be able to confirm to you which awarding body is delivering each qualification you are undertaking and you will receive a statement confirming what qualifications you have been entered for and which awarding body. You will find links to each awarding body's website and information on how to contact them here: <https://www.jcq.org.uk/contact-our-members/>

### Information about you and from where it is obtained

Each awarding body whose qualifications you enter will need to use a variety of information about you. This includes obvious identification details such as your name, address, date of birth and your school or examination centre. It also includes information about your gender, race and health, where appropriate. This information is provided by you or your parents/guardians and/or by your school or examination centre.

Each awarding body will create certain information about you such as a candidate number, examination results and certificates.

You will find further information about this in the awarding bodies' full Privacy Notice (see links above) or by contacting the awarding body (see above).

## **What happens to the information about you**

The awarding bodies use the information about you to deliver the examinations and assessments which you have entered. This includes making a variety of arrangements for you to sit the examinations or assessments, marking, providing you and your school or centre with results and certificates. The awarding bodies also use some of the information about you for equality monitoring and other statistical analysis.

The awarding bodies may share information about your results with official bodies such as the Department for Education and the examinations regulators (e.g. Ofqual in England) and also relevant local authorities and the Universities and Colleges Admissions Service (UCAS). An awarding body may also use information about you to investigate cheating and other examination malpractice and will share information about malpractice with other awarding bodies.

The awarding bodies take the security of the information about you that they hold seriously.

You will find further, technical information about what the awarding bodies do with information about you, why and the legal basis in the awarding bodies' full Privacy Notice, which can be accessed here (see links on page one) or by contacting the awarding body (see above).

## **Your rights**

The law gives you a number of rights in relation to the information about you that the awarding bodies hold. Those rights are:

- Access – you are entitled to ask each awarding body about the information it holds about you.
- Rectification – you are entitled to ask each awarding body to correct any errors in the information that it holds about you.
- Erasure – in certain circumstances you are entitled to ask each awarding body to erase the information about you that it holds.
- Object to or restrict processing – in certain circumstances you are entitled to ask each awarding body to stop using information about you in certain ways.
- Complain – you are entitled to complain to the Information Commissioner (the body regulating the use of personal information) about what each awarding body does with information about you.

You will find further information about your rights in relation to information about you in the awarding bodies' full Privacy Notice, which can be accessed here (see links on page one) or by contacting the awarding body (see above).

## **How long the information about you is held**

Each awarding body retains information about you only for as long as it is needed. Some of the information is needed only during the period in which you are undertaking the examination or assessment and is securely destroyed a short while afterwards. Other information about you, such as your name, gender, address, qualification and subjects entered and the results, are held indefinitely and for at least 40 years.

Each awarding body has its own retention policy that sets out what information it retains, how it is retained and for how long. You can find out more about retention policies by contacting each awarding body (see above).



### **How to find out more about the information about you that the awarding bodies use**

To find out more about the information about you that the awarding bodies collect and use, including what happens to that information and why, you can review the awarding bodies' full Privacy Notice, which can be accessed here (see links on page one) or contact the awarding body. You will find links to each awarding body's website and information on how to contact them here: <https://www.jcq.org.uk/contact-our-members/>.

### **Please note**

It is important to note that this notice concerns only how the awarding bodies use information about you (called your "personal data"). Complaints about how an awarding body handles your personal data can be made to the Information Commissioner ([www.ico.org.uk](http://www.ico.org.uk)). Information about the examinations and assessments themselves, including the rules about assessments, can be found on the JCQ Exams Office pages ([www.jcq.org.uk/exams-office](http://www.jcq.org.uk/exams-office)). The awarding bodies are regulated by Ofqual (<https://www.gov.uk/government/organisations/ofqual>) in England; Qualifications Wales ([www.qualificationswales.org](http://www.qualificationswales.org)) in Wales, and the Council for the Curriculum, Examinations and Assessment (<http://ccea.org.uk/regulation>) in Northern Ireland.

## Information for candidates Using social media and examinations/assessments



Image by Patrice Jones

### **This document has been written to help you stay within exam regulations. Please read it carefully.**

We all like to share our experiences when taking exams and sharing ideas with others online can be helpful when you're studying or revising.

However, it is important to consider what you say and to think about what information is being shared as there are limits to what you can share and you need to be careful not to break the rules. The rules are in place to ensure that exams are fair to everyone, students don't become worried about false rumours and any real issues can be sorted out quickly by the right people.

We'd like to ask you to act responsibly when discussing online. If you're in doubt about what you can and can't discuss online regarding your exams, it's always best to check with your teacher.

If you receive what is or what looks to be assessment related information through social media, or any other means, you must tell your teacher or another member of staff. You must show them what you have received (if available). They will then report the matter to the awarding body and it will be investigated.

Where candidates breach the rules for examinations, controlled assessments, coursework or non-examination assessments, awarding bodies have an obligation to investigate and may apply penalties.



Image by Ben Wight

### **You need to know that the following would be malpractice:**

- copying or allowing work to be copied – e.g. posting written work on social networking sites prior to an examination/assessment;
- collusion: allowing others to help produce your work or helping others with theirs;
- asking others about what questions your exam will include (even if no one tells you);
- having or sharing details about exam questions before the exam - whether you think these are real or fake; or
- not telling exam boards or your school/college about exam information being shared.

### **Penalties that awarding bodies apply include:**

- a written warning;
- the loss of marks for a section, component or unit;
- disqualification from a unit, all units or qualifications; or
- a ban from taking assessments or exams for a set period of time.

### **Please take the time to familiarise yourself with the JCQ rules:**

<http://www.jcq.org.uk/exams-office/information-for-candidates-documents>



# NO MOBILE PHONES NO WATCHES

NO POTENTIAL TECHNOLOGICAL/WEB  
ENABLED SOURCES OF INFORMATION




Possession of unauthorised items, such as a mobile phone  
or any watch, is a serious offence and could result in

# DISQUALIFICATION

from your examination and your overall qualification.

This poster must be displayed in a prominent place outside each examination room.



AQA	City & Guilds	CCEA	OCR	Pearson	WJEC
-----	---------------	------	-----	---------	------

## Warning to Candidates

1. You **must** be on time for all your examinations.
2. **Possession of a mobile phone** or other unauthorised material **is not allowed** even if you do not intend to use it. You will be subject to penalty and possible disqualification from the exam/qualification.
3. You **must not** talk to, attempt to communicate with or disturb other candidates once you have entered the examination room.
4. You **must** follow the instructions of the invigilator.
5. You **must not** sit an examination in the name of another candidate.
6. You **must not** become involved in any unfair or dishonest practice in any part of the examination.
7. If you are confused about anything, only speak to an invigilator.

**The *Warning to Candidates* must be displayed in a prominent place outside each examination room. This may be a hard copy A3 paper version or an image of the poster projected onto a wall or screen for all candidates to see.**