



St Cecilia's R.C. High School



DISCOVER - DEVELOP - REJOICE



YEAR 7 PUPIL TRANSITION BOOKLET 2025-26

Chapel Hill, Longridge, Preston, PR3 2XA

Tel: 01772 783074

Email: info@st-cecilias.lancs.sch.uk

Web: www.st-cecilias.co.uk

School Prayer

Lord, each of us have different talents and abilities

We ask you to inspire us to *discover* and *develop* the
best within
us.

Lead us to be both humble and generous in using
our talents.

Help us to *rejoice* in the talents of all within our
school community.

Amen.

As a school community, we would like to welcome you into our family.

We are looking forward to meeting you in September!

This booklet is designed to aid your transition into secondary school,
prepare you for the lessons, and answer any questions you may have.

Bring this booklet in on your first week in school and show it to your
Head of Year for achievement points!

ABOUT ME:

Name:

Primary School:

Draw a picture of yourself or
glue an image:



What are your favourite things? Food, music, TV...	What are some of your biggest achievements?	What are your most positive traits? E.g., kindness, hard-working
What interesting facts should we know about you?	What is your favourite subject?	What are your hobbies? E.g., sports/instruments/dancing?
What are you most excited for at St Cecilia's?	What are you most nervous about when joining St Cecilia's?	Which subject are you excited to try?

What will my first day be like?

You will start school at 8:45am with a meeting in the Hall and your parent/ carers are welcome to come in with you. Don't worry about getting lost. When you arrive at school there will be helpers to direct you to the Hall.

From the Hall, you will be taken to your form rooms by your Form Teacher. You will already know which form you are in, but don't worry if you forget – your name will be read out by your form tutor!

You will then spend time in your forms where you will get to know your Form Teacher and everyone in your form again. You will be given your timetable and dinner account number.

On your first day you will need to bring stationery, as per the list, in a pencil case. You will need a bag to carry your items. Please ensure that all your possessions and uniform are clearly marked with your name.

If you are bringing money to school for your bus fare, you will need a purse/wallet or somewhere to keep your money safe. You must keep your money with you at all times. If you do use a purse or a wallet you need to make sure it is named clearly. Do not bring a lot of money to school - you will not need it.

You do not need to bring your PE kit on the first day.

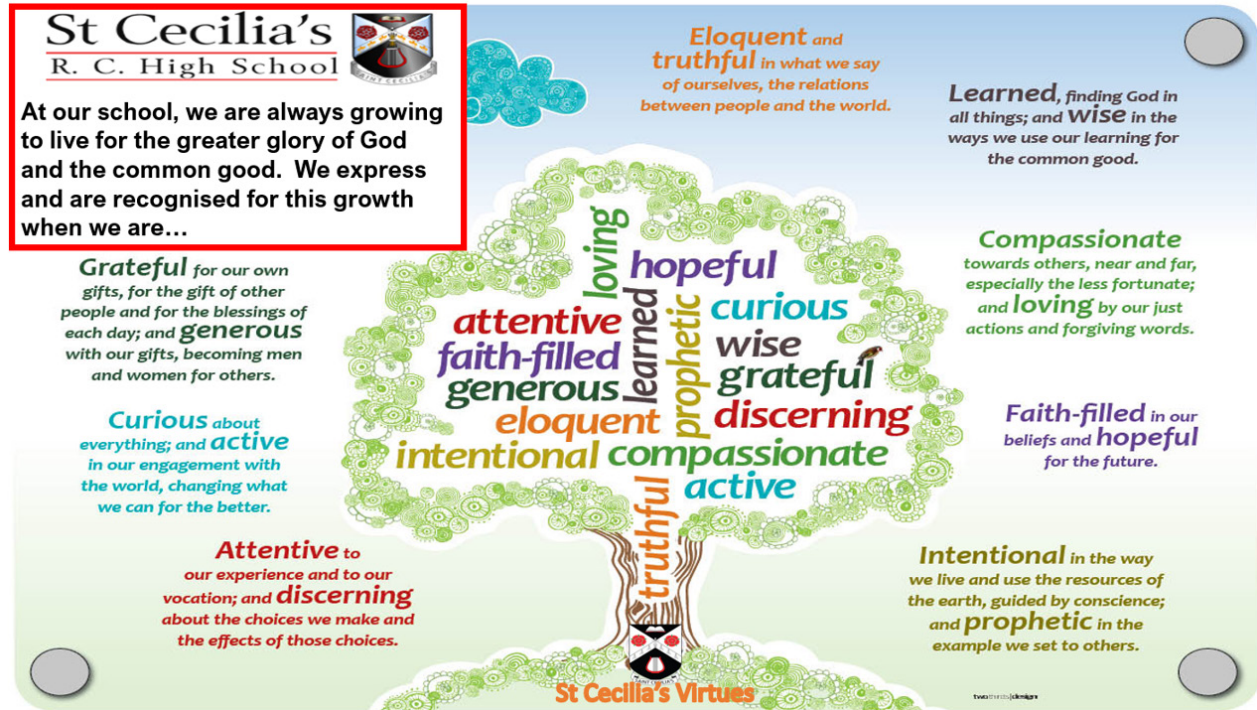
You will finish school at 3:15pm.



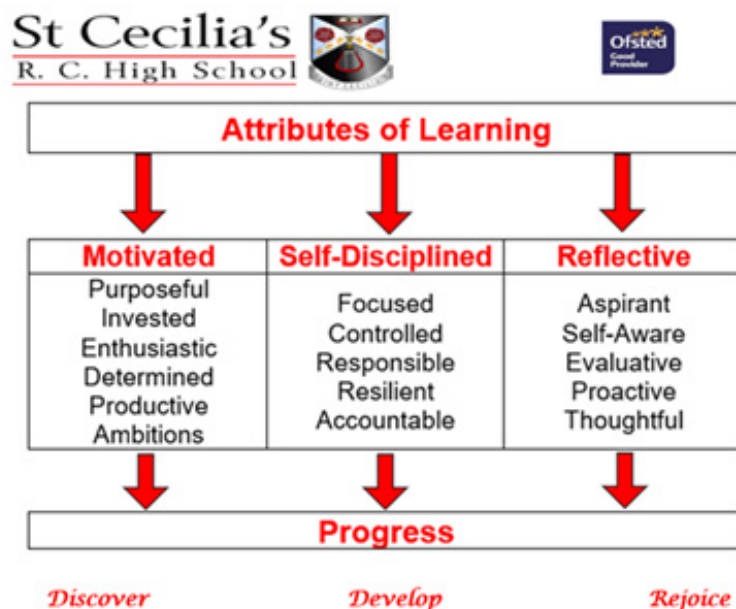
What do we expect from you?

We will recognise your valuable contributions to our school in many ways, both inside and outside of the classroom.

Whenever you display one of our 'St Cecilia's Virtues' (below) you will be awarded with an achievement point.



In addition, we will also recognise when you display any of our 'attributes of learning' within the classroom, and award you an achievement point for doing so (see below).



Achievement points result in some incredible rewards at our school. In addition to half termly rewards assemblies, certificates and prizes, here are some of the rewards you will be receiving if you are some of our highest achievement point earners:



Still have questions?

For more information on Transition please scan the QR code below or follow the link to the Transition menu on our website.

You may see other QR codes in this booklet – scan for extra help!



Transition Overview | St Cecilia's RC High School
(st-cecilias.co.uk)

Reading

Reading is extremely important to us. Developing your vocabulary and understanding, is key to unlocking your potential. Not only do we focus on morphemes (parts of words) to aid learning newer, bigger and more exciting language – we also focus on reading entertaining books both in lesson and outside of lesson. You will also enjoy a range of short stories by some of your favourite authors read with your Form Tutor during form time.

We have provided you with ‘The Final Year’ by Matt Goodfellow. Using the book, you will explore the theme of identity: looking closely at who you are, what matters to you and how you can grow as you take your next big step.

Read the book first, and then complete the activities. Try to complete each task thoughtfully and creatively. You **MUST** complete part 1 to part 6. Then you can choose which activities to complete after that. (minimum 2 activities)

If you bring this booklet in with you in Year 7, you will receive achievement points (which result in fantastic opportunities, such as trips and prizes!) Please keep your book safe. We would like to keep them to regift them next year!



Before Reading

What does the final year of Primary School mean to you? Is it different from the other years? Why?

Is there anything you'll miss when you leave Primary School?

Is there anything you won't miss?

Part 1—Before we begin.

Re-Read ‘Ya need to be able to pin this down’
Does Nate like where he lives? How do you know?



Part 2—Some stuff ya need to know.

Re-Read ‘Mum’. In your own words, what does this tells us
about Nate’s mum ?

Loads a lipstick

goes to Bingo round the corner

most days

laughs a lot loud proper head back snortin.

Cries too,

when she thinks we’re asleep.



Part 3—End of Year 5

Nate should just ‘get over it’ if he isn’t in a class with Parker, his best mate.
Do you agree or disagree? Explain why?



If you got to high school and you were in a different class to your best friend , how would you feel? What might you do to help yourself?



What might this picture represent? How do you think Nate is feeling here?

No thanks I'm fine.



Summarise what happens in Part 4

-
-
-
-
-

Summarise what happens in Part 5

-
-
-
-
-

Part 6— What do you think has happened at the end of the book? Do you think Nate's life might change now?

and I look over

and there's a silhouette
of a man
and he's shoutin my name

and he's walkin towards us

and I stare

and I swear
as he steps outta the sun
the man looks

like

Jesus.

[illegible]

Write an alternative ending with the title

‘One Year Later’

Imagine what has happened to Nate and his family one year later. Write another ending to the story in the same style as Nate writes.

This image shows a full page of primary-ruled paper. It features multiple sets of horizontal lines designed to guide handwriting. Each set consists of three lines: a solid top line, a dashed middle line, and a solid bottom line. These sets are repeated vertically down the entire page, providing a template for practicing letter formation and alignment. The background is white, and the lines are printed in a light blue or grey color.


Design a new book cover.

Sometimes the same book can have numerous different covers like the one below. Can you design a different book cover for 'The Final Year'?



Character Mirror

Choose one character from 'The Final Year' (e.g. Nate, PS, Jaxon, Dylan, or Mr Joshua) Create a character mirror by drawing a picture of your character, then answer the questions in the boxes.



What are 3 words you would use to describe them?

- 1.
- 2.
- 3.

What do they care about the most?

How do they express who they are?

My Identity Poem

Write a short poem about what makes you who you are. This could be free verse or an acrostic poem using your name.

You could include ideas like:

- Where you come from
- Your family and traditions
- Things that matter to you
- Your hopes for Secondary School

Example

Lives with Mum, Dad and little brother by the sea

Uses Sunday's for baking with Grandma—cinnamon rolls are my favourite!

Cares about animals, especially my guinea pig, Nibbles

You can usually find me drawing cartoons or daydreaming about making new friends at Secondary School.

Write your poem here

Imagine you are Nate. Write two short diary entries from two different parts of the book. It could be when you find out you and PS are not going to be in the same class in year 6, when PS goes on holiday, when you find out Dylan is ill, or at the end where you meet your Dad. For each diary entry, explain what is happening and how it makes you feel.

Diary Entry 1

Diary Entry 2

Write a review!

Once you have completed the novel, create a review of the book. Some things you may talk about are:

- A summary of what the novel is about without giving away the ending
- Best/worst parts of the novel
- Why others should read it

[illegible]

Summer Activities: English Challenge

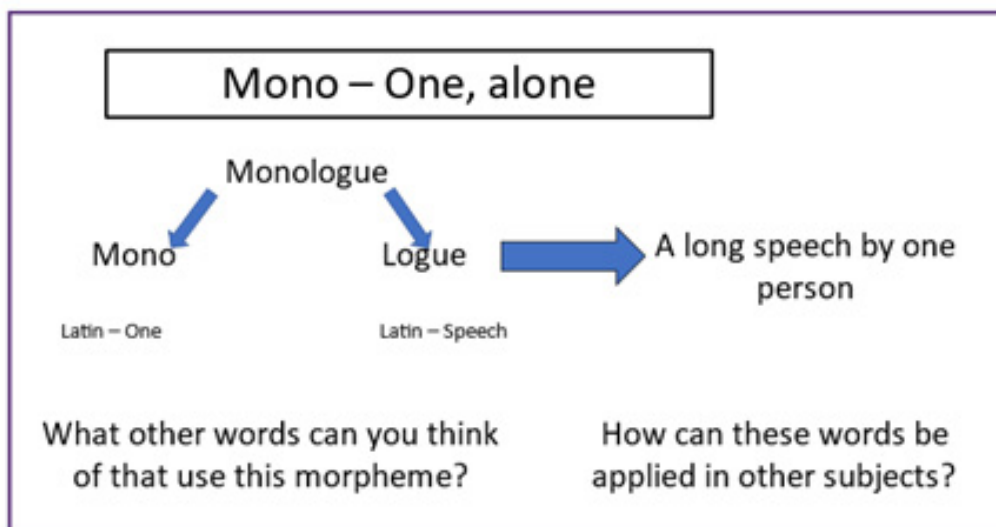
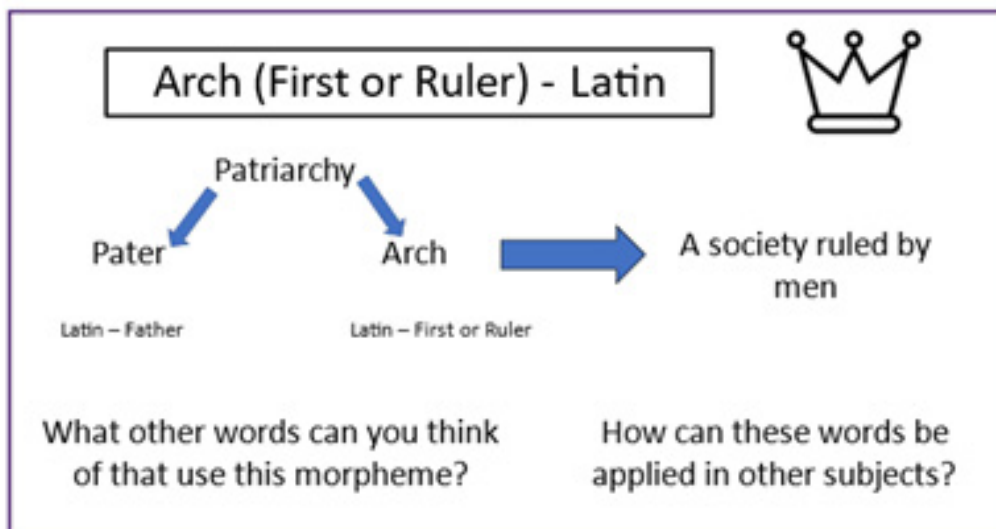


In Primary school, you will have focussed on phonics. Building on this, we centre our learning of new vocabulary around morphemes.

A morpheme is a part of a word (this could be a root word, prefix or suffix).

An example of this could be: “un” meaning “not”. This will help you to understand that “unhappy” means “not happy”.

Whilst you probably knew what “unhappy” meant – other words, you may struggle with. Let’s break down another:



Creative Writing Competition



This competition will be open until the end of September. It is only for Year 7 and you will receive achievement points for entering.

The theme is: New Beginnings!

If you follow the QR code, you will find some examples from our current Year 7 and 8. If you need inspiration, these should help!

If you would like to enter before you arrive to school, enter via the email address:
intake2025@st-cecilias.lancs.sch.uk

Some TOP TIPS for writing:

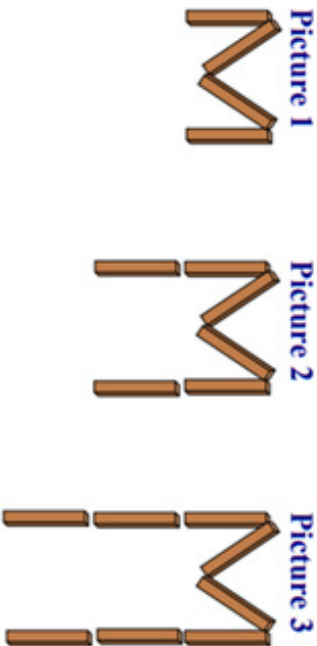
Remember to use paragraphs.	Remember to use capital letters, full stops and commas correctly.	Can you use similes? Metaphors? Other techniques.
Create a realistic character.	Write in the same tense (present or past).	Make sure to describe your setting – use your senses and zoom in on detail.
Use speech and make sure to use speech marks and accurate speech verbs.	Try to use a variety of sentence types and sentence starters eg start a sentence with an adverb or a preposition.	Use ambitious and accurate vocabulary to build you description.

Maths Challenge

Growing Letters – Pattern Spotting

We are using matchsticks to grow each of the letters in the word 'MATHS'.

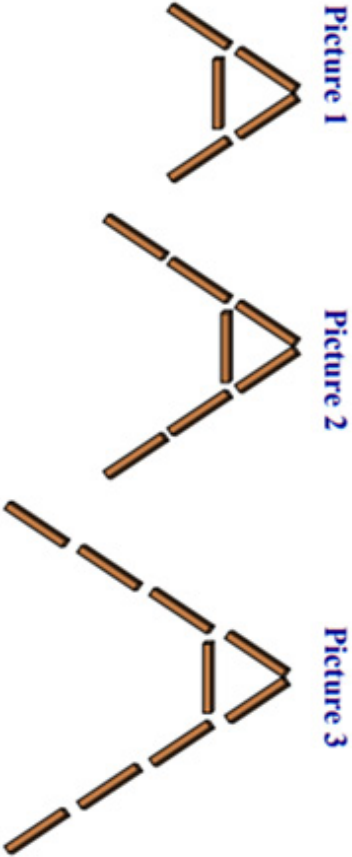
This is how we can grow the letter M:



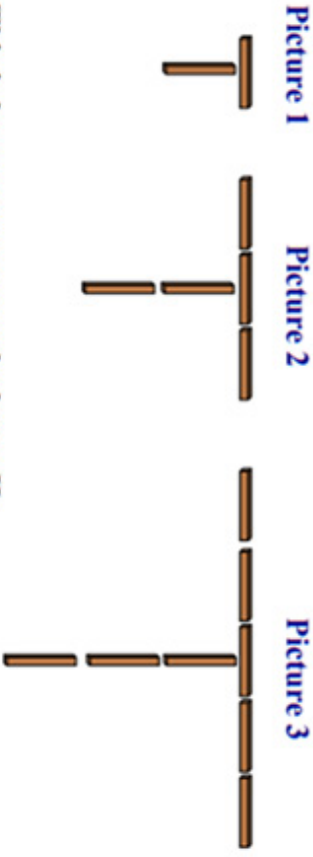
We are going to count how many matchsticks there are in each picture and put the results in a table.

Picture	Number of Matchsticks
1	
2	
3	
4	
5	
6	
7	
8	
9	
10	

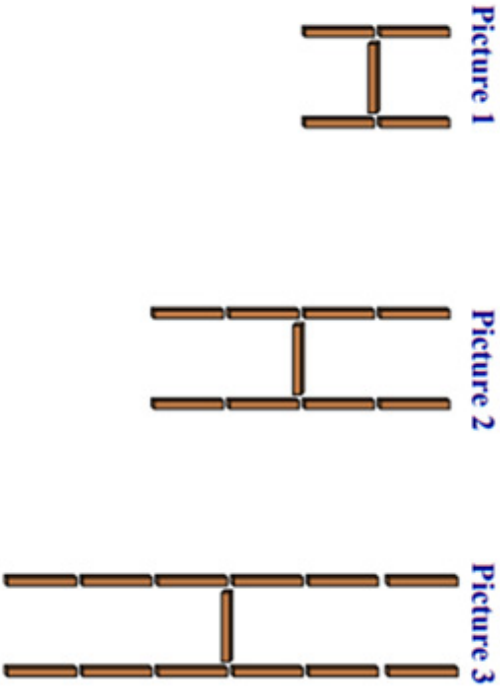
This is how we can grow the letter A:



This is how we can grow the letter T:



This is how we can grow the letter H:



Growing Letters

Complete the tables for the letters

The letter



Picture	Number of Matchsticks
1	
2	
3	
4	
5	
6	
7	
8	
9	
10	

The letter



Picture	Number of Matchsticks
1	
2	
3	
4	
5	
6	
7	
8	
9	
10	

The Letter



Picture	Number of Matchsticks
1	
2	
3	
4	
5	
6	
7	
8	
9	
10	

Science Challenge



Fun Science Experiment:

Crystal Suncatchers

For a unique suncatcher craft, try making these Crystal Suncatchers using Epsom Salt!

Materials

Epsom Salt

Clear Recycled Plastic Lids- use the clearest you can find

Water

Empty Jar

Bowl or glass measuring cup

Fork

Microwave (optional)

Tray

String

Exacto/Pin

Instructions

If you are doing this experiment on its own, start with the following steps:

Step One | Measure

You will be using a ratio of 1:1 water to Epsom Salt for this project. Add 1 cup of Epsom salt to an empty glass jar.

Step Two | Heat the Water

Add 1 cup of water to a microwave safe bowl. Heat the water in the microwave for 45 seconds. Alternatively use very hot tap water and skip the microwave.

Step Three | Combine

Pour the water into the jar with the salt. Do this quickly so that the water is warm. Stir the salt and water for 1-2 minutes to dissolve the salt.

Step Four | Make Your Suncatchers See steps 5-9 below.

Step Five Place several plastic lids on a flat-bottomed tray in a sunny location where they can remain undisturbed.

Step Six Pour off some of the excess liquid from your jar/crystal garden into the recycled plastic lids. Use just enough to cover the bottom of the lid. DON'T OVERFILL!

Step Seven Place your lids in sunny location. Depending on how much liquid has been added it will take a few hours or a day to start crystallizing. I know it will look like lids full of water at first but be patient!

Step Eight When the liquid has completely evaporated your crystal suncatcher is ready! You will be able to see lovely crystal structures from both side of the lid.

Step Nine VERY carefully poke a small hole in the edge of the lid and thread a piece of string through the hole. Tie in a knot and hang your suncatcher up!

EMAIL: intake2025@st-cecilias.lancs.sch.uk



Catholic Social Teaching

The Caritas in Action scheme has been produced by Salford Diocese as a response to Catholic Social Teaching, which calls us all as Catholics to work for the common good, help build a just society, uphold the dignity of human life and work for justice and the dignity of all our brothers and sisters, especially those in the greatest need. To help the children understand the themes we have introduced **CARITAS AMBASSADORS** in each form, and we award the CARITAS trophy to the winning form within each year group.

The 7 Themes are as follows:

Dignity of the Human Person – All people are sacred, made in the image and likeness of God. This is a gift we all share as fellow human beings; we are infinitely loved by our creator. God is present in every human person. Each one of us is unique and beautiful. We are called to treat every person and every creature with Loving respect.

Subsidiarity: The catholic social teaching principle of subsidiarity is about ensuring decision making happens at the most appropriate level so all those affected can contribute. CST teaches us that when making decisions that affect us all we should listen to the poor and those affected the most.

Common Good – The Common good is reached when we work together to improve the wellbeing of people in our society and the wider world. CST teaches us that the common good means that the fruits of the earth belong to everyone. No one should be excluded from the gifts of creation. Pope Paul VI spoke about this.

Dignity of Work - A small number of very rich men have been able to lay upon the teeming masses of the labouring poor a yoke little better than that of slavery itself. **Rerum Novarum, 1891.** Buying Fairtrade products ensures that ordinary farmers and workers get paid a fair wage and therefore helps them support their families, thus giving them dignity.

Solidarity – We are one human family. Our responsibilities to each other cross national, racial, economic and ideological differences. We are called to globally work for Justice. Solidarity spurs us to stand side by side with our sisters and brothers, especially those living in poverty.

Option for the Poor and Vulnerable – The option for the poor reminds us of Gods preferential love for the poorest and most vulnerable people. Gods love is universal, he does not side with oppressors but loves the humble. CST suggests we should ‘Love thy neighbour’. Matthew 22.

Care for God’s Creation : The good of the earth are gifts from God. We have a responsibility to care for these goods as stewards and trustees, not as mere consumers and users. In 2015, Pope Francis wrote a very influential letter called *Laudato si*. Pope Francis invites everyone on the planet to consider how our actions are affecting the earth and the poorest people.

Questions:

In what year did Pope Francis write Laudato Si?

.....

.....

What does the bible verse Matthew 22 say?

.....

.....

What did Pope VI speak about?

.....

.....

How many themes of Catholic Social Teaching are there?

.....

.....

What can you do make sure that ordinary farmers and workers get paid a fair wage?

.....

.....





St Cecilia's

R. C. High School

Chapel Hill, Longridge, Preston, PR3 2XA

Tel : 01772 783074 **email:** info@st-cecilias.lancs.sch.uk **Web :** www.st-cecilias.co.uk