




<p style="text-align: center;"><u>Personal, Social & Emotional</u></p> <ul style="list-style-type: none"> • Beginning to take turns and share toys with others. • Begin to ask others for help when needed • Begin to share their likes and dislikes • Become more independent with personal care e.g. toilet, feeding, dressing 	<p style="text-align: center;"><u>Physical Development</u></p> <ul style="list-style-type: none"> • Kick a large ball • Begin to move in different ways e.g. skip, hop • Start to eat independently, using a knife and fork with some support • Use large tweezers to pick up objects e.g. pom poms 	<p style="text-align: center;"><u>Communication and Language</u></p> <ul style="list-style-type: none"> • Listening and responding to stories • Enjoy stories and sing a large repertoire of songs/ nursery rhymes • Following simple instructions • Communicating our wants and needs to familiar adults • Beginning to use talk within our play
<p style="text-align: center;"><u>Literacy</u></p> <ul style="list-style-type: none"> • Begin phase 1 phonics – tuning into sounds around us in our environment • Listen to stories, anticipating events and joining in with repeated refrains • Develop fine and gross motor skills for writing through dough disco and squiggle whilst you wiggle. • Mark making in a variety of ways such as chalk, crayons, sticks in mud/sand etc 	<div style="text-align: center;">  <p>St. CLARE'S R.C PRIMARY SCHOOL CURRICULUM OVERVIEW Nursery Autumn 1 2021-22 'Super me, Super You.'</p> </div> <div style="display: flex; justify-content: space-around; align-items: center;"> <div style="text-align: center;">  <p>Happy to be me</p> </div> <div style="text-align: center;">  <p>Supertato!</p> </div> </div> <p>Linked texts: All Are Welcome, Be Kind, Owl Babies, Peace at Last, So Much!</p>	<p style="text-align: center;"><u>Maths</u></p> <ul style="list-style-type: none"> • Sort objects based on given criteria • Know there is an order to counting • Use the language of 'more' and 'lots' • Use number language in plays • Join in with number rhymes • Show an interest in shapes in the environment • Notice patterns in the environment • Compare objects according to size
<p style="text-align: center;"><u>Understanding of the World</u></p> <ul style="list-style-type: none"> • Talking about family and who I live with • Looking at how we grow and change • Learning about different occupations (police, fire, doctors etc) • Looking at our physical features e.g. hair colour, eye colour, facial features etc • Autumnal changes and similarities/ differences between seasons • Healthy eating – identifying some foods which are healthy 	<p style="text-align: center;"><u>Religious Education</u></p> <p>Come and see topic- Myself: Know and understand:</p> <ul style="list-style-type: none"> • The importance of my name • God knows and loves me and each one by name <p>Come and see topic – Friends Know and understand:</p> <ul style="list-style-type: none"> • We can make friends – Explore • Jesus had good friends; what Jesus tells us about friendship 	<p style="text-align: center;"><u>Expressive Arts and Design</u></p> <ul style="list-style-type: none"> • Making self portraits in a variety of ways e.g. paper plate art, natural art etc – identifying key features • Drawing shapes to represent bodies e.g. circles and lines • Using glue sticks and cellotape to join materials together • Charanga Music module: Me • Naming instruments • Joining in with songs and dances • Learning nursery rhymes, poems and simple songs