



**Ruth Miskin
Training**



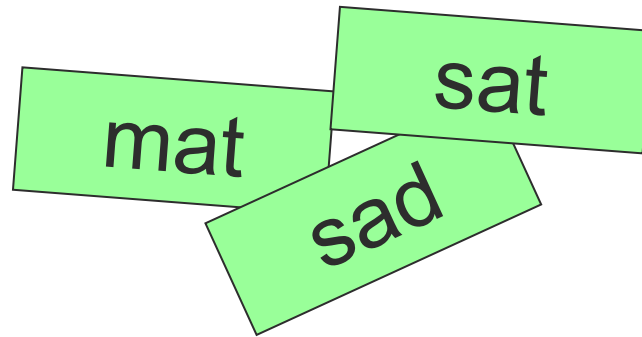
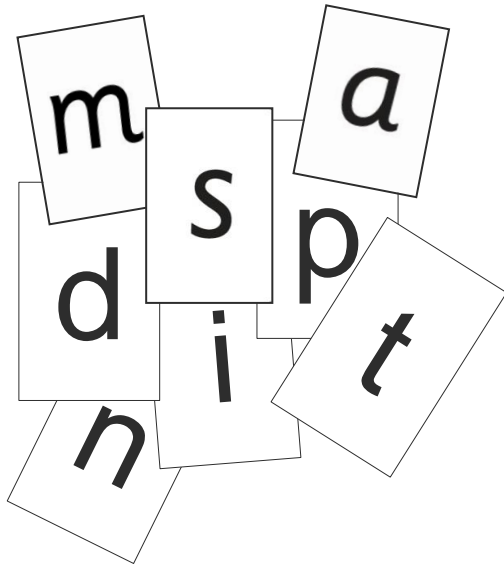
Read Write Inc. Phonics Parents' Meeting

Teach a child to read
and keep that child reading [and talking]
and we will change everything.

And I mean everything.

Jeanette Winterson

Systematic approach



Pure Sounds

Sound pronunciation guide

<https://www.youtube.com/watch?v=TkXcabDUg7Q>



Simple Speed Sounds

Simple Speed Sounds chart

Consonants: stretchy

f	l	m	n	r	s	v	z	sh	th	ng
										nk

Consonants: bouncy

b	c	d	g	h	j	p	qu	t	w	x	y	ch
	k											

Vowels: bouncy


Vowels: stretchy

a	e	i	o	u	ay	ee	igh	ow
---	---	---	---	---	----	----	-----	----


Vowels: stretchy

oo	oo	ar	or	air	ir	ou	oy
----	----	----	----	-----	----	----	----

'Same, same!'



Sounds + blending = word reading



sat

Teaching letter formation

Handwriting phrases for helping your child to form letters

This works best if your child practises for a short time every day.

1. Show the picture side and air-write as you say the phrase.
2. Ask your child to practise in the air with you.
3. Using a sharp pencil and sat at a table, encourage your child to have a go.
4. Praise your child for their efforts.

m Maisie, mountain, mountain
a round the apple, down the leaf
s slither down the snake
d round his bottom, up his tall neck and down to his feet
t down the tower, across the tower
i down the body, dot for the head
n down Nobby, over his net
p down the plait and over the pirate's face
g round her face, down her hair and give her a curl



Fred Fingers



RWI Homework

d d d




Practice handwriting

Read to learn: up to the neck, down to the feet

d d d d d

Practice sound-writing

d



Stretch: rmmountain
Handwrite: Maisie, mountain,
mountain

m m

Write the words

cat red fat in hat

a cat in a hat

a fat cat in a hat

a fat cat in a red hat

Question to talk about: What about the cat's hat?

Make a sentence: Put a cat in a big hat.

Read Write Inc.

Phonics

Sound Blending 3



Series developed by Ruth Miskin



OXFORD

Storybooks



Book Bag Books

- Extra reading practice at home.
- Linked to the story they have read in class.
- Matched to the sounds children know.



Red Words

I

said

This is Red Hat Rob.



“I will grab that cash box,” he said.

Is My Child on Track?

Term	Where should my child be?
End of Autumn 1	Read single-letter Set 1 sounds (first 16)
End of Autumn 2	Read all Set 1 single letter sounds Blend sounds into words orally
End of Spring 1	Blend sounds to read words Read short Ditty stories
End of Spring 2	Read Red Storybooks Read Set 1 Special Friends
End of Summer 1	Read Green Storybooks Read 4 double consonants e.g. ss, ff, ll, zz
End of Summer 2	Read Green Storybooks Read first 6 Set 2 sounds (ay ee igh ow oo oo)

What can I do?

1. Use pure sounds rather than letter names.
2. Teach the picture names.
3. Practise reading sounds speedily.
4. Fred talk games at home.
5. Use the handwriting phrases to practise writing.
6. Use Fred fingers to help with spelling.

Fred talk throughout the day

Shall we have some **l-u-n-ch**?

What would you like to **p-l-ay**?

Let's put on your **c-o-a-t**.



Online resources available

Ruth Miskin Parents' Page:

<http://www.ruthmiskin.com/en/parents/>

Ruth Miskin Facebook:

<https://www.facebook.com/miskin.education>

Free e-books for home reading:

<http://www.oxfordowl.co.uk/Reading/>

Any other questions

