



**Ruth Miskin
Training**



Yr 1 Phonic's Screening Check Parents' Meeting

What is phonics?

Sounds

Graphemes

English alphabetic code

- 44 sounds
- 26 letters
- Over 150+ graphemes (letter combinations)

One of the most complex alphabetic codes in the world.

What is Read Write
Inc. Phonics?

Name the pictures



Picture Phrases

ay



may I play?

2. day, play, may, way, lay, say, tray, spray

aw

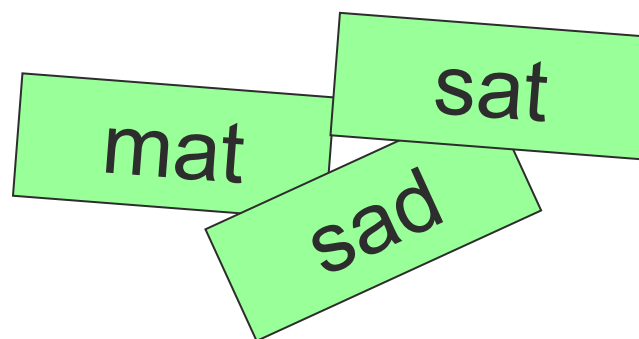
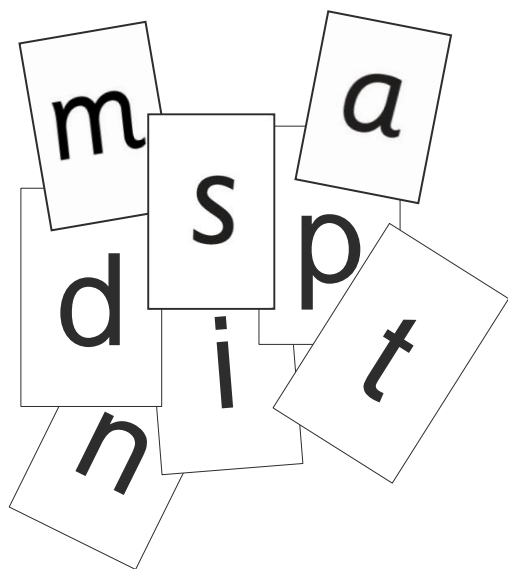


yawn at dawn


3. saw, raw, law, straw, dawn, paw,
crawl, jaw, claw, yawn



Systematic approach



Fred Talk



Speed Sounds Set 1

Consonant sounds – stretchy

f	l	m	n	r	s	v	z	sh	th	ng
										nk

Consonant sounds – bouncy

b	c	d	g	h	j	p	qu	t	w	x	y	ch
	k											

Vowel sounds – bouncy

a	e	i	o	u
---	---	---	---	---

Vowel sounds – stretchy

ay	ee	igh	ow
----	----	-----	----

Vowel sounds – stretchy

oo	oo	ar	or	air	ir	ou	oy
----	----	----	----	-----	----	----	----

Pure Sounds

Sound pronunciation guide

<https://www.youtube.com/watch?v=TkXcabDUg7Q>



Speed Sounds chart

Complex Speed Sounds chart

Consonants: stretchy

f	l	m	n	r	s	v	z	sh	th	ng
ff	ll	mm	nn	rr	ss	ve	zz	ti		nk
ph	le	mb	kn	wr	se		s	ci		
					c					
					ce					

Consonants: bouncy

b	c	d	g	h	j	p	qu	t	w	x	y	ch
bb	k	dd	gg		g	pp		tt	wh			tch
	ck				ge							
	ch											

Vowels

a	e	i	o	u	ay	ee	igh	ow
	ea				ā-e	y	ī-e	ō-e
					ai	ea	ie	oa
						e	i	o

oo	oo	ar	or	air	ir	ou	oy	ire	ear	ure
ū-e			oor	are	ur	ow	oi			
ue			ore		er					
ew			aw							
			au							

Speed Sounds Set 2

Consonant sounds – stretchy

f	l	m	n	r	s	v	z	sh	th	ng
										nk

Consonant sounds – bouncy

b	c	d	g	h	j	p	qu	t	w	x	y	ch
	k											

Vowel sounds – bouncy

a	e	i	o	u
---	---	---	---	---

Vowel sounds – stretchy

ay	ee	igh	ow
----	----	-----	----

Vowel sounds – stretchy

oo	oo	ar	or	air	ir	ou	oy
----	----	----	----	-----	----	----	----

Speed Sounds Set 3

Consonant sounds

f	l	m	n	r	s	v	z	sh	th	ng
ff	ll	mm	nn	rr	ss	ve	zz	ti		nk
ph	le	mb	kn	wr	se		s	ci		
					ce		se			

b	c	d	g	h	j	p	qu	t	w	x	y	ch
bb	k	dd	gg		g	pp		tt	wh			tch
	ck				ge							
	ch				dge							

Vowel sounds

a	e	i	o	u	ay	ee	igh	ow
	ea				a-e	e-e	i-e	o-e
					ai	y	ie	oa
						ea	i	o
						e	y	

oo	oo	ar	or	air	ir	ou	oy	ire	ear	ure
u-e			oor	are	ur	ow	oi			
ue			ore		er					
ew			aw							
			au							

How does Read Write
Inc. teach spelling?

Fred Fingers



What happens during
the Phonics Screening
Check?

What Is The Phonics Screening Check?

Children in Year 1 throughout the country will all be taking part in a phonics screening check during the same week in June. Children in Year 2 will also take the check if they did not achieve the required result when in Year 1, or they have not taken the test before. Head teachers should decide whether it is appropriate for each of their pupils to take the phonics screening check.

The phonics screening check is designed to confirm whether individual children have learnt sufficient phonic decoding and blending skills to an appropriate standard.

What Happens During The Test?



The test contains 40 words.

Each child will sit one to one and read each word aloud to a teacher.


The test will take approximately 10 minutes per child; although all children are different and will complete the check at their own pace.

The list of words the children read is a combination of 20 real words and 20 pseudo words (nonsense words).

Pseudo Words (Nonsense Words)

The pseudo words will be shown to your child with a picture of an alien. This provides the children with a context for the pseudo word which is independent from any existing vocabulary they may have.

Pseudo words are included because they will be new to all pupils; they do not favour children with a good vocabulary knowledge or visual memory of words.



Example Of The Check

Practice sheet: Real Words

beg

twinkl.co.uk

at

twinkl.co.uk

sum

twinkl.co.uk

in

twinkl.co.uk

Example Of The Check

Practice sheet: Pseudo Words

vap



twinkl.co.uk

osk



twinkl.co.uk

ot



twinkl.co.uk

ect



twinkl.co.uk

Reporting To Parents

By the end of the Summer term all schools must report their child's results to parents.

They will also confirm if the child has met the standard threshold.

Children who do not achieve the expected level will retake the test when they are in Year 2.



How Are The Results Used?

Results from the check will be used by schools to analyse their own performance and for Ofsted to use in inspections.



How can I help at
home?

Storytime

- Read *to* your children
- Ask lots of questions and share opinions

You're never too old, too wacky, too wild, to pick up a book and read to a child.

Dr Seuss

Read Write Inc. lessons

Support how your child is learning to read and spell in school.

- Pure sounds
- Look for special friends in words
- Fred Talk
- Fred Fingers
- Letter formation rhymes



**Ruth Miskin
Training**



Read Write Inc. Phonics
Parents' Meeting
Listening to your child read

Home Reading

- RWI Books are changed each Thursday
- Shared Reading books can be changed each day

Learning to Blend:

- RWI letter sheets
- Sound flashcards

Home Reading

Paper Ditties:

- Paper Ditties read that week in school
- Sound Blending Book
- High frequency words in envelope

Red Books and above:

- Paper copy of book they have read that week in school
- Book bag book which is linked
- High frequency words in envelope

‘Three with me, four at home’


Accuracy

Fluency

Comprehension

Read and enjoy at home

After the third read...



Picture Phrases

ay



may I play?

2. day, play, may, way, lay, say, tray, spray

aw



yawn at dawn

3. saw, raw, law, straw, dawn, paw,
crawl, jaw, claw, yawn



‘Special Friends’, ‘Fred Talk’, read the word

spray

crawl

Red Words

I

said


This is Red Hat Rob.



“I will grab that cash box,” he said.

Book Bag Books

- Extra reading practice at home
- Uniquely matched to the *Read Write Inc.* Phonics Storybooks.
- Reinforce children's learning of phonics at the appropriate level.
- Helps to make even faster progress in reading.







What can you do?

- Listen to your child read the same Storybook again and again
- Encourage them to use 'Special Friends', 'Fred Talk', 'read the word'
- Discuss the story and encourage their storyteller voice.
- Use pure sounds, not letter names
- Teach the picture names
- Practise reading sounds speedily - 'review, review, review'

Repeated readings Again! Again!

Children are wired to thrive on **repetition**



10 things your child learns when you read aloud stories and poems every day

1. Sustain attention
2. Appreciate rhythm and rhyme
3. Build pictures in their minds from the words on the page
4. Understand humour and irony
5. Use new words and phrases in different contexts - and later in writing
6. Learn new vocabulary and knowledge of the world
7. Think about characters' feelings and use appropriate voices
8. Follow a plot with all its twists and turns
9. Understand suspense and predict what's about to happen next
10. Link sentences and ideas from one passage to the next

Top Tips - Storytime

1. Make it a treat
2. Make it a special quiet time
3. Show curiosity
4. Read story once without stopping
5. Chat about the story
6. Avoid testing with questions
7. Link to other stories and experiences
8. Read favourites over and over again
9. Use different voices
10. Love the book

Teaching Set 2/ 3 sounds - **in action**

[https://www.youtube.com/watch?v=wELKQXW
y_Z4](https://www.youtube.com/watch?v=wELKQXW
y_Z4)

Online resources available

Ruth Miskin Parents' Page:

<https://www.ruthmiskin.com/en/parents-copy-2/>

Ruth Miskin Facebook:

<https://www.facebook.com/miskin.education/>

Free e-books for home reading:

<https://home.oxfordowl.co.uk/reading/>

Any other questions

