



**Ruth Miskin
Training**



Yr 2 Phonics and Reading Parents' Meeting

Reading changes everything

Teach a child to read and keep that child reading and we will change everything.

And I mean everything.

Jeanette Winterson

What is phonics?

Sounds

Graphemes

English alphabetic code

- 44 sounds
- 26 letters
- Over 150+ graphemes (letter combinations)

One of the most complex alphabetic codes in the world.

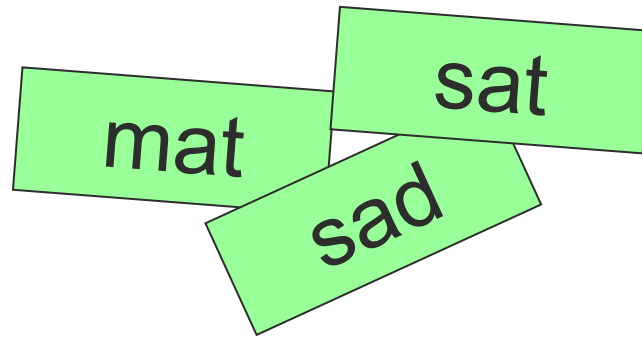
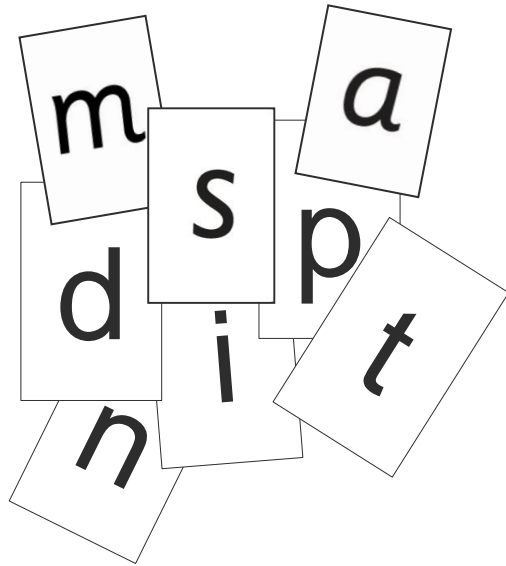
What Is The Phonics Screening Check?

Children in Year 1 throughout the country will all be taking part in a phonics screening check during the same week in June. Children in Year 2 will also take the check if they did not achieve the required result when in Year 1, or they have not taken the test before. Head teachers should decide whether it is appropriate for each of their pupils to take the phonics screening check.

The phonics screening check is designed to confirm whether individual children have learnt sufficient phonic decoding and blending skills to an appropriate standard.

What is Read Write
Inc. Phonics?

Systematic approach



Fred Talk



Speed Sounds Set 1

Consonant sounds – stretchy

f	l	m	n	r	s	v	z	sh	th	ng
										nk

Consonant sounds – bouncy

b	c	d	g	h	j	p	qu	t	w	x	y	ch
	k											

Vowel sounds – bouncy

a	e	i	o	u
---	---	---	---	---

Vowel sounds – stretchy

ay	ee	igh	ow
----	----	-----	----

Vowel sounds – stretchy

oo	oo	ar	or	air	ir	ou	oy
----	----	----	----	-----	----	----	----

Pure Sounds

Sound pronunciation guide

<https://www.youtube.com/watch?v=TkXcabDUg7Q>



Speed Sounds chart

Complex Speed Sounds chart

Consonants: stretchy

f	l	m	n	r	s	v	z	sh	th	ng
ff	ll	mm	nn	rr	ss	ve	zz	ti		nk
ph	le	mb	kn	wr	se		s	ci		
					c					
					ce					

Consonants: bouncy

b	c	d	g	h	j	p	qu	t	w	x	y	ch
bb	k	dd	gg		g	pp		tt	wh			tch
	ck				ge							
	ch											

Vowels

a	e	i	o	u	ay	ee	igh	ow
	ea				ā-e	y	ī-e	ō-e
					ai	ea	ie	oa
						e	i	o

oo	oo	ar	or	air	ir	ou	oy	ire	ear	ure
ū-e			oor	are	ur	ow	oi			
ue			ore		er					
ew			aw							
			au							

Complex Speed Sounds chart

Complex Speed Sounds chart

Consonants: stretchy

f	l	m	n	r	s	v	z	sh	th	ng
ff	ll	mm	nn	rr	ss	ve	zz	ti		nk
ph	le	mb	kn	wr	se		s	ci		
					c					
					ce					

Consonants: bouncy

b	c	d	g	h	j	p	qu	t	w	x	y	ch
bb	k	dd	gg		g	pp		tt	wh			tch
	ck				ge							
	ch											

Vowels

a	e	i	o	u	ay	ee	igh	ow
	ea				ā-e	y	ī-e	ō-e
					ai	ea	ie	oa
						e	i	o

oo	oo	ar	or	air	ir	ou	oy	ire	ear	ure
ū-e			oor	are	ur	ow	oi			
ue			ore		er					
ew			aw							
			au							

How does Read Write
Inc. teach spelling?

Fred Fingers



What happens during
the Phonics Screening
Check?

What Happens During The Test?



The test contains 40 words.

Each child will sit one to one and read each word aloud to a teacher.


The test will take approximately 10 minutes per child; although all children are different and will complete the check at their own pace.

The list of words the children read is a combination of 20 real words and 20 pseudo words (nonsense words).

Pseudo Words (Nonsense Words)

The pseudo words will be shown to your child with a picture of an alien. This provides the children with a context for the pseudo word which is independent from any existing vocabulary they may have.

Pseudo words are included because they will be new to all pupils; they do not favour children with a good vocabulary knowledge or visual memory of words.



Example Of The Check

Practice sheet: Real Words

beg

twinkl.co.uk

at

twinkl.co.uk

sum

twinkl.co.uk

in

twinkl.co.uk

Example Of The Check

Practice sheet: Pseudo Words

vap



twinkl.co.uk

osk



twinkl.co.uk

ot



twinkl.co.uk

ect



twinkl.co.uk

Reporting To Parents

By the end of the Summer term all schools must report their child's results to parents.

They will also confirm if the child has met the standard threshold.

Children who do not achieve the expected level will retake the test when they are in Year 2.



How Are The Results Used?

Results from the check will be used by schools to analyse their own performance and for Ofsted to use in inspections.



How can I help at home?

Home Reading

- RWI Books are changed each Thursday
- Shared Reading books can be changed each day

Learning to Blend:

- RWI letter sheets
- Sound flashcards

Home Reading

Paper Ditties:

- Paper Ditties read that week in school
- Sound Blending Book
- High frequency words in envelope

Red Books and above:

- Paper copy of book they have read that week in school
- Book bag book which is linked
- High frequency words in envelope

Home Reading

Grey Books and Above:

Once children have read all the RWI books and are fluent they come off the RWI scheme and focus on free Book Band Reading books. These start at the colour white/

Storytime

- Read *to* your children
- Ask lots of questions and share opinions

You're never too old, too wacky, too wild, to pick up a book and read to a child.

Dr Seuss

Talking

Talk to your child as much as possible and ‘feed’ them new and ambitious vocabulary.

“Let’s **eat** our lunch now.”

“Let’s **munch** our lunch now.”

“Let’s **scoff** our lunch now.”

“Let’s **devour** our lunch now!”

You’re looking ... not just... but...

Vocabulary

Enrich conversations through description:

“Look at that rain. It looks like little diamonds sparkling on the window pane!”

Have fun with words and language.

“I’m as hot as a spud in a cooking pot!”

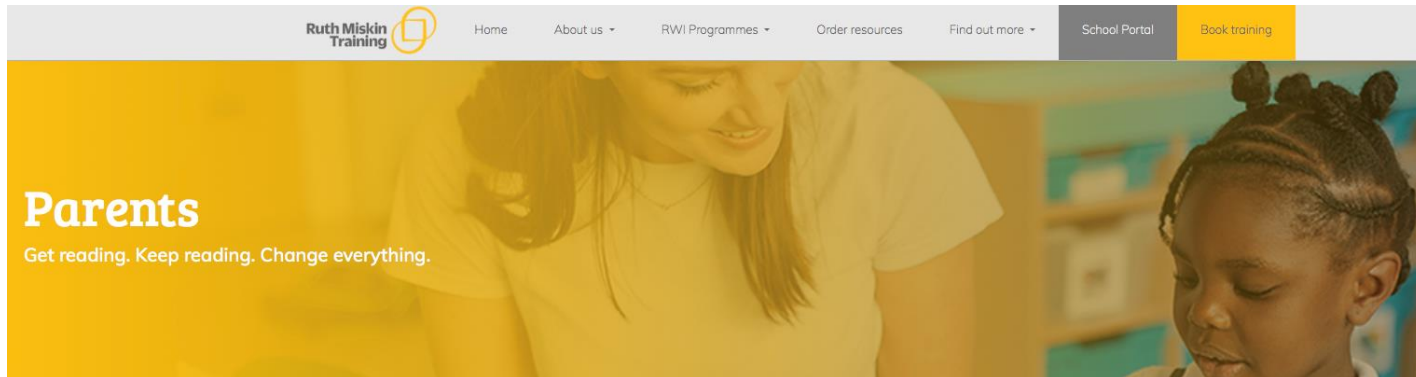
Praise your child for using new words or interesting phrases

Read Write Inc. lessons

Support how your child is learning to read and spell in school.

- Pure sounds
- Look for special friends in words
- Fred Talk
- Fred Fingers
- Letter formation rhymes

Free Video Tutorials (ruthmiskin.com)




Read Write Inc. Phonics – information for parents

Our films show how we teach children to read and write with Read Write Inc. Phonics.

If your child is in a Read Write Inc. school or if you have bought a parent pack, the films will help you and your child practise together at home.

If you have a question for us, please get in touch via our [Facebook](#) and [Twitter](#) pages.



Online resources available

Ruth Miskin Parents' Page:

<https://www.ruthmiskin.com/en/parents-copy-2/>

Ruth Miskin Facebook:

<https://www.facebook.com/miskin.education/>

Free e-books for home reading:

<https://home.oxfordowl.co.uk/reading/>

Teaching a Set 1 Sound - **in action**

https://www.youtube.com/results?search_query=mrs+williams-Dhahbi&sp=mAEB

Teaching a Set 2 Sound - **in action**

https://www.youtube.com/watch?v=wELKQXW_y_Z4

What can I do?

1. Use pure sounds, not letter names
2. Teach the picture names
3. Practise reading sounds speedily -
'review, review, review'
4. Use the handwriting phrases for writing only

Reading changes everything

Teach a child to read and keep that child reading and we will change everything.

And I mean everything.

Jeanette Winterson

Any other questions

