



# St. Francis' Catholic Primary School

## Reading Progression












We believe that English is the key to accessing all areas of learning; therefore, we aim for all of our children to leave us with a lifelong love of the English language, good vocabulary acquisition and the ability to communicate effectively both verbally and in the written word.

Children gain an understanding of how language works by looking at its patterns, structures and origins. Reading is central to our ability to understand, interpret and communicate with one another. We want all children to read fluently and with good understanding and to read for pleasure and information. We strive to instil passion for reading in pupils, which they will carry on into subsequent phases of education and into later life.

The overarching aim for English in the national curriculum is to promote high standards of language and literacy by equipping pupils with a strong command of the spoken and written language, and to develop their love of literature through widespread reading for enjoyment.

We believe that a quality English curriculum will develop children's love of reading, writing and spoken language. We have a culture where children develop a love of reading and they are immersed in a variety of quality texts throughout the curriculum.

EYFS						
It is crucial for children to develop a life-long love of reading. Reading consists of two dimensions: language comprehension and word reading. Language comprehension (necessary for both reading and writing) starts from birth. It only develops when adults talk with children about the world around them and the books (stories and non-fiction) they read with them, and enjoy rhymes, poems and songs together. Skilled word reading, taught later, involves both the speedy working out of the pronunciation of unfamiliar printed words (decoding) and the speedy recognition of familiar printed words. We use Bug Club phonics from the start to teach early reading.						
0-3		3 and 4 year olds		Reception Class and ELGS		
<ul style="list-style-type: none"><li>Sing songs and say rhymes independently, for example, singing whilst playing.</li><li>Enjoy sharing books with an adult.</li><li>Pay attention and respond to the pictures or the words.</li><li>Have favourite books and seek them out, to share with an adult, with another child, or to look at alone.</li><li>Repeat words and phrases from familiar stories. Ask questions about the book. Make comments and shares their own ideas.</li><li>Develop play around favourite stories using props.</li></ul>		<ul style="list-style-type: none"><li>Develop their phonological awareness, so that they can:</li><li>spot and suggest rhymes</li><li>count or clap syllables in a word</li><li>recognise words with the same initial sound, such as money and mother</li><li>Engage in extended conversations about stories, learning new vocabulary.</li></ul>		<ul style="list-style-type: none"><li>Read individual letters by saying the sounds for them.</li><li>Blend sounds into words, so that they can read short words made up of known letter– sound correspondences.</li><li>Read some letter groups that each represent one sound and say sounds for them.</li><li>Read simple phrases and sentences made up of words with known letter– sound correspondences and, where necessary, a few exception words.</li><li>Re-read these books to build up their confidence in word reading, their fluency and their understanding and enjoyment.</li></ul>		
	Year 1	Year 2	Year 3	Year 4	Year 5	Year 6
Phonics and decoding	<ul style="list-style-type: none"><li>To apply phonic knowledge and skills as the route to decode words.</li><li>To blend sounds in unfamiliar words using the GPCs that they have been taught.</li><li>To respond speedily, giving the correct sound to graphemes for all of the 40+ phonemes.</li><li>To read words containing taught GPCs.</li><li>To read words containing -s, -es, -ing,, -ed and –est endings.</li><li>To read words with contractions, e.g. I’ m, I’ll and we’ll.</li></ul>	<ul style="list-style-type: none"><li>To continue to apply phonic knowledge and skills as the route to decode words until automatic decoding has become embedded and reading is fluent.</li><li>To read accurately by blending the sounds in words that contain the graphemes taught so far,</li><li>Especially recognizing alternative sounds for graphemes.</li><li>To accurately read most words of two or more syllables.</li><li>To read most words containing common suffixes.*</li></ul>	<ul style="list-style-type: none"><li>To use their phonic knowledge to decode quickly and accurately (may still need support to read longer unknown words).</li><li>To apply their growing knowledge of root words and prefixes, including in-, im-, il-, ir-, dis-, mis-, un-, re-, sub-, inter-, super-, anti-an dau to-to begin to read aloud.*</li><li>To apply their growing knowledge of root words and suffixes/word endings, including -ation, -ly, -ous, -ture, -sure, -sion, -tion, -ssion and -cian, to begin to read aloud.</li></ul>	<ul style="list-style-type: none"><li>To read most words fluently and attempt to decode any unfamiliar words with increasing speed and skill.</li><li>To apply their knowledge of root words, prefixes and suffixes/word endings to read aloud fluently.*</li></ul>	<ul style="list-style-type: none"><li>To read most words fluently and attempt to decode any unfamiliar words with increasing speed and skill, recognising their meaning through contextual cues.</li><li>To apply their growing knowledge of root words, prefixes and suffixes/ word endings, including -sion, -tion, -cial, -tial, -ant/-ance/-ancy, -ent/- ence/- ency, -able/- ably and -ible/ibly, to read aloud fluently.*</li></ul>	<ul style="list-style-type: none"><li>To read fluently with full knowledge of all Y5/ Y6 exception words, root words, prefixes, suffixes/word endings* and to decode any unfamiliar words with increasing speed and skill, recognising their meaning through contextual cues.</li></ul>

Common exception words	 To read Y1 common exception words, noting unusual correspondences between spelling and sound and where these occur in words.	 To read most Y1 and Y2 common exception words*, noting unusual correspondences between spelling and sound and where these occur in the word.	 To begin to read Y3/Y4 exception words.*	 To read all Y3/Y4 exception words*, discussing the unusual correspondences between spelling and these occur in the word.	 To read most Y5/ Y6 exception words, discussing the unusual correspondences between spelling and sound and where these occur in the word.
Fluency	 To accurately read texts that are consistent with their developing phonic knowledge, that do not require them to use other strategies to work out words.  To reread texts to buildup fluency and confidence in word reading.	 To read aloud books (closely matched to their improving phonic knowledge), sounding out unfamiliar words accurately, automatically and without undue hesitation.  To reread these books to build up fluency and confidence in word reading.  To read words accurately and fluently without overt sounding and blending, e.g. at over 90 words per minute, in age-appropriate texts.	 At this stage, teaching comprehension skills should be taking precedence over teaching word reading and fluency specifically. Any focus on word reading should support the development of vocabulary.		

Comparing, contrasting and commenting	<ul style="list-style-type: none"> <li>To listen to and discuss wide range of fiction, non-fiction and poetry at a level beyond that at which they can read independently.</li> <li>To link what they have read or have read to them to their own experiences.</li> <li>To retell familiar stories in increasing detail.</li> <li>To join in with discussions about a text, taking turns and listening to what others say.</li> <li>To discuss the significance of titles and events.</li> <li>To recognise simple recurring literary language in stories and poetry.</li> <li>To ask and answer questions about a text.</li> <li>To make links between the text they are reading and other texts they have read (in texts that they can read independently).</li> </ul>	<ul style="list-style-type: none"> <li>To participate in discussion about books, poems and other works that are read to them (at a level beyond at which they can read independently) and those that they can read for themselves, explaining their understanding and expressing their views.</li> <li>To become increasingly familiar with and to retell a wide range of stories, fairy stories and traditional tales.</li> <li>To discuss the sequence of events in books and how items of information are related.</li> </ul>	<ul style="list-style-type: none"> <li>To recognise, listen to and discuss a wide range of fiction, poetry, plays, non-fiction and reference books or textbooks.</li> <li>To use appropriate terminology when discussing texts (plot, character, setting).</li> <li>To identify how language, structure and presentation contribute to meaning.</li> <li>To identify main ideas drawn from more than one paragraph and summarise these.</li> </ul>	<ul style="list-style-type: none"> <li>To discuss and compare texts from a wide variety of genres and writers.</li> <li>To read for a range of purposes.</li> <li>To identify themes and conventions in a wide range of books.</li> <li>To refer to authorial style, overall themes (e.g. triumph of good over evil) and features (e.g. greeting in letters, a diary written in the first person or the use of presentational devices such as numbering and headings).</li> </ul>	<ul style="list-style-type: none"> <li>To read a wide range of genres, identifying the characteristics of text types (such as the use of the first person in writing diaries and autobiographies) and differences between text types.</li> <li>To participate in discussions about books that are read to them and those they can read for themselves, building on their own and others' ideas and challenging views courteously.</li> <li>To identify main ideas drawn from more than one paragraph and to summarise these.</li> <li>To recommend texts to peers based on a personal choice.</li> </ul>	<ul style="list-style-type: none"> <li>To read for pleasure, discussing, comparing and evaluating in depth across a wide range of genres, including myths, legends, traditional stories, modern fiction, fiction from our literary heritage and books from other cultures and traditions.</li> <li>To recognise more complex themes in what they read (such as loss or heroism).</li> <li>To explain and discuss their understanding of what they have read, including through formal presentations and debates, maintaining a focus on the topic and using notes where necessary.</li> <li>To listen to guidance and feedback on the quality of their explanations and contributions to discussions and to make improvements when participating in discussions.</li> <li>To draw out key information and to summarise the main ideas in a text.</li> <li>To distinguish independently between statements of fact and opinion, providing reasoned justifications for their views.</li> <li>To compare characters, settings and themes within a text and across more than one text.</li> </ul>
---------------------------------------	--	--	--	---	--	---

Words in context and authorial choice.	<ul style="list-style-type: none"> <li>To discuss word meaning and link new meanings to those already known.</li> </ul>	<ul style="list-style-type: none"> <li>To discuss and clarify the meanings of words, linking new meanings to known vocabulary.</li> <li>To discuss their favourite words and phrases.</li> </ul>	<ul style="list-style-type: none"> <li>To check that the text makes sense to them, discussing their understanding and explaining the meaning of words in context.</li> <li>To discuss authors' choice of words and phrases for effect.</li> </ul>	<ul style="list-style-type: none"> <li>Discuss vocabulary used to capture readers' interest and imagination.</li> </ul>	<ul style="list-style-type: none"> <li>To discuss vocabulary used by the author to create effect including figurative language.</li> <li>To evaluate the use of authors' language and explain how it has created an impact on the reader.</li> </ul>	<ul style="list-style-type: none"> <li>To analyse and evaluate the use of language, including figurative language and how it is used for effect, using technical terminology such as metaphor, simile, analogy, imagery, style and effect.</li> </ul>
Inference and prediction	<ul style="list-style-type: none"> <li>To begin to make simple inferences.</li> <li>To predict what might happen on the basis of what has been read so far.</li> </ul>	<ul style="list-style-type: none"> <li>To make inferences on the basis of what is being said and done.</li> <li>To predict what might happen on the basis of what has been read so far in a text.</li> </ul>	<ul style="list-style-type: none"> <li>To ask and answer questions appropriately, including some simple inference questions based on characters' feelings, thoughts and motives.</li> <li>To justify predictions using evidence from the text.</li> </ul>	<ul style="list-style-type: none"> <li>To draw inferences from characters' feelings, thoughts and motives that justifies their actions, supporting their views with evidence from the text.</li> <li>To justify predictions from details stated and implied.</li> </ul>	<ul style="list-style-type: none"> <li>To draw inferences from characters' feelings, thoughts and motives.</li> <li>To make predictions based on details stated and implied, justifying them in detail with evidence from the text.</li> </ul>	<ul style="list-style-type: none"> <li>To consider different accounts of the same event and to discuss viewpoints (both of authors and of fictional characters).</li> <li>To discuss how characters change and develop through texts by drawing inferences based on indirect clues.</li> </ul>
Poetry and performance	<ul style="list-style-type: none"> <li>To recite simple poems by heart.</li> </ul>	<ul style="list-style-type: none"> <li>To continue to build up a repertoire of poems learnt by heart, appreciating these and reciting some with appropriate intonation to make the meaning clear.</li> </ul>	<ul style="list-style-type: none"> <li>To prepare and perform poems and play scripts that show some awareness of the audience when reading aloud.</li> <li>To begin to use appropriate intonation and volume when reading aloud.</li> </ul>	<ul style="list-style-type: none"> <li>To recognise and discuss some different forms of poetry (e.g. free verse or narrative poetry).</li> <li>To prepare and perform poems and play scripts with appropriate techniques (intonation, tone, volume and action) to show awareness of the audience when reading aloud.</li> </ul>	<ul style="list-style-type: none"> <li>To continually show an awareness of audience when reading out loud using intonation, tone, volume and action.</li> </ul>	<ul style="list-style-type: none"> <li>To confidently perform texts (including poems learnt by heart) using a wide range of devices to engage the audience and for effect.</li> </ul>
Non-Fiction	<ul style="list-style-type: none"> <li>To recognise that non-fiction books are often structured in different ways.</li> </ul>		<ul style="list-style-type: none"> <li>To retrieve and record information from non-fiction texts.</li> </ul>	<ul style="list-style-type: none"> <li>To use all of the organisational devices available within a non-fiction text to retrieve, record and discuss information.</li> <li>To use dictionaries to check the meaning of words that they have read.</li> </ul>	<ul style="list-style-type: none"> <li>To use knowledge of texts and organisation devices to retrieve, record and discuss information from fiction and non-fiction texts.</li> </ul>	<ul style="list-style-type: none"> <li>To retrieve, record and present information from non-fiction texts.</li> <li>To use non-fiction materials for purposeful information retrieval (e.g. in reading history, geography and science textbooks) and in contexts where pupils are genuinely motivated to find out information (e.g. reading information leaflets before a gallery or museum visit or reading a theatre programme).</li> </ul>