
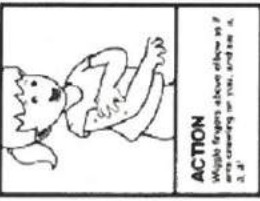
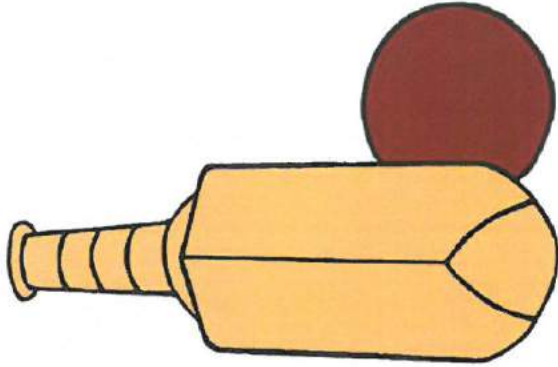
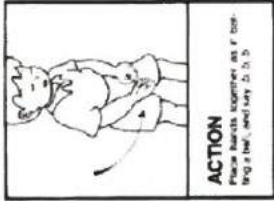


A a

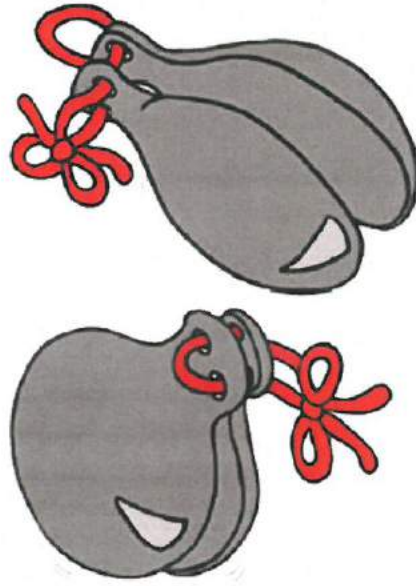

short a




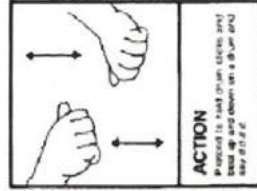
B b



C c
K k



D d



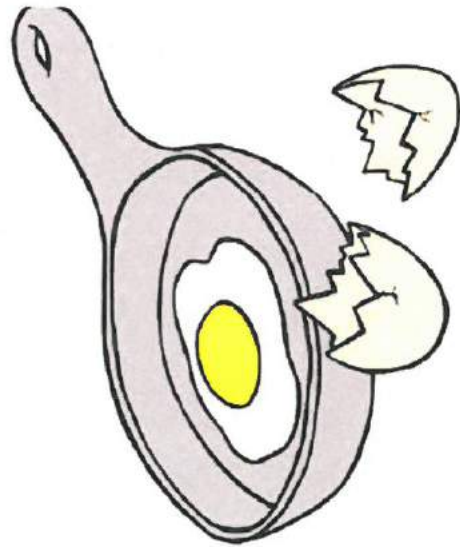
E e

SHORT e

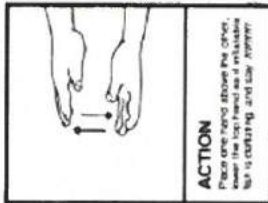


ACTION

Practice to hold egg with one hand and crack egg against the other hand and cooking in frying pan. Repeat 10 times. (10, 11, 12, 13, 14, 15, 16, 17, 18, 19, 20)




F f

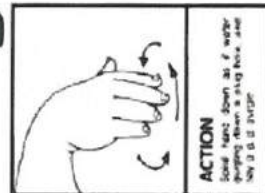


ACTION

Practice to hold the letter 'F' with one hand and the letter 'f' with the other hand. Repeat 10 times. (10, 11, 12, 13, 14, 15, 16, 17, 18, 19, 20)

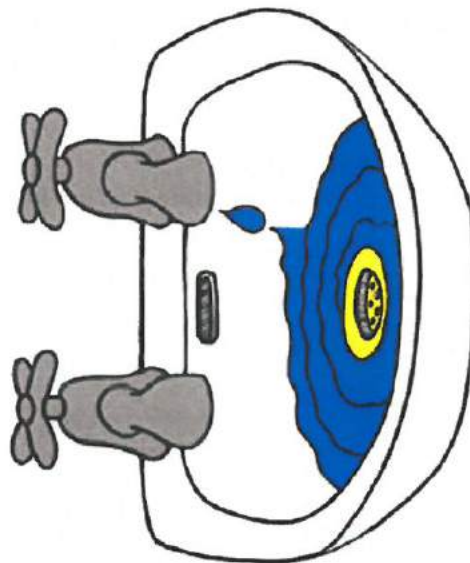


G g



ACTION

Practice to hold the letter 'G' with one hand and the letter 'g' with the other hand. Repeat 10 times. (10, 11, 12, 13, 14, 15, 16, 17, 18, 19, 20)




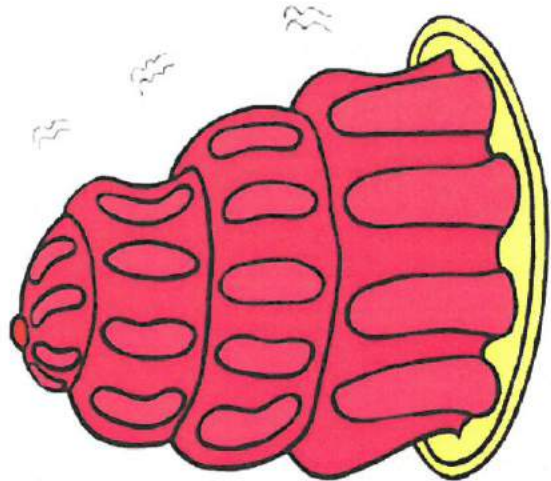
H h



ACTION

Act as if hugging after a race, raising hand up to mouth. Repeat 10 times. (10, 11, 12, 13, 14, 15, 16, 17, 18, 19, 20)





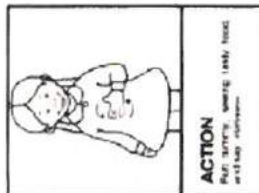
J j




ACTION
Present a jelly cake and watch
happy / / / party



M m




ACTION
Put a knife, a fork and a
plate on a tray



I i




ACTION
Present to be a mouse. Try and
sing a song on top of your nose
longer and longer ...



L l




ACTION
Present to be a lollipop. Say
/ / /




O o

	ACTION Imagine turning switch on and off and say: O O O O O O O O
--	---



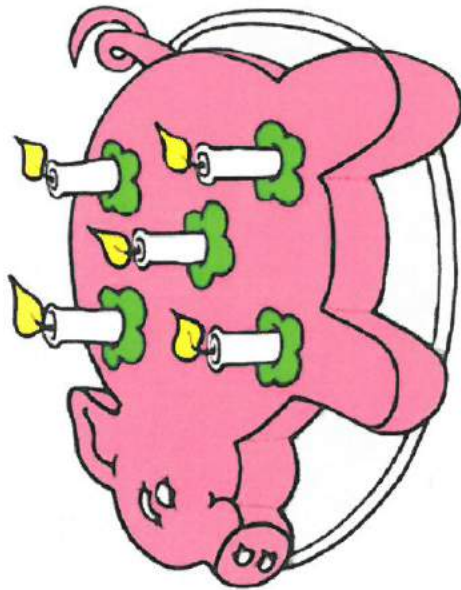
qu qu

	ACTION Make a duck's head with the quip. Say: qu qu qu qu qu qu
--	---



N n


	ACTION Put your arms at 90 degrees and jump. Say: N N N N N N
--	---




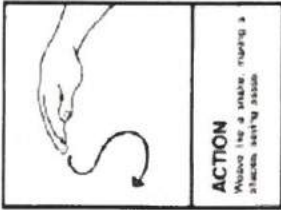
P p

	ACTION Hold up your finger, and let it sit up. Say: P P P P P P P P
--	---


R r




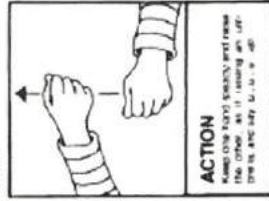
S s



T t



U u




V v




ACTION

Prepared to fly, driving along in a high, speedy way.



W w

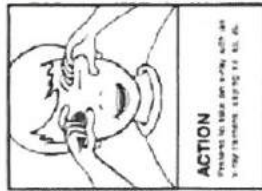


ACTION

Blow with your hand like the wind, making it all go.




X x



ACTION

Make an 'X' shape with your hands, like an 'X' mark on a page.



Y y




ACTION

Yogurt is a soft, creamy food that is good for you.


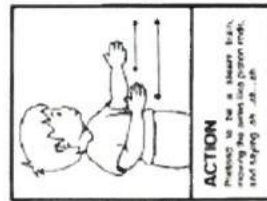


ai


long a



ch


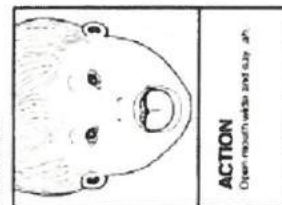


Z z



ar

the 'er' sound



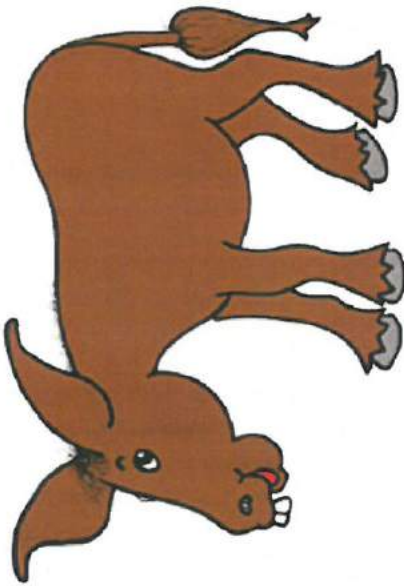
ee
or

long e and the 'or' sound



ACTION

Practice to be attentive, happy, and caring around others.




ie
long i

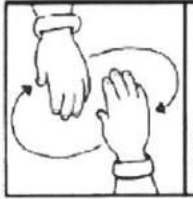


ACTION

Stand to attention and salute, saying 'ie'.




er
the 'er' sound



ACTION

Use fingers, cup and say 'er' like 'er' and 'er' as much as you can.




ng



ACTION

Practice to be a warrior like: bringing with attitude, head, and say 'ng'.



We do not learn /ie/ but we do learn /igh/ (use same action)

We do not learn /ou/, but we do learn /ow/ (use same action)

We do not learn /ue/

In the meeting I showed you the Letters and Sounds document that I follow. The Jolly Phonics teaching scheme teaches the children some different digraphs you see. If you look on the Letters and Sounds link on the school website, it will have the digraphs and trigraphs that will be taught to your child in phonics (resource section for Phase 2 and 3)

I have made up some of my own actions:

ear - grab ear and move gently

ure - Pretend that we can smell manure (they find it amusing) by moving our hand in front of our nose

air - move our hands gently in the air

ur - is the same action as Jolly Phonics action for /er/

Hope this makes sense. Please check with me if it does not.