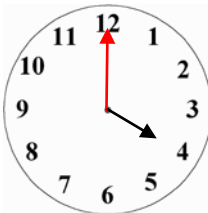
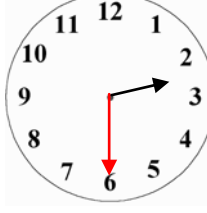

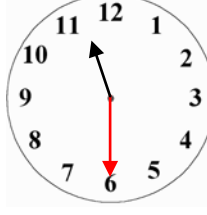
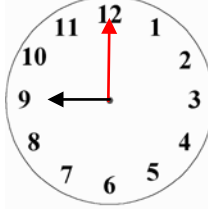
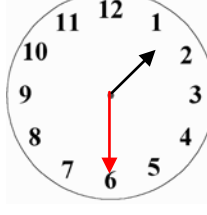
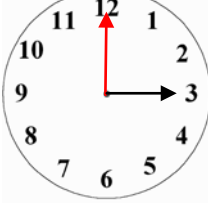
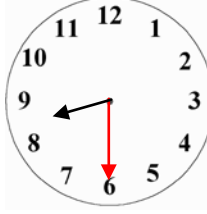
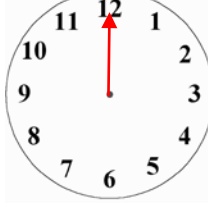




## Matching Times



**Need:** Time cards, clock cards

- This can be played as a matching pairs game as a group, with the two groups of cards placed face down and the children taking turns to find a matching pair (one from each set).
- Alternatively, this can be carried out as an individual matching activity, which can be enhanced using the partially completed clocks on the next page.

<b>4 o'clock</b>		<b>Half past 2 (o'clock)</b>	
<b>12 o'clock</b>		<b>Half past 11 (o'clock)</b>	
<b>9 o'clock</b>		<b>Half past 1 (o'clock)</b>	
<b>3 o'clock</b>		<b>Half past 8 (o'clock)</b>	
<b>7 o'clock</b>		<b>Half past 6 (o'clock)</b>	
<b>1 o'clock</b>		<b>Half past 10 (o'clock)</b>	